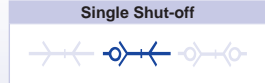


FEATURES	BENEFITS
<ul style="list-style-type: none"> • Twist locking feature • Corrosion resistant finish 	<ul style="list-style-type: none"> • Prevents accidental disconnection • Prevents hose kinking – through swivel action
SPECIFICATIONS	
Nominal bore	5.0 mm (3/16")
Max. flow rate @ 6 bar	900 l/min (31.8 CFM)
Max. working pressure	17 bar (250 psi)
Temperature range	-20°C to +60°C (14°F to 140°F)




*Flow capacity measured at 6 bar (87 psi) inlet pressure & pressure drop at 0.5 bar (7 psi).

COUPLINGS – STANDARD DUTY

NIPPLES – STANDARD DUTY

**TWISTLOCK SERIES
BSPT MALE**



8210

PART NUMBER	THREAD
SC9793D-12	1/4" BSPT
SC9792D-12	3/8" BSPT


**TWISTLOCK SERIES
HOSE BARB**



8210

PART NUMBER	TUBE ID	METRIC EQ.
SC8787-11	1/4"	6 mm
SC9750-11	5/16"	8 mm
SC8788-11	3/8"	10 mm

**TWISTLOCK SERIES
BSPP FEMALE**



8210

PART NUMBER	THREAD
SC8952DL-12	1/4" BSPP

**TWISTLOCK SERIES
BSPT MALE**



8210

PART NUMBER	THREAD
SC8050B-11	1/4" BSPT

**TWISTLOCK SERIES
BSPP FEMALE**



8210

PART NUMBER	THREAD
SC8278L-11	1/4" BSPP

COUPLINGS – HEAVY DUTY

NIPPLES – HEAVY DUTY

SPECIFICATIONS	
Nominal bore	8.5 mm (5/16")
Max. flow rate @ 6 bar	500 l/min (17.6 CFM)

**TWISTLOCK SERIES
BSPP FEMALE**



8210

PART NUMBER	THREAD
SC1054EL-14	1/4" BSPP
SC1095EL-38	3/8" BSPP
SC1461EL-12	1/2" BSPP

**TWISTLOCK SERIES
HOSE BARB**



8210

PART NUMBER	TUBE ID	METRIC EQ.
SC1097-11	3/8"	10 mm
SC1098-11	1/2"	13 mm

**TWISTLOCK SERIES
BSPT MALE**



8210

PART NUMBER	THREAD
SC8624B-11	1/4" BSPT
SC9739-11	3/8" BSPT
SC8807-11	1/2" BSPT

**TWISTLOCK SERIES
BSPT FEMALE**



8210

PART NUMBER	THREAD
SC1261EL-12	1/4" BSPT
SC1096B-11	3/8" BSPT