

SOFT COPPER TUBE

SPECIFICATIONS

Technical details	BS-EN-12449
Temper	Soft/R220
Materials	C106
Maximum working pressure at 65°C	See table




2400

SOFT COPPER TUBE  
IMPERIAL – LIGHT WALL

PART NUMBER				
CT00/10ML	1/8	22	10	265
CT00/30ML	1/8	22	30	265
CT01/10ML	3/16	22	10	161
CT01/30ML	3/16	22	30	161
CT03/10ML	1/4	22	10	116
CT03/30ML	1/4	22	30	116
CT05/10ML	5/16	22	10	91
CT08/10ML	3/8	22	10	74
CT08/30ML	3/8	22	30	74

IMPERIAL – MEDIUM WALL

CT03/10M	1/4	20	10	155
CT03/30M	1/4	20	30	155
CT05/30M	5/16	20	30	120
CT11/10M	1/2	20	10	68
CT11/30M	1/2	20	30	68



2400

SOFT COPPER TUBE  
METRIC – LIGHT WALL

PART NUMBER				
CT204/10ML	4	0.6	10	162
CT204/30ML	4	0.6	30	162
CT205/10ML	5	0.8	10	175
CT206/10ML	6	0.8	10	142
CT206/30ML	6	0.8	30	142
CT208/10ML	8	0.8	10	102
CT210/30ML	10	0.8	30	80


METRIC – MEDIUM WALL

CT206/10M	6	1.0	10	184
CT206/30M	6	1.0	30	184
CT208/10M	8	1.0	10	131
CT208/30M	8	1.0	30	131
CT210/30M	10	1.0	30	102
CT212/10M	12	1.0	10	66

HALF HARD COPPER TUBE

SPECIFICATIONS


Technical details	BS-EN-1057
Temper	Half hard/R250
Materials	C106
Maximum working pressure at 65°C	See table



2400

HALF HARD COPPER TUBE  
IMPERIAL

PART NUMBER				
CTHH04	1/4	20	3	201
CTHH05	5/16	20	3	156
CTHH06	3/8	20	3	127
CTHH08	1/2	20	3	176
CTHH10	5/8	20	3	137



2400

HALF HARD COPPER TUBE  
METRIC

PART NUMBER				
CTHHM06	6	1	3	133
CTHHM08	8	1	3	97
CTHHM10	10	1	3	77
CTHHM12	12	1	3	63
CTHHM15	15	1	3	58

SYMBOL	DESCRIPTION	SYMBOL	DESCRIPTION
	Outside diameter millimetres		British standard wire gauge swg
	Outside diameter inches		Hose length metres
	Wall thickness millimetres		Maximum pressure bar