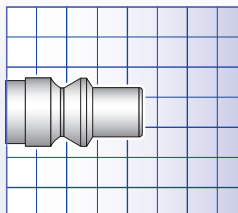
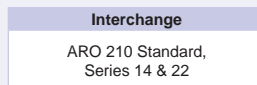
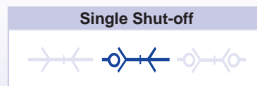




FEATURES	BENEFITS
<ul style="list-style-type: none"> • High flow capacity • Low connection force • Vented safety function • Male threads on couplings / nipples feature pre-applied thread sealant • ISO Standard 4414 & EN 983 	<ul style="list-style-type: none"> • Fast, easy, one hand operation • Extremely energy efficient • Strong & durable for long life
SPECIFICATIONS	
Nominal flow diameter	5.5 mm (7/32")
Flow capacity	1050 l/min (37.1 CFM)*
Max. working pressure	16 bar (232 psi)
Min. burst pressure	140 bar (2030 psi)
Temperature range	-20°C to +100°C (-4°F to +212°F)
Coupling material	Zinc plated steel / brass
Coupling seal material	NBR
Nipple material	Hardened zinc plated steel
Connection force	86 N



Not actual size



*Flow capacity measured at 6 bar (87 psi) inlet pressure & pressure drop at 0.5 bar (7 psi).

NPT threads are available

eSAFE VENTED SAFETY COUPLINGS

STANDARD NIPPLES

300 SERIES HOSE BARB



PART NUMBER	TUBE ID	METRIC EQ.
C103002002	1/4"	6.3 mm
C103002003	5/16"	8 mm
C103002009	11/32"	9 mm
C103002004	3/8"	10 mm
C103002005	1/2"	13 mm

300 SERIES HOSE BARB



PART NUMBER	TUBE ID	METRIC EQ.
C103005002	1/4"	6 mm
C103005003	5/16"	8 mm
C103005004	3/8"	10 mm

300 SERIES BSPT MALE WITH LOCTITE DRY-SEAL®



PART NUMBER	THREAD
C103002152	1/4" BSPT
C103002154	3/8" BSPT
C103002155	1/2" BSPT

300 SERIES BSPT MALE WITH LOCTITE DRY-SEAL®




PART NUMBER	THREAD
C103005151	1/8" BSPT
C103005152	1/4" BSPT
C103005154	3/8" BSPT
C103005155	1/2" BSPT

300 SERIES BSPF FEMALE



PART NUMBER	THREAD
C103002202	1/4" BSPF
C103002204	3/8" BSPF
C103002205	1/2" BSPF

300 SERIES BSPF FEMALE




PART NUMBER	THREAD
C103005201	1/8" BSPF
C103005202	1/4" BSPF
C103005204	3/8" BSPF

300 SERIES STREAMLINE CONNECTION



PART NUMBER	TUBE OD	TUBE ID
C103002060	10.0 mm	6.5 mm
C103002062	12.0 mm	8.0 mm
C103002063	13.5 mm	9.5 mm
C103002066	16.0 mm	11.0 mm

300 SERIES STREAMLINE CONNECTION



PART NUMBER	TUBE OD	TUBE ID
C103005058	8.0 mm	5.0 mm
C103005060	10.0 mm	6.5 mm
C103005062	12.0 mm	8.0 mm
C103005063	13.5 mm	9.5 mm
C103005066	16.0 mm	11.0 mm

300 SERIES SOFT-LINE CONNECTION



PART NUMBER	TUBE OD	TUBE ID
C103002082	12.0 mm	8.0 mm
C103002083	13.5 mm	9.5 mm



Did you know?

Products with safety benefits are indicated by a chevron at the bottom of their table