



**FROM THE COMPRESSOR TO THE AIR TOOL,  
WE PUT IT ALL TOGETHER!**



COILED HOSE



STRAIGHT HOSE



COUPLERS &  
CONNECTORS



BLOW GUNS



FILTERS, REGULATORS  
& LUBRICATORS



PLASTIC TUBING



FITTINGS



LUBRICANTS,  
CLEANERS & OILS



AND MORE!

# ABOUT COILHOSE PNEUMATICS



## Look to an Industry Leading Manufacturer of Air Tool Accessories and Air Line Controls

Coilhose Pneumatics has been manufacturing high quality pneumatic accessories for professionals and serious hobbyists since 1969. Our extensive product offering has been built around a core group of products such as our classic nylon coiled hose. Coilhose Pneumatics products are available **through distribution** in the United States, Canada, Europe, the Middle East and Central and South America.


### Customer Service

Coilhose offers first class customer service to both our distributors and end-users. Our customer service department is trained to provide exceptional support across our entire product line. Contact us for:

- Product Features and Benefits
- Pricing and Availability
- Competitor Product Crossovers
- Technical Information
- Shipping Status
- Warranty Questions

### Facilities

Coilhose Pneumatics maintains a **100,000 sq ft facility in East Brunswick, NJ**, containing both warehouse and manufacturing space. Along with the NJ facility, warehouse space exists in Oregon at **our sister company, Freelin-Wade**. Coilhose Pneumatics has the ability to extrude plastic tubing and hose, coil hoses, machine brass fittings and assemble and package product.



Coilhose Pneumatics | 19 Kimberly Road | East Brunswick, NJ 08816 USA  
Phone: 732-390-8480 | Toll Free: 1-800-526-2100 | Fax: 732-390-9693 | Email: [info@coilhose.com](mailto:info@coilhose.com)  
[www.coilhose.com](http://www.coilhose.com) | Like us on Facebook

# TABLE OF CONTENTS

## Coiled Hose

Nylon Air Hose .....	6
Nylon Air Hose with Quick Connects .....	7
Nylon Air Hose with Blow Gun .....	7
Stowaway™ Heavy Duty Air Hose with Fittings .....	8
Twin Bonded Nylon Air Hose .....	9
Nylon Hose Fittings/Repair .....	10
Flexeel® Coiled Hose .....	11
Flexcoil® Polyurethane Air Hose .....	12
Flexcoil® with Quick Disconnects .....	14
Flexcoil® & Flexeel® Coil Replacement Fittings .....	14
Flexcoil® CoBlo .....	15

## Straight Hose

Flexeel® Reinforced Polyurethane Hose .....	18
Flexeel® Bulk Hose .....	19
Flexeel® Replacement Fittings .....	19
Flexeel® Compressor Accessory Kit .....	20
Flexeel® CoBlo .....	21
Flexeel Max™ Reinforced Polyurethane Hose .....	22
Yellow Belly™ Hybrid PVC Hose .....	23
Lock-On Rubber Hose .....	24
Lock-On Replacement Fittings .....	24
Hose Cutter .....	24
Heavy Duty Neoprene Hose .....	25
General Purpose Rubber Hose .....	26
Thermoplastic Hose .....	27
Gilaflex™ Inner-Braided PVC Air Hose .....	27
Straight Hose Brass Fittings .....	28

## Hose Crimpers & Ferrules

Hose Crimpers & Crimper Dies .....	29
Hose Ferrules .....	29

## Hose Clamps & Installation Tools

Worm Drive Clamps .....	30
Ear Clamps .....	30
Ear Clamp Pincers .....	30

## Lead-In Hoses & Whips

Pigtail Assemblies .....	31
Durawhip® .....	31
Ball Swivel Lead-ins .....	32
Flexeel® Pigtail Manifolds .....	32

## Couplers & Connectors

Coupler & Connector Size & Series Selector Chart .....	35
Coilflow™ Six Ball Couplers .....	36
Coilflow™ Automatic Couplers .....	36
Megaflow® Automatic High Flow Series .....	36
Manual Couplers .....	37
Connectors .....	37
Non-Marring Couplers .....	38
Universal Couplers .....	38
Ball Swivel Connectors .....	38
Micro Couplers .....	38
5-in-1 Universal Safety Exhaust® Coupler .....	39
Steel Couplers & Connectors .....	40
Straight Through Series .....	40
Coilflow™ Contractors Water Hose Series .....	40
Brass Connectors .....	40
Moldflow™ Series .....	41
CoBlo™ Coupler Blow Gun .....	42

## Blow Guns

Redi-Burst™ Pocket Blow Gun .....	44
640 Inline Series Blow Guns .....	44
600 Series Blow Guns .....	45
600 Premium Series .....	46
700 Series Pistol Grip .....	46
770 Series Pistol Grip .....	47
Button Blow Gun .....	47
Blow Gun Tips .....	48
Extensions: 600, 700, 771 .....	48
Safety Side Nozzle Radiator Cleaning Tip Kit .....	48
CEG® Blow Gun .....	49
CEG® Tips & Extensions .....	49
Air Bullet Blow Gun .....	49
Typhoon® Blow Gun .....	50
Typhoon® Tips & Accessories .....	51
Typhoon® Evictor .....	52
Typhoon® Siphon Nozzle .....	52
Typhoon® Caddy™ .....	52
Cannon® High Volume Blow Gun .....	53
Cannon® Accessories .....	53
Cannon® Service Kit .....	53
Cannon® Trigger Kit .....	53
Blow Gun Kits .....	54

## Filters, Regulators & Lubricators

Economy Regulators .....	58
In-Line Series .....	58
Miniature Series .....	60
26 Series .....	63
27 Series .....	66
29 Series .....	69
Heavy Duty 88 Series .....	72
General Purpose Series.....	75
Desiccant Air Dryers .....	77
Mechanical Condensate Drain Units .....	77
Solid State Automatic Drain .....	77
Pressure Gauges.....	78

## Plastic Tubing

Polyurethane (PU) Tubing .....	81
Bonded Polyurethane (PU) Tubing .....	82
Polyethylene (PE) Tubing .....	82
Nylon (PA) Tubing.....	83
Polyvinyl (PVC) Tubing .....	83
D.O.T. Tubing .....	84
Weld Spatter Tubing .....	84
Tubing & Hose Cutters .....	85
Tube Channels .....	85

## Fittings

Coilock™ Push-to-Connect Fittings.....	88
Brass Hose Fittings.....	90
Speed Controls .....	91
Poly-Tube Fittings.....	91
Nylon Hose Fittings .....	92
Ball Swivel Fittings.....	93
Brass Pipe Fittings .....	94

## Lubricants, Cleaners & Oils

Air Tool Lubricant.....	96
Air Tool Cleaner.....	96
Air Compressor Oil.....	96
Mist Coolant.....	96

## Miscellaneous & Automotive

Filler Valves.....	98
Compressor Drain Valves.....	98
Ball Valves.....	98
Safety Excess Flow Check Valve .....	98
Lockout Slide Valves .....	98
Mufflers.....	99
Manifolds & Manifold Assemblies.....	100
Flexeel® Pigtail Manifolds .....	101
Garden Flexeel® .....	102
Water Flexeel®.....	102
Yellow Belly™ Washdown.....	102
Redi Flow™ Nozzles .....	103
Garden Hose Fittings.....	103
Garden Hose Connectors.....	103
Radiator Filler .....	103
Hose Reels .....	104
Air Blow Off .....	104
Flexflow™ Hose .....	104
Tool Balancers.....	105
Hose Balancers .....	105
ASME-Approved Relief Valves .....	105
Air Chucks.....	106
Tire Gauges .....	106
Tire Inflators.....	108
Tire Tubeless Valves.....	109
Tire Repair.....	110
Tire Equipment & Repair .....	111
4-in-1 Tire Repair Tool.....	111
Valves, Sleeves & Caps .....	112
Valve Extensions.....	113
Short Valve Cores .....	113
Valve Repair Tools & Tube Deflator .....	113
Rite-Ring™ Driveway Gong .....	114
Air-To-Spare™ Remote Tire Hose .....	114
Glad Hand.....	114

## Resources

Product Index .....	115
Pneumatic System Diagram .....	124

A photograph showing a large stack of blue coiled hoses in a warehouse. The hoses are arranged in neat rows, with the top row in sharp focus and the background blurred. A semi-transparent grey banner is overlaid across the middle of the image, containing the text "COILED HOSE" in a bold, black, sans-serif font.

# COILED HOSE



N14-12

## Nylon Air Hose

Coilhose Pneumatics manufactures nylon air hose from tough, abrasion resistant nylon material. Nylon offers a large temperature range of -60 °F to 200 °F. The stiffness of nylon also creates a high retraction force, allowing for the coils to store quickly out of the workspace. Coilhose Pneumatics nylon coils are equipped with strong brass fittings that are machined in-house out of quality brass. All assemblies (except 3/4" units) are equipped with a spring guard to prevent kinking at the fitting.

Nylon Series	Hose ID	Hose OD	Wall Thickness	Working Pressure @ 70 °F	Coil OD
N18	1/8"	.185"	.029" +/- .003"	315 psi	1-1/2"
N316	3/16"	.250"	.031" +/- .003"	230 psi	2-7/8"
N14	1/4"	.308"	.033" +/- .003"	185 psi	3-1/2"
N516	5/16"	.373"	.037" +/- .003"	175 psi	4-5/8"
N38	3/8"	.470"	.045" +/- .003"	165 psi	5-5/8"
N12	1/2"	.625"	.062" +/- .003"	170 psi	9"
N34	3/4"	.882"	.066" +/- .003"	120 psi	12-1/2"

- Extruded from quality nylon resin
- Temperature range: -60 °F to 200 °F
- High quality brass fittings provide a strong and durable connection
- Swivel fittings feature factory applied thread sealant
- All coils are equipped with spring strain reliefs (except N34)
- Available in yellow (N18 is available only in blue)
- Extruded in USA

I.D.	Length	Fitting	Model	I.D.	Length	Fitting	Model	I.D.	Length	Fitting	Model
1/8"	5'	1/8" Swivel MPT	N18-5B *	5/16"	12'	1/4" Rigid MPT	N516-12 *	3/8"	50'	3/8" Swivel MPT	N38-50B *
1/8"	10'	1/8" Swivel MPT	N18-10B *	5/16"	12'	1/4" Rigid/Swivel MPT	N516-12A *	3/8"	50'	1/4" Rigid MPT	N38-50A *
1/8"	15'	1/8" Swivel MPT	N18-15B *	5/16"	12'	1/4" Swivel MPT	N516-12B *	3/8"	50'	1/4" Rigid/Swivel MPT	N38-504A *
1/8"	20'	1/8" Swivel MPT	N18-20B *	5/16"	17'	1/4" Rigid MPT	N516-17 *	3/8"	50'	1/4" Swivel MPT	N38-504B *
1/8"	25'	1/8" Swivel MPT	N18-25B *	5/16"	17'	1/4" Rigid/Swivel MPT	N516-17A *	3/8"	100'	None	N38-100
1/8"	50'	1/8" Swivel MPT	N18-50B *	5/16"	17'	1/4" Swivel MPT	N516-17B *	1/2"	12'	1/2" Rigid MPT	N12-12 *
1/8"	50'	None	N18-50	5/16"	25'	1/4" Rigid MPT	N516-25 *	1/2"	12'	1/2" Rigid/Swivel MPT	N12-12A *
3/16"	12'	1/4" Rigid MPT	N316-12 *	5/16"	25'	1/4" Rigid/Swivel MPT	N516-25A *	1/2"	12'	1/2" Swivel MPT	N12-12B *
3/16"	12'	1/4" Rigid/Swivel MPT	N316-12A *	5/16"	25'	1/4" Swivel MPT	N516-25B *	1/2"	17'	1/2" Rigid MPT	N12-17 *
3/16"	12'	1/4" Swivel MPT	N316-12B *	5/16"	50'	1/4" Rigid MPT	N516-50 *	1/2"	17'	1/2" Rigid/Swivel MPT	N12-17A *
3/16"	17'	1/4" Rigid MPT	N316-17 *	5/16"	50'	1/4" Rigid/Swivel MPT	N516-50A *	1/2"	17'	1/2" Swivel MPT	N12-17B *
3/16"	17'	1/4" Rigid/Swivel MPT	N316-17A *	5/16"	50'	1/4" Swivel MPT	N516-50B *	1/2"	25'	1/2" Rigid MPT	N12-25 *
3/16"	17'	1/4" Swivel MPT	N316-17B *	5/16"	100'	None	N516-100	1/2"	25'	1/2" Rigid/Swivel MPT	N12-25A *
3/16"	25'	1/4" Rigid MPT	N316-25 *	3/8"	12'	3/8" Rigid MPT	N38-12 *	1/2"	25'	1/2" Swivel MPT	N12-25B *
3/16"	25'	1/4" Rigid/Swivel MPT	N316-25A *	3/8"	12'	1/4" Rigid MPT	N38-12A *	1/2"	50'	1/2" Rigid MPT	N12-50 *
3/16"	25'	1/4" Swivel MPT	N316-25B *	3/8"	12'	3/8" Rigid/Swivel MPT	N38-12A *	1/2"	50'	1/2" Rigid/Swivel MPT	N12-50A *
3/16"	50'	1/4" Rigid MPT	N316-50 *	3/8"	12'	3/8" Swivel MPT	N38-12B *	1/2"	50'	1/2" Swivel MPT	N12-50B *
3/16"	50'	1/4" Rigid/Swivel MPT	N316-50A *	3/8"	12'	1/4" Rigid/Swivel MPT	N38-124A *	1/2"	100'	None	N12-100
3/16"	50'	1/4" Swivel MPT	N316-50B *	3/8"	12'	1/4" Swivel MPT	N38-124B *	3/4"	12'	3/4" Rigid MPT	N34-12 *
3/16"	100'	None	N316-100	3/8"	17'	3/8" Rigid MPT	N38-17 *	3/4"	12'	3/4" Rigid/Swivel MPT	N34-12A *
1/4"	12'	1/4" Rigid MPT	N14-12 *	3/8"	17'	3/8" Rigid/Swivel MPT	N38-17A *	3/4"	12'	3/4" Swivel MPT	N34-12B *
1/4"	12'	1/4" Rigid/Swivel MPT	N14-12A *	3/8"	17'	3/8" Swivel MPT	N38-17B *	3/4"	17'	3/4" Rigid MPT	N34-17 *
1/4"	12'	1/4" Swivel MPT	N14-12B *	3/8"	17'	1/4" Rigid MPT	N38-17A *	3/4"	17'	3/4" Rigid/Swivel MPT	N34-17A *
1/4"	17'	1/4" Rigid MPT	N14-17 *	3/8"	17'	1/4" Rigid/Swivel MPT	N38-174A *	3/4"	17'	3/4" Swivel MPT	N34-17B *
1/4"	17'	1/4" Rigid/Swivel MPT	N14-17A *	3/8"	17'	1/4" Swivel MPT	N38-174B *	3/4"	25'	3/4" Rigid MPT	N34-25 *
1/4"	17'	1/4" Swivel MPT	N14-17B *	3/8"	25'	3/8" Rigid MPT	N38-25 *	3/4"	25'	3/4" Rigid/Swivel MPT	N34-25A *
1/4"	25'	1/4" Rigid MPT	N14-25 *	3/8"	25'	3/8" Rigid/Swivel MPT	N38-25A *	3/4"	25'	3/4" Swivel MPT	N34-25B *
1/4"	25'	1/4" Rigid/Swivel MPT	N14-25A *	3/8"	25'	3/8" Swivel MPT	N38-25B *	3/4"	50'	3/4" Rigid MPT	N34-50 *
1/4"	25'	1/4" Swivel MPT	N14-25B *	3/8"	25'	1/4" Rigid MPT	N38-25A *	3/4"	50'	3/4" Rigid/Swivel MPT	N34-50A *
1/4"	50'	1/4" Rigid MPT	N14-50 *	3/8"	25'	1/4" Rigid/Swivel MPT	N38-254A *	3/4"	50'	3/4" Swivel MPT	N34-50B *
1/4"	50'	1/4" Rigid/Swivel MPT	N14-50A *	3/8"	25'	1/4" Swivel MPT	N38-254B *	3/4"	100'	None	N34-100
1/4"	50'	1/4" Swivel MPT	N14-50B *	3/8"	30'	3/8" Rigid MPT	N38-30 *				
1/4"	100'	None	N14-100	3/8"	50'	3/8" Rigid MPT	N38-50 *				
				3/8"	50'	3/8" Rigid/Swivel MPT	N38-50A *				

NOTE: For impact tool applications, we strongly recommend the use of a rigid fitting at the working end (tool) to ensure a safer and more durable connection.

## Nylon Air Hose with Quick Connects

Coilhose Pneumatics nylon air hose with quick connects is equipped with strong brass fittings that are machined in-house out of quality brass. Quick connect couplers and connectors provide a durable fast connection.

- Temperature range: -60 °F to 200 °F • Extruded in USA

Nylon Series	Hose ID	Hose OD	Wall Thickness	Working Pressure @ 70 °F	Coil OD
N14	1/4"	.308"	.033" +/- .003"	185 psi	3-1/2"
N38	3/8"	.470"	.045" +/- .003"	165 psi	5-5/8"
N12	1/2"	.625"	.062" +/- .003"	170 psi	9"



15X-N14-12A

I.D.	Length	Fitting	Model	I.D.	Length	Fitting	Model
1/4"	12'	1/4" Industrial Coupler & 1/4" MPT Swivel	150-N14-12A *	3/8"	25'	1/4" ARO Coupler & Connector	N38-25CC14 *
1/4"	12'	1/4" Industrial 6 Ball Coupler & 1/4" MPT Swivel	15X-N14-12A *	3/8"	25'	1/4" Industrial Coupler & Connector	N38-25CC15 *
1/4"	12'	1/4" Industrial Coupler & Connector	N14-12CC15 *	3/8"	50'	1/4" ARO Coupler & 1/4" MPT Swivel	140-N38-504A *
1/4"	25'	1/4" Industrial Coupler & 1/4" MPT Swivel	150-N14-25A *	3/8"	50'	1/4" Industrial Coupler & 1/4" MPT Swivel	150-N38-504A *
1/4"	25'	1/4" Industrial 6 Ball Coupler & 1/4" MPT Swivel	15X-N14-25A *	3/8"	50'	1/4" ARO Coupler & Connector	N38-50CC14 *
1/4"	25'	1/4" Industrial Coupler & Connector	N14-25CC15 *	3/8"	50'	1/4" Industrial Coupler & Connector	N38-50CC15 *
1/4"	50'	1/4" Industrial Coupler & 1/4" MPT Swivel	150-N14-50A *	3/8"	12'	3/8" Industrial Coupler & 3/8" MPT Swivel	580-N38-12A *
1/4"	50'	1/4" Industrial 6 Ball Coupler & 1/4" MPT Swivel	15X-N14-50A *	3/8"	25'	3/8" Industrial Coupler & Connector	N38-25CC58 *
1/4"	50'	1/4" Industrial Coupler & Connector	N14-50CC15 *	3/8"	50'	3/8" Industrial Coupler & 3/8" MPT Swivel	580-N38-50A *
3/8"	12'	1/4" ARO Coupler & 1/4" MPT Swivel	140-N38-124A *	3/8"	50'	3/8" Industrial Coupler & Connector	N38-50CC58 *
3/8"	12'	1/4" ARO Coupler & Connector	N38-12CC14 *	1/2"	12'	3/8" Industrial Coupler & 1/2" MPT Swivel	120-N12-12A *
3/8"	12'	1/4" Industrial Coupler & Connector	N38-12CC15 *	1/2"	12'	3/8" Industrial Coupler & Connector	N12-12CC12 *
3/8"	25'	1/4" Industrial Coupler & 1/4" MPT Swivel	150-N38-254A *	1/2"	25'	3/8" Industrial Coupler & 1/2" MPT Swivel	120-N12-25A *
3/8"	25'	1/4" ARO Coupler & 1/4" MPT Swivel	140-N38-254A *	1/2"	25'	3/8" Industrial Coupler & Connector	N12-25CC12 *
3/8"	25'	1/4" Industrial Coupler & 1/4" MPT Swivel	580-N38-25A *				



## Nylon Air Hose with Blow Gun

These assemblies are offered in a convenient package with a 600 Series thumb lever blow gun with safety tip.

Nylon Series	Hose ID	Hose OD	Wall Thickness	Working Pressure @ 70 °F	Coil OD
N14	1/4"	.308"	.033" +/- .003"	185 psi	3-1/2"

I.D.	Length	Fitting	Model
1/4"	12'	600 Series Blow Gun & 1/4" MPT Rigid	600-N12 *
1/4"	12'	600 Series Blow Gun & 1/4" MPT Rigid/Swivel	600-N12A *
1/4"	12'	600 Series Blow Gun & 1/4" MPT Swivel	600-N12B *
1/4"	25'	600 Series Blow Gun & 1/4" MPT Rigid	600-N25 *
1/4"	25'	600 Series Blow Gun & 1/4" MPT Rigid/Swivel	600-N25A *
1/4"	25'	600 Series Blow Gun & 1/4" MPT Swivel	600-N25B *
1/4"	50'	600 Series Blow Gun & 1/4" MPT Rigid/Swivel	600-N50A *



600-N25



S14-12B

## Stowaway™ Heavy Duty Air Hose with Fittings

Stowaway air hose features an increased wall thickness to meet the requirements of demanding applications, providing additional protection against oil, grease, gasoline, abrasion and an increased working pressure. Available in blue.

- Extruded from nylon resin
- Temperature range: -60 °F to 200 °F
- High quality brass fittings provide strong and durable connection
- Swivel fittings feature factory applied thread sealant
- All coils are equipped with spring strain reliefs
- Nylon provides increased retraction force
- Extruded in USA

Nylon Series	Hose ID	Hose OD	Wall Thickness	Working Pressure @ 70 °F	Coil OD
S14	1/4"	.312"	.038" +/- .003"	220 psi	3-1/2"
S38	3/8"	.500"	.062" +/- .004"	230 psi	5-3/8"



I.D.	Length	Fitting	Model		I.D.	Length	Fitting	Model		I.D.	Length	Fitting	Model	
1/4"	12'	1/4" Rigid MPT	S14-12	*	3/8"	12'	3/8" Rigid MPT	S38-12	*	3/8"	25'	3/8" Rigid MPT	S38-25	*
1/4"	12'	1/4" Rigid/Swivel MPT	S14-12A	*	3/8"	12'	3/8" Rigid/Swivel MPT	S38-12A	*	3/8"	25'	3/8" Rigid/Swivel MPT	S38-25A	*
1/4"	12'	1/4" Swivel MPT	S14-12B	*	3/8"	12'	3/8" Swivel MPT	S38-12B	*	3/8"	25'	3/8" Swivel MPT	S38-25B	*
1/4"	17'	1/4" Rigid MPT	S14-17	*	3/8"	12'	1/4" Rigid MPT	S38-124	*	3/8"	25'	1/4" Rigid MPT	S38-254	*
1/4"	17'	1/4" Rigid/Swivel MPT	S14-17A	*	3/8"	12'	1/4" Rigid/Swivel MPT	S38-124A	*	3/8"	25'	1/4" Rigid/Swivel MPT	S38-254A	*
1/4"	17'	1/4" Swivel MPT	S14-17B	*	3/8"	12'	1/4" Swivel MPT	S38-124B	*	3/8"	25'	1/4" Swivel MPT	S38-254B	*
1/4"	25'	1/4" Rigid MPT	S14-25	*	3/8"	17'	3/8" Rigid MPT	S38-17	*	3/8"	40'	3/8" Rigid MPT	S38-40	*
1/4"	25'	1/4" Rigid/Swivel MPT	S14-25A	*	3/8"	17'	3/8" Rigid/Swivel MPT	S38-17A	*	3/8"	50'	3/8" Rigid MPT	S38-50	*
1/4"	25'	1/4" Swivel MPT	S14-25B	*	3/8"	17'	3/8" Swivel MPT	S38-17B	*	3/8"	50'	3/8" Rigid/Swivel MPT	S38-50A	*
1/4"	50'	1/4" Rigid MPT	S14-50	*	3/8"	17'	1/4" Rigid MPT	S38-174	*	3/8"	50'	3/8" Swivel MPT	S38-50B	*
1/4"	50'	1/4" Rigid/Swivel MPT	S14-50A	*	3/8"	17'	1/4" Rigid/Swivel MPT	S38-174A	*	3/8"	50'	1/4" Rigid MPT	S38-504	*
1/4"	50'	1/4" Swivel MPT	S14-50B	*	3/8"	17'	1/4" Swivel MPT	S38-174B	*	3/8"	50'	1/4" Rigid/Swivel MPT	S38-504A	*
										3/8"	50'	1/4" Swivel MPT	S38-504B	*

NOTE: For impact tool applications, we strongly recommend the use of a rigid fitting at the working end (tool) to ensure a safer and more durable connection.

## Twin Bonded Nylon Air Hose

Twin bonded nylon air hose provides two paths for transferring air or fluids. The twin bond system works for fluid, air and exhaust applications. Coilhose Pneumatics manufactures nylon coils from tough, abrasion resistant nylon material. Nylon offers a large temperature range of -60 °F to 200 °F. The stiffness of nylon also creates a high retraction force, allowing for the coils to store quickly out of the workspace.

Coilhose Pneumatics nylon coils are equipped with strong brass fittings that are machined in-house out of quality brass.

- Extruded from nylon resin, resists moisture and abrasion
- Temperature range: -60 °F to 200 °F
- High quality brass fittings provide strong and durable connection
- Swivel fittings feature factory applied thread sealant
- All coils are equipped with spring strain reliefs (except N34)
- Nylon provides increased retraction force
- Extruded in USA



N14Y-N14N-25B

Nylon Series	Hose ID	Hose OD	Wall Thickness	Working Pressure @ 70 °F	Coil OD
N18Y-N18N	1/8"	.185"	.029" +/- .003"	315 psi	1-1/2"
N316Y-N316N	3/16"	.250"	.031" +/- .003"	230 psi	2-7/8"
N14Y-N14N	1/4"	.308"	.033" +/- .003"	185 psi	3-1/2"
N516Y-N516N	5/16"	.373"	.037" +/- .003"	175 psi	4-5/8"
N38Y-N38N	3/8"	.470"	.045" +/- .003"	165 psi	5-5/8"
N12Y-N12N	1/2"	.625"	.062" +/- .003"	170 psi	9"

I.D.	Length	Fitting	Model
1/8" & 1/8"	12'	1/8" MPT Swivel x 1/8" MPT Swivel	N18Y-N18N-12B *
1/8" & 1/8"	25'	1/8" MPT Swivel x 1/8" MPT Swivel	N18Y-N18N-25B *
1/8" & 1/8"	50'	1/8" MPT Swivel x 1/8" MPT Swivel	N18Y-N18N-50B *
1/8" & 1/8"	50'	None	N18Y-N18N-50
3/16" & 3/16"	12'	1/4" MPT Swivel x 1/4" MPT Swivel	N316Y-N316N-12B *
3/16" & 3/16"	25'	1/4" MPT Swivel x 1/4" MPT Swivel	N316Y-N316N-25B *
3/16" & 3/16"	50'	None	N316Y-N316N-50
1/4" & 1/4"	12'	1/4" MPT Swivel x 1/4" MPT Swivel	N14Y-N14N-12B *
1/4" & 1/4"	25'	1/4" MPT Swivel x 1/4" MPT Swivel	N14Y-N14N-25B *
1/4" & 1/4"	25'	None	N14Y-N14N-50
5/16" & 5/16"	12'	1/4" MPT Swivel x 1/4" MPT Swivel	N516Y-N516N-12B *
5/16" & 5/16"	25'	1/4" MPT Swivel x 1/4" MPT Swivel	N516Y-N516N-25B *
5/16" & 5/16"	50'	None	N516Y-N516N-50

I.D.	Length	Fitting	Model
3/8" & 3/8"	12'	3/8" MPT Swivel x 3/8" MPT Swivel	N38Y-N38N-12B *
3/8" & 3/8"	25'	3/8" MPT Swivel x 3/8" MPT Swivel	N38Y-N38N-25B *
3/8" & 3/8"	50'	None	N38Y-N38N-50
1/2" & 5/16"	25'	1/2" MPT Swivel x 1/4" MPT Swivel	N12Y-N516N-25B *
1/2" & 5/16"	50'	1/2" MPT Swivel x 1/4" MPT Swivel	N12Y-N516N-50B *
1/2" & 5/16"	50'	None	N12Y-N516N-50
1/2" & 1/2"	12'	1/2" MPT Swivel x 1/2" MPT Swivel	N12Y-N12N-12B *
1/2" & 1/2"	25'	1/2" MPT Swivel x 1/2" MPT Swivel	N12Y-N12N-25B *
1/2" & 1/2"	50'	1/2" MPT Swivel x 1/2" MPT Swivel	N12Y-N12N-50B *
1/2" & 1/2"	50'	None	N12Y-N12N-50



## Nylon Hose Fittings

Coil hose nylon hose fittings are designed for use with our nylon self-storing hose and twin bonded nylon hose, as shown on pages 6, 7 & 9.

Female Rigid			Union			Elbow		
Hose I.D.	Fitting	Model	Hose I.D.	Model		Hose I.D.	Fitting	Model
3/16"	1/4" MPT	CRF0304 *	3/16"	CU03 *		1/8"	1/8" MPT	CEM0202 *
1/4"	1/4" MPT	CRF0404 *	1/4"	CU04 *		3/16"	1/4" MPT	CEM0304 *
5/16"	1/4" MPT	CRF0504 *	5/16"	CU05 *		1/4"	1/4" MPT	CEM0404 *
3/8"	3/8" MPT	CRF0606 *	3/8"	CU06 *		5/16"	1/4" MPT	CEM0504 *
1/2"	1/2" MPT	CRF0808 *	1/2"	CU08 *		3/8"	1/4" MPT	CEM0604 *
						3/8"	3/8" MPT	CEM0606 *
						1/2"	1/2" MPT	CEM0808 *
Nut			Spring Guard			Tube Inserts		
Hose I.D.		Model	Hose I.D.	Model		Hose I.D.	Model	
1/8"		CN02 *	1/8"	CSG02		1/8"	CT102 *	
3/16"		CN03 *	3/16"	CSG03		3/16"	CT103 *	
1/4"		CN04 *	1/4"	CSG04		1/4"	CT104 *	
5/16"		CN05 *	5/16"	CSG05		5/16"	CT105 *	
3/8"		CN06 *	3/8"	CSG06		3/8"	CT106 *	
1/2"		CN08 *	1/2"	CSG08		1/2"	CT108 *	
3/4"		CN12 *				3/4"	CT112 *	
Rigid Male			Swivel Male			Ferrule		
Hose I.D.	Fitting	Model	Hose I.D.	Fitting	Model	Hose I.D.	Material	Model
1/8"	1/8" MPT	CRM0202 *	1/8"	1/8" MPT	CSM0202 *	1/8"	Brass	CPF02 *
3/16"	1/4" MPT	CRM0304 *	3/16"	1/4" MPT	CSM0304 *	3/16"	Plastic	CPF03 *
1/4"	1/4" MPT	CRM0404 *	1/4"	1/4" MPT	CSM0404 *	1/4"	Plastic	CPF04 *
5/16"	1/4" MPT	CRM0504 *	5/16"	1/4" MPT	CSM0504 *	5/16"	Plastic	CPF05 *
3/8"	1/4" MPT	CRM0604 *	3/8"	1/4" MPT	CSM0604 *	3/8"	Plastic	CPF06 *
3/8"	3/8" MPT	CRM0606 *	3/8"	3/8" MPT	CSM0606 *	1/2"	Brass	CPF08 *
1/2"	1/2" MPT	CRM0808 *	1/2"	1/2" MPT	CSM0808 *	3/4"	Brass	CPF12 *
3/4"	3/4" MPT	CRM1212 *	3/4"	3/4" MPT	CSM1212 *			
			1/8"	1/8" BSPT	CSM0202M *			
			3/16"	1/4" BSPT	CSM0304M *			
			1/4"	1/4" BSPT	CSM0404M *			
			5/16"	1/4" BSPT	CSM0504M *			
			3/8"	3/8" BSPT	CSM0606M *			

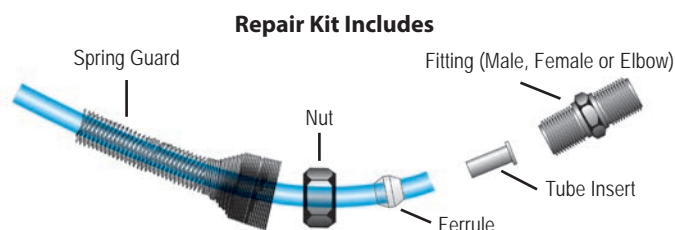
## Nylon Hose Repair Fittings

Repair kits provide everything needed to assemble one end of your nylon hose.

Repair Kits			Reusable Fitting Kits		
Hose I.D.	Fitting Type	Model	Hose I.D.	Fitting Type	Model
1/8"	1/8" MPT Rigid	RK082 *	5/16"	1/4" MPT Swivel	RK098 *
1/8"	1/8" MPT Swivel	RK083 *	3/8"	1/4" MPT Rigid	RK100 *
3/16"	1/4" MPT Rigid	RK085 *	3/8"	1/4" MPT Swivel	RK114 *
3/16"	1/4" MPT Swivel	RK086 *	3/8"	3/8" MPT Rigid	RK110 *
1/4"	1/4" MPT Rigid	RK090 *	3/8"	3/8" MPT Swivel	RK112 *
1/4"	1/4" MPT Swivel	RK092 *	1/2"	1/2" MPT Rigid	RK118 *
5/16"	1/4" MPT Rigid	RK096 *	1/2"	1/2" MPT Swivel	RK119 *

Does not fit onto Stowaway Coils.

For more options and individual components, please visit our website at [www.coilhose.com](http://www.coilhose.com).



Hose I.D.	Fitting Type	Model
1/4"	1/4" MPT Rigid	NRR0404 *
1/4"	1/4" MPT Swivel	NRS0404 *
3/8"	1/4" MPT Rigid	NRR0604 *
3/8"	1/4" MPT Swivel	NRS0604 *
3/8"	3/8" MPT Rigid	NRR0606 *
3/8"	3/8" MPT Swivel	NRS0606 *


### Reusable Fitting Kit Includes



## FLEXCEL® Reinforced Polyurethane Coiled Hose

Flexeel coiled air hose is the original reinforced polyurethane coil. It provides an extremely flexible coil with excellent memory, a small bend radius and a tight coil diameter that reduces storage space. This hose is extremely lightweight and is extruded with an inner-layer, a layer of reinforced braiding and an outside jacket. Flexeel coiled air hose features straight sections measuring 16" at the tool end and 8" at the supply end, eliminating the need for an additional whip hose.

- Temperature range: -40 °F to 165 °F
- High quality brass fittings are completely field repairable
- Swivel fittings feature factory applied thread sealant
- Made in USA



PUE14-10B-T

Reusable Strain Relief Fittings  
PUE ModelsReusable Fittings  
PRE Models

Model	Hose I.D.	Hose O.D.	Working Pressure @ 75 °F	Vacuum Rating Hg @ 75 °F	Coil OD
PUE/PRE14	1/4"	3/8"	200 psi	28	1-3/4"
PUE/PRE516	5/16"	.473"	200 psi	28	2-3/16"
PUE/PRE38	3/8"	9/16"	200 psi	28	2-7/8"

### PART NUMBER STRUCTURE

PUE516-20B-T

### Assemblies with Reusable Strain Relief Fittings

I.D.	O.D.	Length	Model	MPT Fitting Options (Choose One)	Color Code (Choose One)	Coil O.D.	Retracted Length	Weight (approx.)
1/4"	3/8"	10'	PUE14-10 - _	___ = (2) 1/4" Rigid	(T) Transparent Blue	1-3/4"	9"	.41 lb *
1/4"	3/8"	15'	PUE14-15 - _	A = (1) 1/4" Rigid & (1) 1/4" Swivel	(TR) Transparent Red	1-3/4"	14.5"	.59 lb *
1/4"	3/8"	20'	PUE14-20 - _	B = (2) 1/4" Swivel	(TY) Transparent Yellow	1-3/4"	19.5"	.74 lb *
1/4"	3/8"	25'	PUE14-25 - _	6 = (2) 3/8" Rigid		1-3/4"	26.5"	.88 lb *
5/16"	.473"	10'	PUE516-10 - _	4 = (2) 1/4" Rigid	(T) Transparent Blue	2-3/16"	9.5"	.68 lb *
5/16"	.473"	15'	PUE516-15 - _	4A = (1) 1/4" Rigid & (1) 1/4" Swivel	(TR) Transparent Red	2-3/16"	15.5"	.89 lb *
5/16"	.473"	20'	PUE516-20 - _	4B = (2) 1/4" Swivel	(TY) Transparent Yellow	2-3/16"	21"	1.11 lb *
5/16"	.473"	25'	PUE516-25 - _	___ = (2) 3/8" Rigid		2-3/16"	26.5"	1.32 lb *
				A = (1) 3/8" Rigid & (1) 3/8" Swivel				
				B = (2) 3/8" Swivel				
3/8"	9/16"	10'	PUE38-10 - _	4 = (2) 1/4" Rigid	(T) Transparent Blue	2-7/8"	10.5"	1.00 lb *
3/8"	9/16"	15'	PUE38-15 - _	4A = (1) 1/4" Rigid & (1) 1/4" Swivel	(TR) Transparent Red	2-7/8"	16.7"	1.40 lb *
3/8"	9/16"	20'	PUE38-20 - _	4B = (2) 1/4" Swivel	(TY) Transparent Yellow	2-7/8"	23"	1.85 lb *
3/8"	9/16"	25'	PUE38-25 - _	___ = (2) 3/8" Rigid		2-7/8"	29"	2.25 lb *
				A = (1) 3/8" Rigid & (1) 3/8" Swivel				
				B = (2) 3/8" Swivel				

### Assemblies with Reusable Fittings

I.D.	O.D.	Length	Model	MPT Fitting Options (Choose One)	Color Code (Choose One)	Coil O.D.	Retracted Length	Weight (approx.)
1/4"	3/8"	10'	PRE14-10 - _	___ = (2) 1/4" Rigid	(T) Transparent Blue	1-3/4"	9"	.41 lb *
1/4"	3/8"	15'	PRE14-15 - _	A = (1) 1/4" Rigid & (1) 1/4" Swivel	(TR) Transparent Red	1-3/4"	14.5"	.59 lb *
1/4"	3/8"	20'	PRE14-20 - _	B = (2) 1/4" Swivel	(TY) Transparent Yellow	1-3/4"	19.5"	.74 lb *
1/4"	3/8"	25'	PUE14-25 - _			1-3/4"	26.5"	.88 lb *
5/16"	.473"	10'	PRE516-10 - _	4 = (2) 1/4" Rigid	(T) Transparent Blue	2-3/16"	9.5"	.68 lb *
5/16"	.473"	15'	PRE516-15 - _	4A = (1) 1/4" Rigid & (1) 1/4" Swivel	(TR) Transparent Red	2-3/16"	15.5"	.89 lb *
5/16"	.473"	20'	PRE516-20 - _	4B = (2) 1/4" Swivel	(TY) Transparent Yellow	2-3/16"	21"	1.11 lb *
5/16"	.473"	25'	PRE516-25 - _	___ = (2) 3/8" Rigid		2-3/16"	26.5"	1.32 lb *
				A = (1) 3/8" Rigid & (1) 3/8" Swivel				
				B = (2) 3/8" Swivel				
3/8"	9/16"	10'	PRE38-10 - _	4 = (2) 1/4" Rigid	(T) Transparent Blue	2-7/8"	10.5"	1.00 lb *
3/8"	9/16"	15'	PRE38-15 - _	4A = (1) 1/4" Rigid & (1) 1/4" Swivel	(TR) Transparent Red	2-7/8"	16.7"	1.40 lb *
3/8"	9/16"	20'	PRE38-20 - _	4B = (2) 1/4" Swivel	(TY) Transparent Yellow	2-7/8"	23"	1.85 lb *
3/8"	9/16"	25'	PRE38-25 - _	___ = (2) 3/8" Rigid		2-7/8"	29"	2.25 lb *
				A = (1) 3/8" Rigid & (1) 3/8" Swivel				
				B = (2) 3/8" Swivel				

Not every combination is available – Contact Coilhose or visit [www.coilhose.com](http://www.coilhose.com) for a full product offering.

Note: For high-vibration and impact tool applications, it is recommended that rigid fittings be used at the working end. This ensures a durable, long lasting connection.



PU14-25B-B

## FLEXCOIL® Polyurethane Air Hose

Flexcoil is a lightweight, kink-resistant, permanently coiled hose for industrial and automotive environments. These hoses offer reusable fittings that are machined from quality brass.

Flexcoil hoses feature straight sections measuring 16" at the tool end and 8" at the supply end, eliminating the need for an additional whip hose. Working length is approximately 90% of overall length or less for larger sizes.



Reusable Strain Relief Fittings  
PU Models



Equipped with a reusable strain relief, these fittings maintain full flow even with a 180° bend.

- Constructed of high quality polyurethane resin, lightweight and resists kinking
- Temperature range: -40 °F to 125 °F
- High quality brass fittings provide strong and durable connection
- Swivel fittings feature factory applied thread sealant
- Fittings are completely field repairable
- Made in USA

Model	Hose I.D.	Hose O.D.	Working Pressure @ 75 °F	Vacuum Rating Hg @ 75 °F	Coil OD
PR532	.160"	1/4"	125 psi	28	1-1/2"
PU/PR316	3/16"	5/16"	145 psi	28	1-7/8"
PU/PR14	1/4"	3/8"	125 psi	28	2-1/2"
PU/PR516	5/16"	.473"	120 psi	28	2-15/16"
PU/PR38	3/8"	9/16"	115 psi	28	4-1/8"
PR12	.467"	3/4"	115 psi	28	5"

## PART NUMBER STRUCTURE

PU516-10B-B

### Assemblies with Reusable Strain Relief Fittings

I.D.	O.D.	Length	Model	MPT Fitting Options (Choose One)	Color Code (Choose One)	Coil O.D.	Retracted Length	Weight (approx.)
3/16"	5/16"	5'	PU316-5___ - ___	___ = (2) 1/4" Rigid	B = Dark Blue	1-7/8"	2"	.23 lb *
3/16"	5/16"	10'	PU316-10___ - ___	A = (1) 1/4" Rigid & (1) 1/4" Swivel	G = Neon Green	1-7/8"	6"	.34 lb *
3/16"	5/16"	15'	PU316-15___ - ___	B = (2) 1/4" Swivel	R = Red	1-7/8"	10-1/4"	.46 lb *
3/16"	5/16"	20'	PU316-20___ - ___		T = Transparent Blue	1-7/8"	14-1/2"	.56 lb *
3/16"	5/16"	25'	PU316-25___ - ___		Y = Yellow	1-7/8"	18-1/2"	.68 lb *
1/4"	3/8"	5'	PU14-5___ - ___	___ = (2) 1/4" Rigid	B = Dark Blue	2-1/2"	2-1/2"	.23 lb *
1/4"	3/8"	10'	PU14-10___ - ___	A = (1) 1/4" Rigid & (1) 1/4" Swivel	G = Neon Green	2-1/2"	6"	.41 lb *
1/4"	3/8"	15'	PU14-15___ - ___	B = (2) 1/4" Swivel	R = Red	2-1/2"	9-1/2"	.59 lb *
1/4"	3/8"	20'	PU14-20___ - ___	6 = (2) 3/8" Rigid	T = Transparent Blue	2-1/2"	13"	.74 lb *
1/4"	3/8"	25'	PU14-25___ - ___		Y = Yellow	2-1/2"	16"	.88 lb *
1/4"	3/8"	30'	PU14-30___ - ___			2-1/2"	19"	1.05 lb *
1/4"	3/8"	50'	PU14-50___ - ___			2-1/2"	32-1/2"	1.50 lb *
5/16"	15/32"	10'	PU516-10___ - ___	4 = (2) 1/4" Rigid	B = Dark Blue	2-15/16"	7-1/2"	.68 lb *
5/16"	15/32"	15'	PU516-15___ - ___	4A = (1) 1/4" Rigid & (1) 1/4" Swivel	G = Neon Green	2-15/16"	11-1/2"	.89 lb *
5/16"	15/32"	20'	PU516-20___ - ___	4B = (2) 1/4" Swivel	R = Red	2-15/16"	15"	1.11 lb *
5/16"	15/32"	25'	PU516-25___ - ___	___ = (2) 3/8" Rigid	T = Transparent Blue	2-15/16"	19"	1.32 lb *
5/16"	15/32"	30'	PU516-30___ - ___	A = (1) 3/8" Rigid & (1) 3/8" Swivel	Y = Yellow	2-15/16"	23"	1.52 lb *
				B = (2) 3/8" Swivel				
3/8"	9/16"	10'	PU38-10___ - ___	4 = (2) 1/4" Rigid	B = Dark Blue	4-1/8"	5-1/2"	1.00 lb *
3/8"	9/16"	15'	PU38-15___ - ___	4A = (1) 1/4" Rigid & (1) 1/4" Swivel	G = Neon Green	4-1/8"	8-1/2"	1.40 lb *
3/8"	9/16"	20'	PU38-20___ - ___	4B = (2) 1/4" Swivel	R = Red	4-1/8"	11"	1.85 lb *
3/8"	9/16"	25'	PU38-25___ - ___	___ = (2) 3/8" Rigid	T = Transparent Blue	4-1/8"	14"	2.25 lb *
3/8"	9/16"	30'	PU38-30___ - ___	A = (1) 3/8" Rigid & (1) 3/8" Swivel	Y = Yellow	4-1/8"	17"	2.63 lb *
3/8"	9/16"	50'	PU38-50___ - ___	B = (2) 3/8" Swivel		4-1/8"	27-1/2"	3.23 lb *


Reusable Swivel Fitting  
PR Models

Reusable Rigid Fitting  
PR Models

## PART NUMBER STRUCTURE

# PR14-10-B

## Assemblies with Reusable Fittings

I.D.	O.D.	Length	Model	MPT Fitting Options (Choose One)	Color Code (Choose One)	Coil O.D.	Retracted Length	Weight (approx.)	
5/32"	1/4"	10'	PR532-10 - _	B = (2) 1/4" Swivel	B = Dark Blue	1-1/2"	7"	.29 lb	*
5/32"	1/4"	15'	PR532-15 - _		G = Neon Green	1-1/2"	9-1/2"	.37 lb	*
5/32"	1/4"	20'	PR532-20 - _		R = Red	1-1/2"	12-1/2"	.46 lb	*
5/32"	1/4"	25'	PR532-25 - _		T = Transparent Blue	1-1/2"	15-1/2"	.54 lb	*
5/32"	1/4"	30'	PR532-30 - _		Y = Yellow	1-1/2"	19"	.62 lb	*
3/16"	5/16"	5'	PR316-5 - _	B = (2) 1/4" Swivel	B = Dark Blue	1-7/8"	2"	.23 lb	*
3/16"	5/16"	10'	PR316-10 - _		G = Neon Green	1-7/8"	6"	.34 lb	*
3/16"	5/16"	15'	PR316-15 - _		R = Red	1-7/8"	10-1/4"	.46 lb	*
3/16"	5/16"	20'	PR316-20 - _		T = Transparent Blue	1-7/8"	14-1/2"	.56 lb	*
3/16"	5/16"	25'	PR316-25 - _		Y = Yellow	1-7/8"	18-1/2"	.68 lb	*
1/4"	3/8"	5'	PR14-5 - _	___ = (2) 1/4" Rigid A = (1) 1/4" Rigid & (1) 1/4" Swivel B = (2) 1/4" Swivel 6 = (2) 3/8" Rigid	B = Dark Blue	2-1/2"	2-1/2"	.26 lb	*
1/4"	3/8"	10'	PR14-10 - _		G = Neon Green	2-1/2"	6"	.41 lb	*
1/4"	3/8"	15'	PR14-15 - _		R = Red	2-1/2"	9-1/2"	.59 lb	*
1/4"	3/8"	20'	PR14-20 - _		T = Transparent Blue	2-1/2"	13"	.74 lb	*
1/4"	3/8"	25'	PR14-25 - _		Y = Yellow	2-1/2"	16"	.88 lb	*
1/4"	3/8"	30'	PR14-30 - _			2-1/2"	19"	1.05 lb	*
1/4"	3/8"	50'	PR14-25 - _			2-1/2"	32-1/2"	1.50 lb	*
5/16"	15/32"	10'	PR516-10 - _	4B = (2) 1/4" Swivel B = (2) 3/8" Swivel	B = Dark Blue	2-15/16"	7-1/2"	.68 lb	*
5/16"	15/32"	15'	PR516-15 - _		G = Neon Green	2-15/16"	11-1/2"	.89 lb	*
5/16"	15/32"	20'	PR516-20 - _		R = Red	2-15/16"	15"	1.11 lb	*
5/16"	15/32"	25'	PR516-25 - _		T = Transparent Blue	2-15/16"	19"	1.32 lb	*
5/16"	15/32"	30'	PR516-30 - _		Y = Yellow	2-15/16"	23"	1.52 lb	*
3/8"	9/16"	10'	PR38-10 - _	4 = (2) 1/4" Rigid 4A = (1) 1/4" Rigid & (1) 1/4" Swivel 4B = (2) 1/4" Swivel ___ = (2) 3/8" Rigid A = (1) 3/8" Rigid & (1) 3/8" Swivel B = (2) 3/8" Swivel	B = Dark Blue	4-1/8"	5-1/2"	1.00 lb	*
3/8"	9/16"	15'	PR38-15 - _		G = Neon Green	4-1/8"	8-1/2"	1.40 lb	*
3/8"	9/16"	20'	PR38-20 - _		R = Red	4-1/8"	11"	1.85 lb	*
3/8"	9/16"	25'	PR38-25 - _		T = Transparent Blue	4-1/8"	14"	2.25 lb	*
3/8"	9/16"	30'	PR38-30 - _		Y = Yellow	4-1/8"	17"	2.63 lb	*
3/8"	9/16"	50'	PR38-50 - _			4-1/8"	27-1/2"	3.23 lb	*
1/2"	3/4"	10'	PR12-10 - _	B = (2) 1/2" Swivel	B = Dark Blue	5"	7"	2.14 lb	*
1/2"	3/4"	15'	PR12-15 - _		G = Neon Green	5"	11-3/4"	2.95 lb	*
1/2"	3/4"	20'	PR12-20 - _		R = Red	5"	16-1/2"	3.77 lb	*
1/2"	3/4"	25'	PR12-25 - _		T = Transparent Blue	5"	23"	4.60 lb	*
1/2"	3/4"	30'	PR12-30 - _		Y = Yellow	5"	28"	5.35 lb	*
1/2"	3/4"	50'	PR12-50 - _			5"	40"	7.75 lb	*

Not every combination is available – Contact Coilhose or visit [www.coilhose.com](http://www.coilhose.com) for a full product offering.

NOTE: For impact tool applications, we strongly recommend the use of a rigid fitting at the working end (tool) to ensure a safer and more durable connection.



PR14-15CB15-B


## FLEXCOIL® with Quick Disconnects

We have combined our Flexcoil polyurethane self-storing air hose with the popular industrial interchange quick disconnect to form an industry exclusive hose assembly! Our exclusive design quick disconnects are available with ends that attach directly to Flexcoil, minimizing possible connection leak points in addition to making the assembly lightweight and easier to use. Now, perfectly matched to make a single product, their individual features are further enhanced to make a "ready-to-use" hose assembly. Available in blue.

- Temperature range: -40 °F to 125 °F
- Made in USA



Industrial Interchange Coupler x 1/4" MPT



Industrial Interchange Coupler &amp; Connector



1501PR



15X4PR

I.D.	O.D.	Length	Fitting	Model
1/4"	3/8"	15'	1/4" Industrial Coupler & 1/4" MPT Swivel	PR14-15CB15-B *
1/4"	3/8"	15'	1/4" Industrial Coupler & Connector	PR14-15CC15-B *
1/4"	3/8"	25'	1/4" Industrial Coupler & 1/4" MPT Swivel	PR14-25CB15-B *
1/4"	3/8"	25'	1/4" Industrial Coupler & Connector	PR14-25CC15-B *

### Replacement Parts

Fitting	Model
1/4" Industrial Connector, 1/4" ID PUR	1501PR *
1/4" 6 Ball Industrial Coupler, 1/4" ID PUR	15X4PR *

### Reusable Strain Relief



PSM0404SR

### Reusable Fitting



PSM0808

## FLEXCOIL® and FLEXCEL® Replacement Fittings

Strain relief fittings are reusable and prevent kinking at the connection. The brass fittings are machined from quality brass. The hose fits inside of the strain relief completely and offers an exceptional bend radius without the loss of flow. The strain reliefs have a brass threaded insert that is integrated with the fitting and is inserted during the molding process. This means that the insert is permanently installed and completely built into the assembly. These fittings are available in rigid and swivel configurations.

Reusable fittings (no strain relief) are machined from brass stock and provide the ability to easily install and uninstall as needed. These fittings are also available in rigid and swivel configurations.

- Machined from quality brass
- Available in rigid and swivel configurations
- Made in USA

Tube I.D.	Tube O.D.	Fitting	Reusable Strain Relief Model	Reusable (no Strain Relief) Model
.160"	1/4"	1/4" Swivel Male	n/a	PSM53204 *
3/16"	5/16"	1/4" Swivel Male	n/a	PSM0304 *
1/4"	3/8"	1/4" Swivel Male	PSM0404SR	PSM0404 *
1/4"	3/8"	1/4" Rigid Male	PRM0404SR	PRM0404 *
1/4"	3/8"	3/8" Swivel Male	PSM0406SR	PSM0406 *
1/4"	3/8"	3/8" Rigid Male	PRM0406SR	PRM0406 *
5/16"	15/32"	1/4" Swivel Male	PSM0504SR	PSM0504 *
5/16"	15/32"	1/4" Rigid Male	PRM0504SR	PRM0504 *
5/16"	15/32"	3/8" Swivel Male	PSM0506SR	PSM0506 *
5/16"	15/32"	3/8" Rigid Male	PRM0506SR	PRM0506 *

Tube I.D.	Tube O.D.	Fitting	Reusable Strain Relief Model	Reusable (no Strain Relief) Model
3/8"	9/16"	1/4" Swivel Male	PSM0604SR	PSM0604 *
3/8"	9/16"	1/4" Rigid Male	PRM0604SR	PRM0604 *
3/8"	9/16"	3/8" Swivel Male	PSM0606SR	PSM0606 *
3/8"	9/16"	3/8" Rigid Male	PRM0606SR	PRM0606 *
.467"	3/4"	1/2" Swivel Male	n/a	PSM0808 *
.467"	3/4"	1/2" Rigid Female	n/a	PRF0808 *

Tube I.D.	Tube O.D.	Fitting	Barb Model	Sleeve Model
3/16"	5/16"	1/4" Swivel Male	PUB0304S	PUMSC316K *

# FLEXCOIL® COBLO™

## Our most popular FLEXCOIL Polyurethane Air Hose is available with a Built-In Blow Gun!

The most durable, lightweight, kink-resistant coiled air hose has been extruded in orange and equipped with an industrial connector (1502) and our NEW CoBlo™ Coupler Blow Gun (15CBG4F).

- High quality industrial CoBlo - six ball coupler with a built-in blow gun, always on the hose and ready to use
- Great for cleaning off tools and work area or use to empty compressor tank
- Easy push button trigger
- Works with tool connected or disconnected
- Hi-viz orange color
- OSHA compliant - recessed outlet cannot be dead-ended
- Patent pending on CoBlo




PU14-25CBG15-Q

FLEXCOIL® COBLO™


I.D.	O.D.	Length	Coupler Interchange	Color	Coil O.D.	Retracted Length	Model
1/4"	3/8"	10'	1/4" Industrial CoBlo & Connector	Orange	2-1/2"	6"	PU14-10CBG15-Q *
1/4"	3/8"	15'	1/4" Industrial CoBlo & Connector	Orange	2-1/2"	9-1/2"	PU14-15CBG15-Q *
1/4"	3/8"	25'	1/4" Industrial CoBlo & Connector	Orange	2-1/2"	16"	PU14-25CBG15-Q *





(Left) Coilhose Pneumatics has multiple hose extrusion lines in East Brunswick, New Jersey, where we make our coiled hose.

(Below) Nylon hose being coiled in our factory in New Jersey.



(Right) Flexcoil hose hanging and cooling after being baked into coils.





# STRAIGHT HOSE



## FLEXEEL® Reinforced Polyurethane Air Hose

FLEXEEL offers an excellent alternative to much bulkier rubber and plastic hoses. Extremely lightweight and tough, it is ideal for either outdoor contractor use or indoor industrial use. FLEXEEL retains its flexibility even in cold environments. The reinforced construction eliminates the possibility of having the various layers separate due to constant expansion and contraction during pulsating operations, such as with staple or nail guns. FLEXEEL is available with reusable strain relief or quick disconnect fittings. FLEXEEL is also compatible with our polyurethane reusable fittings (see page 19) for in-the-field replacements.


Color Code	Series	Hose I.D.	Hose O.D.	Temperature Range	Working Pressure @ 70 °F
T = Transparent Blue	PFE4	1/4"	3/8"	-40 °F to 165 °F	200 psi
TR = Transparent Red	PFE5	5/16"	.473"	-40 °F to 165 °F	200 psi
TY = Transparent Yellow	PFE6	3/8"	9/16"	-40 °F to 165 °F	200 psi
	PFE8	1/2" (.440")	.700"	-40 °F to 165 °F	200 psi

Note: 1/2" Flexeel is only available in Transparent Blue.

- Made in USA
- Temperature range: -40 °F to 165 °F



Reusable Strain Relief Fittings



Reusable Fittings



Quick Disconnect Fittings



Reusable Strain Relief & Quick Disconnect Fittings



Flexeel strain relief fittings maintain the hose's diameter, providing full flow at even a 180° bend.

### Flexeel with Reusable Strain Relief Fitting

I.D.	Length	Fitting	Model
1/4"	25'	1/4" MPT	PFE40254(Color) *
1/4"	25'	3/8" MPT	PFE40256(Color) *
1/4"	50'	1/4" MPT	PFE40504(Color) *
1/4"	50'	3/8" MPT	PFE40506(Color) *
1/4"	100'	1/4" MPT	PFE41004(Color) *
1/4"	100'	3/8" MPT	PFE41006(Color) *
5/16"	25'	1/4" MPT	PFE50254(Color) *
5/16"	50'	1/4" MPT	PFE50504(Color) *
5/16"	100'	1/4" MPT	PFE51004(Color) *
3/8"	25'	1/4" MPT	PFE60254(Color) *
3/8"	25'	3/8" MPT	PFE60256(Color) *
3/8"	50'	1/4" MPT	PFE60504(Color) *
3/8"	50'	3/8" MPT	PFE60506(Color) *
3/8"	100'	1/4" MPT	PFE61004(Color) *
3/8"	100'	3/8" MPT	PFE61006(Color) *

### Flexeel with Reusable Fitting

I.D.	Length	Fitting	Model
1/4"	25'	1/4" MPT	PFE40254(Color)Z *
1/4"	25'	3/8" MPT	PFE40256(Color)Z *
1/4"	50'	1/4" MPT	PFE40504(Color)Z *
1/4"	50'	3/8" MPT	PFE40506(Color)Z *
1/4"	100'	1/4" MPT	PFE41004(Color)Z *
1/4"	100'	3/8" MPT	PFE41006(Color)Z *
5/16"	25'	1/4" MPT	PFE50254(Color)Z *
5/16"	50'	1/4" MPT	PFE50504(Color)Z *
5/16"	100'	1/4" MPT	PFE51004(Color)Z *
3/8"	25'	1/4" MPT	PFE60254(Color)Z *
3/8"	25'	3/8" MPT	PFE60256(Color)Z *
3/8"	50'	1/4" MPT	PFE60504(Color)Z *
3/8"	50'	3/8" MPT	PFE60506(Color)Z *
3/8"	100'	1/4" MPT	PFE61004(Color)Z *
3/8"	100'	3/8" MPT	PFE61006(Color)Z *
1/2"	25'	1/2" MPT	PFE80258T *
1/2"	50'	1/2" MPT	PFE80508T *
1/2"	100'	1/2" MPT	PFE81008T *

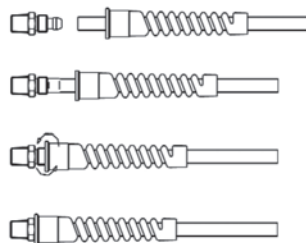
### Flexeel with Quick Disconnect Fittings

I.D.	Length	Fitting	Model
1/4"	25'	1/4" Industrial	PFE4025(Color)15X *
1/4"	50'	1/4" Industrial	PFE4050(Color)15X *
1/4"	100'	1/4" Industrial	PFE4100(Color)15X *
1/4"	25'	1/4" Automotive	PFE4025(Color)16X *
1/4"	50'	1/4" Automotive	PFE4050(Color)16X *
1/4"	100'	1/4" Automotive	PFE4100(Color)16X *
5/16"	25'	1/4" Industrial	PFE5025(Color)15X *
5/16"	50'	1/4" Industrial	PFE5050(Color)15X *
5/16"	100'	1/4" Industrial	PFE5100(Color)15X *
5/16"	25'	1/4" Automotive	PFE5025(Color)16X *
5/16"	50'	1/4" Automotive	PFE5050(Color)16X *
5/16"	100'	1/4" Automotive	PFE5100(Color)16X *
3/8"	25'	1/4" Industrial	PFE6025(Color)15X *
3/8"	50'	1/4" Industrial	PFE6050(Color)15X *
3/8"	100'	1/4" Industrial	PFE6100(Color)15X *
3/8"	25'	1/4" Automotive	PFE6025(Color)16X *
3/8"	50'	1/4" Automotive	PFE6050(Color)16X *
3/8"	100'	1/4" Automotive	PFE6100(Color)16X *
3/8"	25'	3/8" Industrial	PFE6025(Color)58C *
3/8"	50'	3/8" Industrial	PFE6050(Color)58C *
3/8"	100'	3/8" Industrial	PFE6100(Color)58C *
3/8"	25'	3/8" Automotive	PFE6025(Color)59C *
3/8"	50'	3/8" Automotive	PFE6050(Color)59C *
3/8"	100'	3/8" Automotive	PFE6100(Color)59C *

### Flexeel with Reusable Strain Relief and Quick Disconnect Fittings

I.D.	Length	Fitting	Model
1/4"	25'	1/4" Industrial	PFE4025(Color)S15X *
1/4"	50'	1/4" Industrial	PFE4050(Color)S15X *
1/4"	100'	1/4" Industrial	PFE4100(Color)S15X *
1/4"	25'	1/4" Automotive	PFE4025(Color)S16X *
1/4"	50'	1/4" Automotive	PFE4050(Color)S16X *
1/4"	100'	1/4" Automotive	PFE4100(Color)S16X *
5/16"	25'	1/4" Industrial	PFE5025(Color)S15X *
5/16"	50'	1/4" Industrial	PFE5050(Color)S15X *
5/16"	100'	1/4" Industrial	PFE5100(Color)S15X *
5/16"	25'	1/4" Automotive	PFE5025(Color)S16X *
5/16"	50'	1/4" Automotive	PFE5050(Color)S16X *
5/16"	100'	1/4" Automotive	PFE5100(Color)S16X *
3/8"	25'	1/4" Industrial	PFE6025(Color)S15X *
3/8"	50'	1/4" Industrial	PFE6050(Color)S15X *
3/8"	100'	1/4" Industrial	PFE6100(Color)S15X *
3/8"	25'	1/4" Automotive	PFE6025(Color)S16X *
3/8"	50'	1/4" Automotive	PFE6050(Color)S16X *
3/8"	100'	1/4" Automotive	PFE6100(Color)S16X *
3/8"	25'	3/8" Industrial	PFE6025(Color)S58C *
3/8"	50'	3/8" Industrial	PFE6050(Color)S58C *
3/8"	100'	3/8" Industrial	PFE6100(Color)S58C *
3/8"	25'	3/8" Automotive	PFE6025(Color)S59C *
3/8"	50'	3/8" Automotive	PFE6050(Color)S59C *
3/8"	100'	3/8" Automotive	PFE6100(Color)S59C *

#### Reusable Strain Relief Instructions



1. Make a square cut on the hose end. Slide strain relief onto the hose.
2. Apply lubricant to fitting barbs. Place fitting against a stationary surface and push hose over barb until the hose reaches the threads.
3. Slide strain relief down to fitting.
4. Hold strain relief secure with one wrench, and using the other wrench, turn fitting hex clockwise.

Not every combination is available – Contact Coilhose or visit [www.coilhose.com](http://www.coilhose.com) for a full product offering.

## FLEXCEL® Bulk and without Fittings

Made in USA • Assemble with fittings from bottom of page.

I.D.	Length	Model	Color
1/4"	25'	PFE4025(Color)	T, TR, TY
1/4"	50'	PFE4050(Color)	T, TR, TY
1/4"	100'	PFE4100(Color)	T, TR, TY
1/4"	500'	PFE4500(Color)	T, TR, TY
1/4"	2000'	PFE42000(Color)	T, TR, TY
5/16"	25'	PFE5025(Color)	T, TR, TY
5/16"	50'	PFE5050(Color)	T, TR, TY
5/16"	100'	PFE5100(Color)	T, TR, TY
5/16"	250'	PFE5250(Color)	T, TR, TY
5/16"	1500'	PFE51500(Color)	T, TR, TY

I.D.	Length	Model	Color
3/8"	25'	PFE6025(Color)	T, TR, TY
3/8"	50'	PFE6050(Color)	T, TR, TY
3/8"	100'	PFE6100(Color)	T, TR, TY
3/8"	200'	PFE6200(Color)	T, TR, TY
3/8"	1000'	PFE61000(Color)	T, TR, TY
1/2"	25'	PFE8025T	
1/2"	50'	PFE8050T	
1/2"	100'	PFE8100T	
1/2"	200'	PFE8200T	
1/2"	500'	PFE8500T	



PFE4500T

### Color Code

T = Transparent Blue  
TR = Transparent Red  
TY = Transparent Yellow

Note: 1/2" Flexcel is only available in Transparent Blue.



## FLEXCEL® Replacement Fittings

Flexcel polyurethane hoses benefit from completely reusable fittings with simple installation. See instructions on page 18.

### Reusable Fittings

Hose I.D.	Hose O.D.	Thread NPT	Model
1/4"	3/8"	1/4" Rigid	PRM0404 *
1/4"	3/8"	3/8" Rigid	PRM0406 *
5/16"	15/32"	1/4" Rigid	PRM0504 *
5/16"	15/32"	3/8" Rigid	PRM0506 *
3/8"	9/16"	1/4" Rigid	PRM0604 *
3/8"	9/16"	3/8" Rigid	PRM0606 *
1/2"	.700"	1/2" Rigid	PRM0808 *

### Reusable Strain Relief Fittings

Hose I.D.	Hose O.D.	Thread NPT	Model
1/4"	3/8"	1/4" Rigid	PRM0404SR *
1/4"	3/8"	3/8" Rigid	PRM0406SR *
5/16"	15/32"	1/4" Rigid	PRM0504SR *
5/16"	15/32"	3/8" Rigid	PRM0506SR *
3/8"	9/16"	1/4" Rigid	PRM0604SR *
3/8"	9/16"	3/8" Rigid	PRM0606SR *

### Splicer Fittings

Hose I.D.	Hose O.D.	Model
1/4"	3/8"	PHS0406 *
5/16"	.473"	PHS0507 *
3/8"	9/16"	PHS0609 *



PRM0404



PRM0404SR



PHS0406

Additional fittings are available on our website at [www.coilhose.com](http://www.coilhose.com).

Note: It is recommended that swivel fittings are not installed onto straight hoses.



**WARNING!** This product can expose you to chemicals including lead, which is known to the State of California to cause cancer and birth defects or other reproductive harm. For more information go to [www.P65Warnings.ca.gov](http://www.P65Warnings.ca.gov). **Wash hands after handling.**



## Compressor Accessory Kit

We have incorporated our top-selling **FLEXEEL** hose and many of our other high quality products into a premium compressor accessory kit. This package includes everything needed to transfer and control air from the compressor to the air tool: a 5/16" 50' length of **FLEXEEL**, a 29 Series filter / regulator combo with gauge and coupler and connector, a ball swivel fitting, an industrial coupler and teflon tape. This kit is an economical choice and ideal for contractors to use at job site locations where many air line accessories are unavailable and down time is costly.

Hose I.D.	Model
Standard FLEXEEL Compressor Accessory Package	CAP-SF *



(Left) Installing fittings to Flexeel in our factory in New Jersey.



(Above) Winding and measuring Flexeel for packaging.

(Right) Packaging Flexeel.



**FLEXEEL® COBLO™****Our best selling Flexeel Air Hose now comes with a Built-In Blow Gun!**


The most flexible, lightweight and durable reinforced air hose available has been equipped with a steel plated industrial connector (1502) and our NEW CoBlo™ Coupler Blow Gun (15CBG4F).

- High quality industrial CoBlo - six ball coupler with a built-in blow gun, always on the hose and ready to use
- Great for cleaning off tools and work area or use to empty compressor tank
- Easy push button trigger
- Works with tool connected or disconnected
- Maximum working pressure: Flexeel 200 psi; CoBlo 120 psi
- Hi-viz orange color
- OSHA compliant - recessed outlet cannot be dead-ended
- Patent pending on CoBlo

I.D.	Length	Coupler Interchange	Color	Model	
1/4"	50'	1/4" Industrial/CoBlo	Hi-viz Orange	PFE4050TQ15CB	*
1/4"	100'	1/4" Industrial/CoBlo	Hi-viz Orange	PFE4100TQ15CB	*
5/16"	50'	1/4" Industrial/CoBlo	Hi-viz Orange	PFE5050TQ15CB	*
5/16"	100'	1/4" Industrial/CoBlo	Hi-viz Orange	PFE5100TQ15CB	*
3/8"	50'	1/4" Industrial/CoBlo	Hi-viz Orange	PFE6050TQ15CB	*
3/8"	100'	1/4" Industrial/CoBlo	Hi-viz Orange	PFE6100TQ15CB	*



PFE6050TQ15CB

**FLEXEEL COBLO™**



PFX5050GS15XS

## FLEXEEL<sup>max</sup>™ Reinforced Polyurethane Hose

Flexeel Max expands upon the performance of Flexeel reinforced polyurethane hose with additional features. Flexeel Max offers:

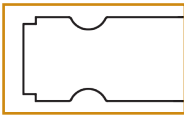
- Higher working pressure of 300 psi
- Temperature range: -40 °F to 165 °F
- Ball swivel and the popular six ball coupler on a reusable strain relief
- Safety relief plug on a reusable strain relief
- Eel-Strap™, making storage easier
- Hi-viz Eel Green color
- Made in USA



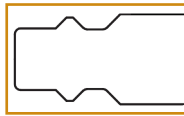
Automotive Interchange




Industrial Interchange



Full Coupler and Connector Size Chart, see page 35.



I.D.	Length	Coupler Interchange	Model	
1/4"	50'	1/4" Industrial	PFX4050GS15XS	*
1/4"	50'	1/4" Automotive	PFX4050GS16XS	*
1/4"	100'	1/4" Industrial	PFX4100GS15XS	*
1/4"	100'	1/4" Automotive	PFX4100GS16XS	*
5/16"	50'	1/4" Industrial	PFX5050GS15XS	*
5/16"	50'	1/4" Automotive	PFX5050GS16XS	*
5/16"	100'	1/4" Industrial	PFX5100GS15XS	*
5/16"	100'	1/4" Automotive	PFX5100GS16XS	*
3/8"	50'	1/4" Industrial	PFX6050GS15XS	*
3/8"	50'	1/4" Automotive	PFX6050GS16XS	*
3/8"	100'	1/4" Industrial	PFX6100GS15XS	*
3/8"	100'	1/4" Automotive	PFX6100GS16XS	*



**FLEXEEL<sup>max</sup>**™ comes in a HI-VIZ **Eel Green**™ color making it easier to see, even in low-light conditions.



**FLEXEEL<sup>max</sup>**™ comes with a higher pressure rating of **300 psi**. This higher pressure rating means even more strength and durability!

**FLEXEEL<sup>max</sup>**™ includes the **Eel Strap**™ already assembled on the hose, making it easier to coil, store and carry after use.



**FLEXEEL<sup>max</sup>**™ comes assembled complete with a **field-repairable reusable fitting** and a **1/4" Ball Swivel Coupler**™, either in industrial or automotive interchange. This ball swivel increases maneuverability at the tool and improves ergonomics.



**FLEXEEL<sup>max</sup>**™ comes assembled complete with a **field-repairable reusable fitting** and our new **Air Safety Plug**™, a connector which prevents dangerous "hose whip" by quickly bleeding off pressure from the hose in a controlled fashion, rather than in a dangerous sudden burst!

## Yellow Belly™ Hybrid PVC Air Hose

Coilhose Pneumatics Yellow Belly air hose is constructed of a lightweight, durable hybrid PVC material and offers an excellent alternative to the traditional rubber air hose. Yellow Belly remains flexible even in cold temperatures, lies flat to prevent tripping hazards and rolls out and stores well.

- 300 psi working pressure
- Temperature range: -40 °F to 140 °F
- No memory, hose remains flat
- Rolls out easily and stores well
- Flexible down to -40 °F
- Resists kinking under pressure

Hose I.D.	Length	Fittings	Model	
1/4"	25'	1/4" MPT Rigid	YB40254Y	*
1/4"	25'	1/4" MPT Rigid Industrial Couplings	YB40254Y15X	*
1/4"	50'	1/4" MPT Rigid	YB40504Y	*
1/4"	50'	1/4" MPT Rigid Industrial Couplings	YB4050Y15X	*
1/4"	100'	1/4" MPT Rigid	YB41004Y	*
1/4"	100'	1/4" MPT Rigid Industrial Couplings	YB4100Y15X	*
1/4"	250'	None	YB4250Y	*
3/8"	25'	1/4" MPT Rigid	YB60254Y	*
3/8"	25'	1/4" MPT Rigid Industrial Couplings	YB6025Y15X	*
3/8"	50'	1/4" MPT Rigid	YB60504Y	*
3/8"	50'	1/4" MPT Rigid Industrial Couplings	YB6050Y15X	*
3/8"	100'	1/4" MPT Rigid	YB61004Y	*
3/8"	100'	1/4" MPT Rigid Industrial Couplings	YB6100Y15X	*
3/8"	250'	None	YB6250Y	*
3/8"	50'	1/4" MPT Rigid (Hose Reel)	YBREEL60504Y	*
3/8"	50'	Compressor Accessory Kit	YB60504-KIT01	*

### Yellow Belly Field Repairable Fittings

Hose I.D.	Description	Model	
1/4"	Rigid 1/4" ID x 1/4" MPT	YBRM0404-DL	*
3/8"	Rigid 3/8" ID x 1/4" MPT	YBRM0604-DL	*
1/4"	1/4" ID Splicer	YBHS04-DL	*
3/8"	3/8" ID Splicer	YBHS06-DL	*

### Yellow Belly Strain Relief Kits

Hose I.D.	Description	Model	
1/4"	Strain Relief 1/4" ID	YBKIT04	*
3/8"	Strain Relief 3/8" ID	YBKIT064	*

## Yellow Belly™ Hybrid PVC Air Hose

The same great Yellow Belly hose on a bulk reel for assembly by the end-user.

Hose I.D.	Description	Model
1/4"	250' Bulk Reel	YB4250Y
3/8"	250' Bulk Reel	YB6250Y

**Yellow Belly®**  
HYBRID PVC AIR HOSE



YB60504Y



YBREEL60504Y

YB60504-KIT01



YBRM0404

YBHS04



YBSR14





L14R025N

## Lock-On Rubber Hose

Lock-on rubber hose withstands pressures up to 300 psi and temperatures up to 212 °F. Lock-on fittings, when used with lock-on hose, eliminates the need for ferrules or clamps, which facilitates quick, permanent in-the-field installations and repairs. Hose consists of black nitrile tube with multiple textile spirals and a gray neoprene cover. Use with the lock-on hose fittings below and couplers and connectors with lock-on barb (page 36-37).

- Temperature range: -40 °F to 212 °F
- 300 psi working pressure
- Made in USA

When pressurized, lock-on hose contracts to grip the fitting and slightly elongates, providing a positive grip of lock-on hose to the fitting.

Series	Hose I.D.	Hose O.D.	Temperature Range	Working Pressure @ 70 °F
L14	1/4"	1/2"	-40 °F to 212 °F	300 psi
L38	3/8"	21/32"	-40 °F to 212 °F	300 psi
L12	1/2"	13/16"	-40 °F to 212 °F	300 psi

Hose I.D.	Length	Fittings	Model	Hose I.D.	Length	Fittings	Model
1/4"	6'	No Fitting	L14RM06N	3/8"	50'	1/4" MPT Rigid	L38R0504N *
1/4"	25'	1/4" MPT Rigid	L14R025N *	3/8"	50'	3/8" MPT Rigid	L38R050N *
1/4"	25'	No Fitting	L14RM25N	3/8"	50'	No Fitting	L38RM50N
1/4"	50'	1/4" MPT Rigid	L14R050N *	3/8"	100'	3/8" MPT Rigid	L38R100N *
1/4"	50'	No Fitting	L14RM50N	3/8"	100'	No Fitting	L38RM100N
1/4"	100'	1/4" MPT Rigid	L14R100N *	3/8"	700' Reel	No Fitting	L38RN
1/4"	100'	No Fitting	L14RM100N	1/2"	6'	No Fitting	L12RM06N
1/4"	700' Reel	No Fitting	L14RN	1/2"	25'	No Fitting	L12RM25N
3/8"	6'	No Fitting	L38RM06N	1/2"	50'	No Fitting	L12RM50N
3/8"	25'	1/4" MPT Rigid	L38R0254N *	1/2"	100'	No Fitting	L12RM100N
3/8"	25'	3/8" MPT Rigid	L38R025N *	1/2"	600' Reel	No Fitting	L12RN
3/8"	25'	No Fitting	L38RM25N				



Swivel Male Fittings

Rigid Male Fittings



Swivel Female Fittings

Rigid Female Fittings



Splicer Fittings

## Lock-On Replacement Fittings

### Swivel Male Fittings

Hose I.D.	Thread	Model
1/4"	1/4" MPT	LSM0404 *
3/8"	3/8" MPT	LSM0606 *
1/2"	1/2" MPT	LSM0808 *

### Rigid Male Fittings

Hose I.D.	Thread	Model
1/4"	1/8" MPT	LRM0402 *
1/4"	1/4" MPT	LRM0404 *
3/8"	1/4" MPT	LRM0604 *
3/8"	3/8" MPT	LRM0606 *
3/8"	1/2" MPT	LRM0608 *
1/2"	1/2" MPT	LRM0808 *

### Swivel Female Fittings

Hose I.D.	Thread	Model
1/4"	1/4" FPT	LSF0404 *
3/8"	1/4" FPT	LSF0604 *
3/8"	3/8" FPT	LSF0606 *
1/2"	1/2" FPT	LSF0808 *

### Rigid Female Fittings

Hose I.D.	Thread	Model
1/4"	1/4" FPT	LRF0404 *
3/8"	3/8" FPT	LRF0606 *
1/2"	1/2" FPT	LRF0808 *

### Splicer Fittings

Hose I.D.	Thread	Model
1/4"	n/a	LS0404 *
3/8"	n/a	LS0606 *
1/2"	n/a	LS0808 *

#### ASSEMBLY INSTRUCTIONS:

1. Cut hose square.
2. Insert fitting into hose until first barb is in hose.
3. Place fitting against flat surface and grip hose 1" from end. Push with steady force until end of hose is bottomed against edge of plastic cap.



PXC098R

## Hose Cutter

The Coilhose Pneumatics hose cutter will accurately and easily cut hose or tubing up to 1-1/4" in diameter. Its ergonomically designed handle, made from durable cast aluminum, provides the user with a sure and comfortable grip and minimizes fatigue. A corrosion-resistant heavy steel blade allows even braided hose to be cut clean and straight with minimum effort. Cuts without burring, allowing a leak-free fitting connection. Blade can be reversed to extend its cutting life. Steel clip keeps jaws locked in the closed position. Ideal for tough industrial applications. Hose cutter length is 8-1/2".

Description	Model
Hose Cutter	PXC098R
Replacement Blades (5 Blades)	PXC099M
Replacement Blades (5 Blades) – 10 Pack	PXC099M-P10

## Heavy Duty Neoprene Hose

Heavy duty neoprene hose is for use with air or water. It has a tough nitrile inner tube, textile reinforcement and a neoprene outer jacket that provides flexibility and RMA Class A - high oil-resistance and is electrically non-conductive.

This hose is available with crimped on or reusable fittings.

- Features a tough, oil resistant neoprene cover
- Temperature range: -40 °F to 212 °F
- 200 psi working pressure
- High quality brass fittings provide strong and durable connection
- Electrically non-conductive
- Made in USA



R38012N

Series	Hose I.D.	Hose O.D.	Temperature Range	Working Pressure @ 70 °F
R14	.250 (1/4")	.500 (1/2")	-40 °F to 212 °F	200 psi
R516	.313 (5/16")	.594 (9/16")	-40 °F to 212 °F	200 psi
R38	.375 (3/8")	.656 (5/8")	-40 °F to 212 °F	200 psi
R12	.500 (1/2")	.813 (7/8")	-40 °F to 212 °F	200 psi
R34	.750 (3/4")	1.109 (71/64")	-40 °F to 212 °F	200 psi

### Neoprene Hose with Fittings

Hose I.D.	Length	Fitting	Model	
1/4"	6'	1/2" MPT Rigid	R14006N	*
1/4"	12'	1/2" MPT Rigid	R14012N	*
1/4"	25'	1/2" MPT Rigid	R14025N	*
1/4"	25'	1/4" MPT Rigid, Reusable	R14025RN	*
1/4"	50'	1/4" MPT Rigid	R14050N	*
1/4"	50'	1/4" MPT Rigid, Reusable	R14050RN	*
1/4"	100'	1/4" MPT Rigid	R14100N	*
5/16"	6'	1/4" MPT Rigid	R51606N	*
5/16"	12'	1/4" MPT Rigid	R51612N	*
5/16"	25'	1/4" MPT Rigid	R51625N	*
5/16"	50'	1/4" MPT Rigid	R51650N	*
5/16"	100'	1/4" MPT Rigid	R516100N	*
3/8"	6'	1/4" MPT Rigid	R380064N	*
3/8"	6'	3/8" MPT Rigid	R38006N	*
3/8"	12'	1/4" MPT Rigid	R380124N	*
3/8"	12'	3/8" MPT Rigid	R38012N	*
3/8"	25'	1/4" MPT Rigid	R380254N	*
3/8"	25'	3/8" MPT Rigid	R38025N	*
3/8"	25'	3/8" MPT Rigid, Reusable	R38025RN	*
3/8"	50'	1/4" MPT Rigid	R380504N	*
3/8"	50'	3/8" MPT Rigid	R38050N	*
3/8"	50'	3/8" MPT Rigid, Reusable	R38050RN	*
3/8"	100'	1/4" MPT Rigid	R381004N	*
3/8"	100'	3/8" MPT Rigid	R38100N	*
1/2"	6'	1/2" MPT Rigid	R12006N	*
1/2"	12'	1/2" MPT Rigid	R12012N	*
1/2"	25'	1/2" MPT Rigid	R12025N	*
1/2"	50'	1/2" MPT Rigid	R12050N	*
1/2"	100'	1/2" MPT Rigid	R12100N	*
3/4"	12'	3/4" MPT Rigid	R34012N	*
3/4"	25'	3/4" MPT Rigid	R34025N	*
3/4"	50'	3/4" MPT Rigid	R34050N	*
3/4"	100'	3/4" MPT Rigid	R34100N	*

### Neoprene Hose without Fittings

Hose I.D.	Length	Fitting	Model
1/4"	6'	None	R14M06N
1/4"	25'	None	R14M25N
1/4"	50'	None	R14M50N
1/4"	100'	None	R14M100N
1/4"	800' Reel	None	R14800N
5/16"	6'	None	R516M06N
5/16"	25'	None	R516M25N
5/16"	50'	None	R516M50N
5/16"	100'	None	R516M100N
5/16"	700' Reel	None	R516700N
3/8"	6'	None	R38M06N
3/8"	25'	None	R38M25N
3/8"	50'	None	R38M50N
3/8"	100'	None	R38M100N
3/8"	700' Reel	None	R38700N
1/2"	6'	None	R12M06N
1/2"	25'	None	R12M25N
1/2"	50'	None	R12M50N
1/2"	100'	None	R12M100N
1/2"	550' Reel	None	R12500N
3/4"	400' Reel	None	R34400N


For ferrule or crimper & die references for this hose, please consult factory.



**WARNING!** This product can expose you to chemicals including lead, which is known to the State of California to cause cancer and birth defects or other reproductive harm. For more information go to [www.P65Warnings.ca.gov](http://www.P65Warnings.ca.gov). **Wash hands after handling.**



H14025N



Crimped Fitting

## General Purpose Rubber Hose with Fittings

General purpose rubber hose is best for use in industrial environments or construction sites where contact with petroleum products is minimal. The general purpose hose features a black EPDM rubber inner tube, textile reinforcement and an attractive red EPDM rubber cover.

- Features a red, EPDM rubber jacket
- Temperature range: -40 °F to 212 °F
- 200 psi working pressure
- High quality crimped on brass fittings provide strong and durable connection
- Made in USA

Series	Hose I.D.	Hose O.D.	Temperature Range	Working Pressure @ 70 °F
H14	1/4"	17/32"	-40 °F to 212 °F	200 psi
H516	5/16"	5/8"	-40 °F to 212 °F	200 psi
H38	3/8"	21/32"	-40 °F to 212 °F	200 psi
H12	1/2"	57/64"	-40 °F to 212 °F	200 psi

## Rubber Hose with Fittings

Hose I.D.	Length	Fitting	Model
1/4"	12'	1/4" MPT Rigid	H14012N *
1/4"	25'	1/4" MPT Rigid	H14025N *
1/4"	50'	1/4" MPT Rigid	H14050N *
1/4"	100'	1/4" MPT Rigid	H14100N *
5/16"	12'	1/4" MPT Rigid	H51612N *
5/16"	25'	1/4" MPT Rigid	H51625N *
5/16"	50'	1/4" MPT Rigid	H51650N *
5/16"	100'	1/4" MPT Rigid	H516100N *
3/8"	12'	1/4" MPT Rigid	H380124N *
3/8"	12'	3/8" MPT Rigid	H38012N *
3/8"	25'	1/4" MPT Rigid	H380254N *
3/8"	25'	3/8" MPT Rigid	H38025N *
3/8"	50'	1/4" MPT Rigid	H380504N *
3/8"	50'	3/8" MPT Rigid	H38050N *

Hose I.D.	Length	Fitting	Model
3/8"	100'	1/4" MPT Rigid	H381004N *
3/8"	100'	3/8" MPT Rigid	H38100N *
1/2"	12'	1/2" MPT Rigid	H12012N *
1/2"	25'	1/2" MPT Rigid	H12025N *
1/2"	50'	1/2" MPT Rigid	H12050N *
1/2"	100'	1/2" MPT Rigid	H12100N *

## Rubber Hose without Fittings

Hose I.D.	Length	Fitting	Model
1/4"	800' Reel	None	H14800N
5/16"	750' Reel	None	H516750N
3/8"	700' Reel	None	H38700N
1/2"	550' Reel	None	H12550N

For ferrule or crimper & die references for this hose, please consult factory.



## Thermoplastic Hose

Thermoplastic hose combines PVC with special additives that increase its working pressure along with enhancing resistance to oils. Equipped with a PVC inner tube, reinforcement braiding and a tough jacket, this hose is perfect for industrial environments. Thermoplastic hose should be used with crimped on barb fittings only (see page 28). Available in blue and with or without fittings.

- Tough, oil resistant
- Temperature range: -20 °F to 150 °F
- 300 psi working pressure

Series	Hose I.D.	Hose O.D.	Temperature Range	Working Pressure @ 70 °F
TP4	1/4"	17/32"	-20 °F to 150 °F	300 psi
TP6	3/8"	21/32"	-20 °F to 150 °F	300 psi



TP4025

### Thermoplastic Hose with Fittings

Hose I.D.	Length	Fitting	Model	
1/4"	25'	1/4" MPT Rigid	TP4025	*
1/4"	50'	1/4" MPT Rigid	TP4050	*
1/4"	100'	1/4" MPT Rigid	TP4100	*
3/8"	25'	3/8" MPT Rigid	TP6025	*
3/8"	25'	1/4" MPT Rigid	TP60254	*
3/8"	50'	3/8" MPT Rigid	TP6050	*
3/8"	50'	1/4" MPT Rigid	TP60504	*
3/8"	100'	3/8" MPT Rigid	TP6100	*
3/8"	100'	1/4" MPT Rigid	TP61004	*


### Thermoplastic Hose without Fittings

Hose I.D.	Length	Fitting	Model
1/4"	600' Reel	None	TP4500
1/4"	6'	None	TP4M06
1/4"	100'	None	TP4M100
1/4"	25'	None	TP4M25
1/4"	50'	None	TP4M50
3/8"	600' Reel	None	TP6500
3/8"	100'	None	TP6M100
3/8"	25'	None	TP6M25
3/8"	50'	None	TP6M50

## Gilaflex™

Gilaflex is an inner-braided PVC air hose that offers an elevated working pressure. This hose has low memory, lays flat, is UV stabilized and is chemical and abrasion resistant. Tough enough to withstand harsh working environments. All Gilaflex hose assemblies feature reusable brass fittings that are equipped with strain reliefs.

- Temperature range: -40 °F to 150 °F
- 325 psi working pressure
- Available in orange



180° Bend Radius  
with Strain Relief



Hose I.D.	Length	Fittings	Model	
3/8"	25'	1/4" MPT Rigid	GF60254Q	*
3/8"	50'	1/4" MPT Rigid	GF60504Q	*
3/8"	100'	1/4" MPT Rigid	GF61004Q	*
3/8"	200' Reel	None	GF6200Q	

### Gilaflex Reusable Male Rigid Fitting

Hose I.D.	Thread	Model	
3/8"	1/4" MPT	GFRM0604SR	*



## Straight Hose Brass Fittings

Coilhose Pneumatics manufactures brass fittings to close tolerances and strict quality control standards. Made of solid brass, barb fittings should be used with properly crimped ferrules or clamps (see pages 29-30). Coilhose reusable hose fittings are ideal for quick, durable installations. Barb and reusable fittings can be used with nitrile, rubber and thermoplastic hose (see pages 25, 26 and 27).

### Reusable Male Rigid

Hose I.D.	Hose O.D.	Male NPT	Model
1/4"	1/2"	1/4"	RM040804 *
1/4"	9/16"	1/4"	RM040904 *
1/4"	5/8"	1/4"	RM041004 *
5/16"	9/16"	1/4"	RM050904 *
5/16"	5/8"	1/4"	RM051004 *
5/16"	11/16"	1/4"	RM051104 *
3/8"	5/8"	1/4"	RM061004 *
3/8"	11/16"	1/4"	RM061104 *
3/8"	3/4"	1/4"	RM061204 *
3/8"	5/8"	3/8"	RM061006 *
3/8"	11/16"	3/8"	RM061106 *
3/8"	3/4"	3/8"	RM061206 *
1/2"	7/8"	1/2"	RM081408 *
1/2"	15/16"	1/2"	RM081508 *
1/2"	1"	1/2"	RM081608 *



### Male Swivel Hose Barb

Hose I.D.	Male NPT	Model
1/4"	1/4"	B0404S *
3/8"	3/8"	B0606S *



### Male Adapter Female (For Ball Type)

Male NPS	Male NPT	Model
1/4"	1/8"	MA0402 *
1/4"	1/4"	MA0404 *
3/8"	1/4"	MA0604 *
3/8"	3/8"	MA0606 *
1/2"	3/8"	MA0806 *
1/2"	1/2"	MA0808 *
3/4"	3/4"	MA1212 *

### Female Rigid Hose Barb

Hose I.D.	Female NPT	Model
1/4"	1/8"	FR0402 *
1/4"	1/4"	FR0404 *
1/4"	3/8"	FR0406 *
5/16"	1/4"	FR0504 *
3/8"	1/4"	FR0604 *
3/8"	3/8"	FR0606 *
1/2"	1/4"	FR0804 *
1/2"	3/8"	FR0806 *
1/2"	1/2"	FR0808 *



### Reusable Female Swivel

Hose I.D.	Hose O.D.	Female NPT	Model
1/4"	1/2"	1/4"	RF040804 *
1/4"	9/16"	1/4"	RF040904 *
1/4"	5/8"	1/4"	RF041004 *
5/16"	9/16"	1/4"	RF050904 *
5/16"	5/8"	1/4"	RF051004 *
5/16"	11/16"	1/4"	RF051104 *
3/8"	5/8"	3/8"	RF061006 *
3/8"	11/16"	3/8"	RF061106 *
3/8"	3/4"	3/8"	RF061206 *
1/2"	7/8"	1/2"	RF081408 *



### Hose Splicer Barb

Hose I.D.	Model
3/16"	BS03 *
1/4"	BS04 *
5/16"	BS05 *
3/8"	BS06 *
1/2"	BS08 *

### Female Swivel Hose Barb (Ball Type)

Hose I.D.	Female NPT	Model
3/16"	1/8"	F0302 *
3/16"	1/4"	F0304 *
1/4"	1/8"	F0402 *
1/4"	1/4"	F0404 *
5/16"	1/4"	F0504 *
3/8"	1/4"	F0604 *
3/8"	3/8"	F0606 *
1/2"	1/2"	F0808 *
3/4"	3/4"	F1212 *



### Hose Repair Kit

I.D.	Description	Model
1/4"	1/4" MPT Barb & Clamp	RK01 *
5/16"	1/4" MPT Barb & Clamp	RK02 *
3/8"	1/4" MPT Barb & Clamp	RK03 *
3/8"	3/8" MPT Barb & Clamp	RK04 *
1/2"	1/2" MPT Barb & Clamp	RK05 *
1/4"	1/4" Splicer & 2 Clamps	RK06 *
5/16"	5/16" Splicer & 2 Clamps	RK07 *
3/8"	3/8" Splicer & 2 Clamps	RK08 *



### Reusable Hose Splicer

Hose I.D.	Hose O.D.	Model
1/4"	1/2"	RS0408 *
1/4"	9/16"	RS0409 *
1/4"	5/8"	RS0410 *
3/8"	5/8"	RS0610 *
3/8"	11/16"	RS0611 *
3/8"	3/4"	RS0612 *

### Male Rigid Hose Barb

Hose I.D.	Male NPT	Model
1/8"	1/8"	B0202 *
3/16"	1/8"	B0302 *
3/16"	1/4"	B0304 *
1/4"	1/8"	B0402 *
1/4"	1/4"	B0404 *
1/4"	3/8"	B0406 *
5/16"	1/4"	B0504 *
3/8"	1/8"	B0602 *
3/8"	1/4"	B0604 *
3/8"	3/8"	B0606 *
3/8"	1/2"	B0608 *
1/2"	1/4"	B0804 *
1/2"	3/8"	B0806 *
1/2"	1/2"	B0808 *
1/2"	3/4"	B0812 *
3/4"	1/2"	B1208 *
3/4"	3/4"	B1212 *
1"	3/4"	B1612 *
1"	1"	B1616 *



## Hose Crimpers and Crimper Dies

The CV500 Hose Crimper is furnished with mounting holes for permanent installations or it may be used as a portable tool for in-the-field hose assembly. Crimps 1/4" to 3/8" I.D. hose in either one or two braid design.

### CV500 Crimper

	Description	Die Size	Model
	Crimper for 1/4" – 3/8" I.D. Hoses	Set Included	CV500

### Replacement Half Dies

	Description	Die Size	Model
A	Component, Crimper Die Half # 1	.630"	CV500-DH1
	Component, Crimper Die Half # 2		CV500-DH2
B	Component, Crimper Die Half # 2	.580"	CV500-DH2
	Component, Crimper Die Half # 3		CV500-DH3
C	Component, Crimper Die Half # 3	.530"	CV500-DH3
	Component, Crimper Die Half # 4		CV500-DH4
D	Component, Crimper Die Half # 4	.480"	CV500-DH4
	Component, Crimper Die Half # 5		CV500-DH5
E	Component, Crimper Die Half # 5	.680"	CV500-DH5
	Component, Crimper Die Half # 6		CV500-DH6



### CV500 Crimper

Note: For use with 1/4" to 3/8" I.D. hose.  
Includes Complete Die Sets 1 through 6.



### CV500 Optional Die Sets


Description	Die Size	Model
Die Set, .437"	.437"	CV500-DS7
Die Set, .750"	.750"	CV500-DS8
Die Set, .812"	.812"	CV500-DS9
Die Set, .375"	.375"	CV500-DS10

Optional die sets include the two die halves required to crimp a ferrule onto the hose.

The CV501 Large Diameter Hose Crimper is designed for use with 7/8" to 1-1/2" O.D. (1/2" to 1" I.D.) hose. This crimper is sold without dies. Select the die set for the required hose size from the table shown.

### CV501 Crimper and Complete Die Sets

Description	Die Size	Model	Description	Die Size	Model
Large Hose Crimper	No Dies	CV501	Die Set, 31/32"	.9687"	CV501-DS10
Die Set, 11/16"	.6875"	CV501-DS1	Die Set, 1"	1"	CV501-DS11
Die Set, 23/32"	.7187"	CV501-DS2	Die Set, 1-1/32"	1.0312"	CV501-DS12
Die Set, 3/4"	.75"	CV501-DS3	Die Set, 1-1/16"	1.0625"	CV501-DS13
Die Set, 25/32"	.7812"	CV501-DS4	Die Set, 1-1/8"	1.125"	CV501-DS14
Die Set, 13/16"	.8125"	CV501-DS5	Die Set, 1-3/16"	1.1875"	CV501-DS15
Die Set, 27/32"	.8437"	CV501-DS6	Die Set, 1-1/4"	1.25"	CV501-DS16
Die Set, 7/8"	.875"	CV501-DS7	Die Set, 1-5/16"	1.3125"	CV501-DS17
Die Set, 29/32"	.9062"	CV501-DS8	Die Set, 1-3/8"	1.375"	CV501-DS18
Die Set, 15/16"	.9375"	CV501-DS9			



### CV501 Crimper

Each die set includes the two die halves required to crimp a ferrule onto the hose. Only one die set can be loaded into the Large Diameter Hose Crimper at a time.

## Hose Ferrules

Brass Hose Ferrules offer a sleek alternative to hose clamps. Once crimped, the hose ferrules provide a permanent clamping force on both the hose and fitting. Match the I.D. of the ferrule with the O.D. of the hose.



I.D.	Length	Reference	Pkg. Qty	Model	I.D.	Length	Reference	Pkg. Qty	Model	I.D.	Length	Reference	Pkg. Qty	Model
0.500"	1"	YB4	25	HF7322 *	0.656"	1"	R516, H516, YB6	25	HF7328 *	0.812"	1"	-	25	HF7333 *
0.525"	1"	TP4	25	HF7323 *	0.687"	1"	H38, TP6	25	HF7329 *	0.875"	7/8"	H12	25	HF7244 *
0.562"	3/4"	-	25	HF3588 *	0.718"	1"	R38	25	HF7330 *	0.900"	7/8"	R12	25	HF5029 *
0.568"	1"	R14, H14	25	HF7325 *	0.750"	1"	-	25	HF7331 *	1.15"	1"	R34	10	HF7104A *
0.593"	1"	-	25	HF7326 *	0.781"	1"	-	25	HF7332 *	1.257"	1-1/4"	-	10	HF1275 *
0.625"	1"	-	25	HF7327 *										

Brass hose ferrules are sold in package quantities only.



## Worm Drive Clamps

Worm drive reusable hose clamps facilitate quick, permanent in-field installation and repairs for a wide variety of applications. Makes custom hose assemblies possible using only a screwdriver. Also ideal for special situations requiring extra reinforcement. Band and housing are made of heavy-duty stainless steel and the screw is available in zinc-plated steel (Model HC) or stainless steel (Model HS). Can be removed and reused.

Size Range	Band Width	Plated Model	Stainless Model	Size Range	Band Width	Plated Model	Stainless Model
7/32" to 5/8"	5/16"	HC104	HS104	1-5/16" to 2-1/4"	9/16"	HC228	HS228
5/16" to 7/8"	5/16"	HC106	HS106	1-9/16" to 2-1/2"	9/16"	HC232	HS232
9/16" to 1-1/4"	5/16"	HC112	HS112	1-13/16" to 2-3/4"	9/16"	HC236	HS236
11/16" to 1-1/2"	5/16"	HC116	HS116	2-1/6" to 3"	9/16"	HC240	HS240
3/4" to 1-3/4"	5/16"	HC120	HS120	2-5/16" to 3-1/4"	9/16"	HC244	HS244
3/8" to 7/8"	9/16"	HC206	HS206	2-9/16" to 3-1/2"	9/16"	HC248	HS248
7/16" to 1"	9/16"	HC208	HS208	2-13/16" to 3-3/4"	9/16"	HC252	HS252
9/16" to 1-1/16"	9/16"	HC210	HS210	3-1/16" to 4"	9/16"	HC256	HS256
9/16" to 1-1/4"	9/16"	HC212	HS212	3-9/16" to 4-1/2"	9/16"	HC264	N/A
11/16" to 1-1/2"	9/16"	HC216	HS216	4-1/16" to 5"	9/16"	HC272	HS272
3/4" to 1-3/4"	9/16"	HC220	HS220	4-5/8" to 5-1/2"	9/16"	HC280	HS280
1-1/16" to 2"	9/16"	HC224	HS224				



## Ear Clamps

Double ear clamps are widely used in maintenance and OEM medium pressure applications. Their single piece construction ensures a positive, tamperproof seal without damaging the hose or tubing. Double ear design permits compensations for tolerance variations in hose sizes. For proper installation, select the nominal clamp size nearest to, but slightly larger than, the outside diameter of the hose or tubing to be clamped with the insert (fitting) in place. One ear should be closed all the way. When the second ear is closed, the first ear will open slightly. This creates a spring-like action which holds against pressure, vibration and hose shrinking caused by temperature changes or aging. Available in zinc-plated carbon steel or stainless steel.

Size Range	Band Width	Plated Model	Stainless Model	Size Range	Band Width	Plated Model	Stainless Model
.122" to .161"	.138"	EC41	ES41	.748" to .866"	.354"	EC1922	ES1922
.138" to .177"	.138"	EC45	ES45	.787" to .905"	.354"	EC2023	ES2023
.118" to .197"	.197"	EC305	ES305	.866" to .984"	.394"	EC2225	ES2225
.197" to .276"	.236"	EC507	ES507	.905" to 1.063"	.394"	EC2327	ES2327
.276" to .354"	.276"	EC709	ES709	.984" to 1.102"	.394"	EC2528	ES2528
.315" to .433"	.276"	EC811	ES811	1.063" to 1.220"	.394"	EC2731	ES2731
.433" to .512"	.276"	EC1113	ES1113	1.220" to 1.339"	.394"	EC3134	ES3134
.512" to .591"	.295"	EC1315	ES1315	1.339" to 1.457"	.394"	EC3437	ES3437
.591" to .669"	.315"	EC1517	ES1517	1.457" to 1.575"	.394"	EC3740	ES3740
.591" to .708"	.315"	EC1518	ES1518	1.575" to 1.693"	.394"	EC4043	ES4043
.669" to .787"	.335"	EC1720	ES1720	1.693" to 1.811"	.394"	EC4346	ES4346



## Ear Clamp Pincers

Used for the proper installation of ear clamps. The rubber grips provide comfort and a sure hold. This pincer tightens ear clamps at the front of the tool, or straight on. Proper installation consists of pinching one ear fully, then pinching the second ear fully closed. This allows for the first ear to open slightly, creating a spring-like clamping force.

Description	Model
Straight Pincer	ST1098



Straight Pincer

## Pigtail Assemblies

Prolong hose life by eliminating end stress and increase production by facilitating tool manipulation. Installing a pigtail between the coupler and the air tool will act as a shock absorber and extend the life of the coupler. Available in Nitrile Blend, Thermoplastic and Polyurethane.

Hose I.D.	Length	NPT	End Type	Nitrile Blend	Thermoplastic	Polyurethane
1/4"	3"	1/4"	Rigid MPT x Swivel (Ball Type) FPT	RP0403	---	---
1/4"	6"	1/4"	Rigid MPT x Swivel (Ball Type) FPT	RP0406	---	---
1/4"	6"	1/4"	Swivel MPT x Rigid FPT	RP0406S	---	PP0406S
1/4"	12"	1/4"	Rigid MPT x Swivel (Ball Type) FPT	RP0412	VP0412	---
1/4"	12"	1/4"	Swivel MPT x Rigid FPT	RP0412S	VP0412S	PP0412S
1/4"	18"	1/4"	Rigid MPT x Swivel (Ball Type) FPT	RP0418	VP0418	---
1/4"	18"	1/4"	Swivel MPT x Rigid FPT	RP0418S	VP0418S	PP0418S
1/4"	24"	1/4"	Rigid MPT x Swivel (Ball Type) FPT	RP0424	VP0424	---
1/4"	24"	1/4"	Swivel MPT x Rigid FPT	RP0424S	VP0424S	PP0424S
1/4"	36"	1/4"	Rigid MPT x Swivel (Ball Type) FPT	RP0436	VP0436	---
1/4"	36"	1/4"	Swivel MPT x Rigid FPT	RP0436S	VP0436S	PP0436S
5/16"	12"	1/4"	Rigid MPT x Swivel (Ball Type) FPT	RP0512	---	---
5/16"	18"	1/4"	Rigid MPT x Swivel (Ball Type) FPT	RP0518	---	---
5/16"	24"	1/4"	Rigid MPT x Swivel (Ball Type) FPT	RP0524	---	---
5/16"	36"	1/4"	Rigid MPT x Swivel (Ball Type) FPT	RP0536	---	---
3/8"	12"	3/8"	Rigid MPT x Swivel (Ball Type) FPT	RP0612	VP0612	---
3/8"	12"	3/8"	Swivel MPT x Rigid FPT	RP0612S	VP0612S	PP0612S
3/8"	18"	3/8"	Rigid MPT x Swivel (Ball Type) FPT	RP0618	VP0618	---
3/8"	18"	3/8"	Swivel MPT x Rigid FPT	RP0618S	VP0618S	PP0618S
3/8"	24"	3/8"	Rigid MPT x Swivel (Ball Type) FPT	RP0624	VP0624	---
3/8"	24"	3/8"	Swivel MPT x Rigid FPT	RP0624S	VP0624S	PP0624S
3/8"	36"	3/8"	Rigid MPT x Swivel (Ball Type) FPT	RP0636	VP0636	---
3/8"	36"	3/8"	Swivel MPT x Rigid FPT	RP0636S	VP0636S	PP0636S
1/2"	12"	1/2"	Rigid MPT x Swivel (Ball Type) FPT	RP0812	---	---
1/2"	18"	1/2"	Rigid MPT x Swivel (Ball Type) FPT	RP0818	---	---
1/2"	24"	1/2"	Rigid MPT x Swivel (Ball Type) FPT	RP0824	---	---
1/2"	36"	1/2"	Rigid MPT x Swivel (Ball Type) FPT	RP0836	---	---
3/4"	12"	3/4"	Rigid MPT x Swivel (Ball Type) FPT	RP1212	---	---
3/4"	18"	3/4"	Rigid MPT x Swivel (Ball Type) FPT	RP1218	---	---
3/4"	24"	3/4"	Rigid MPT x Swivel (Ball Type) FPT	RP1224	---	---
3/4"	36"	3/4"	Rigid MPT x Swivel (Ball Type) FPT	RP1236	---	---



Maximum working pressure:  
Nitrile - 200 psi  
Thermoplastic - 300 psi  
Polyurethane 1/4" - 170 psi  
Polyurethane 3/8" - 155 psi

## Durawhip®


The Durawhip whip hose is designed to be tougher yet more flexible than most feeder hoses. Attaching the Durawhip at the tool end of a feeder hose provides a connection and length of hose that is durable, long-lasting, maneuverable and lightweight.

- Hi-Viz Orange polyurethane whip hose for use with pulsating pneumatic tools
- Polyurethane tube with integrated braided nylon and cover for durability, flexibility in cold weather and resistance to abrasion, kinks, weathering and oil
- Temperature range of -40 °F to 165 °F

I.D.	Length	Fittings	Model
1/2"	8'	(2) 1/2" MPT Swivel	PFD068
1/2"	8'	7/8" UNS x Universal Coupler	PFD068-78-UC
1/2"	8'	1/2" MPT Swivel x Universal Coupler	PFD068-UC
1/2"	10'	(2) 1/2" MPT Swivel	PFD108
1/2"	10'	7/8" UNS x Universal Coupler	PFD108-78-UC
1/2"	10'	1/2" MPT Swivel x Universal Coupler	PFD108-UC



Universal Coupler



Maximum working pressure:

Flexeel - 200 psi

Nitrile - 200 psi

Red Rubber - 200 psi

Thermoplastic - 300 psi

## Ball Swivel Lead-ins

A Ball Swivel Lead-In Hose helps eliminate stress and wear points caused by bending and pulling. Additionally, when used between the air tool and coupler, a lead-in hose will extend the life of the coupler by acting as a shock absorber and protecting the coupler against tool vibration. It also provides an easier and wider range of motion, reducing worker fatigue while increasing productivity. The end result is a safer and more economical hose assembly. Fittings are male ball swivel and female rigid.

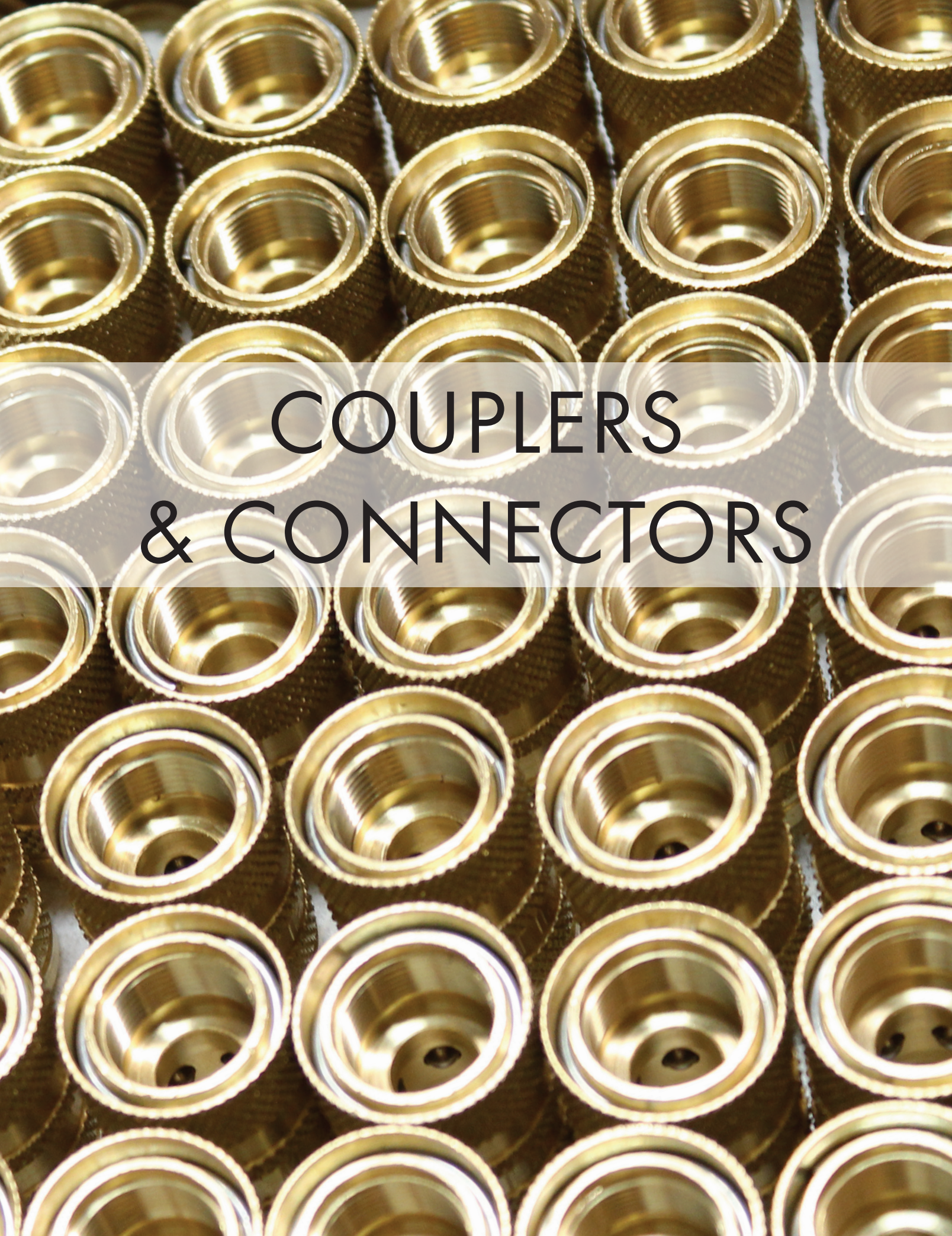
Hose I.D.	Length	NPT	Flexeel	Neoprene/Nitrile	Red Rubber	Thermoplastic	
1/4"	12"	1/4"	FP0412BS	RP0412BS	HP0412BS	VP0412BS	*
1/4"	18"	1/4"	FP0418BS	RP0418BS	HP0418BS	VP0418BS	*
1/4"	24"	1/4"	FP0424BS	RP0424BS	HP0424BS	VP0424BS	*
1/4"	30"	1/4"	FP0430BS	RP0430BS	HP0430BS	VP0430BS	*
1/4"	36"	1/4"	FP0436BS	RP0436BS	HP0436BS	VP0436BS	*
1/4"	60"	1/4"	FP0460BS	RP0460BS	HP0460BS	VP0460BS	*
5/16"	12"	1/4"	FP0512BS	RP0512BS	HP0512BS	---	*
5/16"	18"	1/4"	FP0518BS	RP0518BS	HP0518BS	---	*
5/16"	24"	1/4"	FP0524BS	RP0524BS	HP0524BS	---	*
5/16"	30"	1/4"	FP0530BS	RP0530BS	HP0530BS	---	*
5/16"	36"	1/4"	FP0536BS	RP0536BS	HP0536BS	---	*
5/16"	60"	1/4"	FP0560BS	RP0560BS	HP0560BS	---	*
3/8"	12"	1/4"	FP06124BS	RP06124BS	HP06124BS	VP06124BS	*
3/8"	18"	1/4"	FP06184BS	RP06184BS	HP06184BS	VP06184BS	*
3/8"	24"	1/4"	FP06244BS	RP06244BS	HP06244BS	VP06244BS	*
3/8"	30"	1/4"	FP06304BS	RP06304BS	HP06304BS	VP06304BS	*
3/8"	36"	1/4"	FP06364BS	RP06364BS	HP06364BS	VP06364BS	*
3/8"	60"	1/4"	FP06604BS	RP06604BS	HP06604BS	VP06604BS	*
3/8"	72"	1/4"	FP06724BS	RP06724BS	HP06724BS	VP06724BS	*



## FLEXEEL® Pigtail Manifolds

Directly connect to a compressor and split to three separate connections with the Flexeel Pigtail Manifold. These manifolds feature a short length of Flexeel Polyurethane Hose with a flat hex manifold and multiple high quality couplers.

Length	Coupler Connection	Color	Model	
24"	1/4" 6 ball Industrial	Transparent Blue	FP0624C-15X	*
24"	1/4" 6 ball Industrial	Transparent Red	FP0624C-15XTR	*
24"	1/4" 6 ball Industrial	Transparent Yellow	FP0624C-15XTY	*
24"	1/4" 6 ball Automotive	Transparent Blue	FP0624C-16X	*
24"	1/4" 6 ball Automotive	Transparent Red	FP0624C-16XTR	*
24"	3/8" Industrial	Transparent Blue	FP0624C-58C	*
24"	3/8" Automotive	Transparent Blue	FP0624C-59C	*
36"	1/4" 6 ball Industrial	Transparent Blue	FP0636C-15X	*
36"	1/4" 6 ball Industrial	Transparent Red	FP0636C-15XTR	*
36"	1/4" 6 ball Automotive	Transparent Blue	FP0636C-16X	*
36"	3/8" Industrial	Transparent Blue	FP0636C-58C	*
36"	3/8" Industrial	Transparent Red	FP0636C-58CTR	*
36"	3/8" Automotive	Transparent Blue	FP0636C-59C	*
36"	3/8" Automotive	Transparent Red	FP0636C-59CTR	*
48"	1/4" 6 ball Industrial	Transparent Blue	FP0648C-15X	*
48"	1/4" 6 ball Automotive	Transparent Yellow	FP0648C-16XTY	*
48"	3/8" Industrial	Transparent Blue	FP0648C-58C	*
48"	3/8" Automotive	Transparent Blue	FP0648C-59C	*



# COUPLERS & CONNECTORS

## Coupler and Connector Introduction

Quickly changing or connecting pneumatic air lines is a basic function in most pneumatic systems. Over the years, many styles of couplers and connectors have been developed. The popularity of one style over another can usually be attributed to the geographical part of the country, the application or the specific industry. To meet this variety of needs, Coilhose Pneumatics offers a wide variety of coupler and connector products. Each series is produced to industrial quality standards for a long life and will work with corresponding interchanges from other manufacturers.

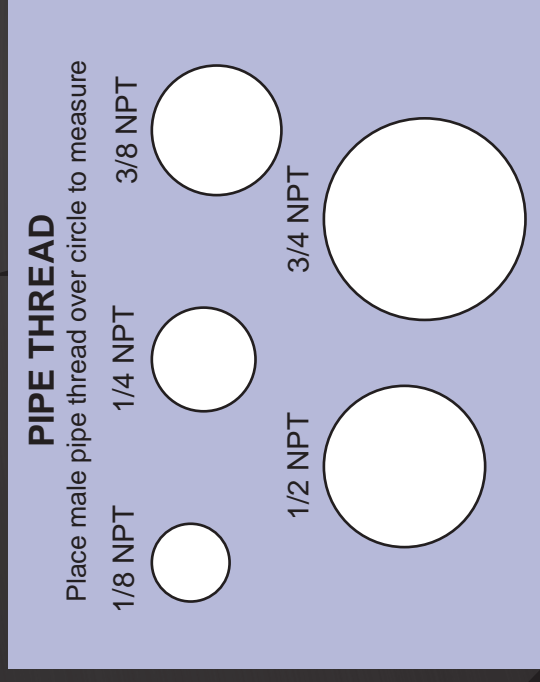
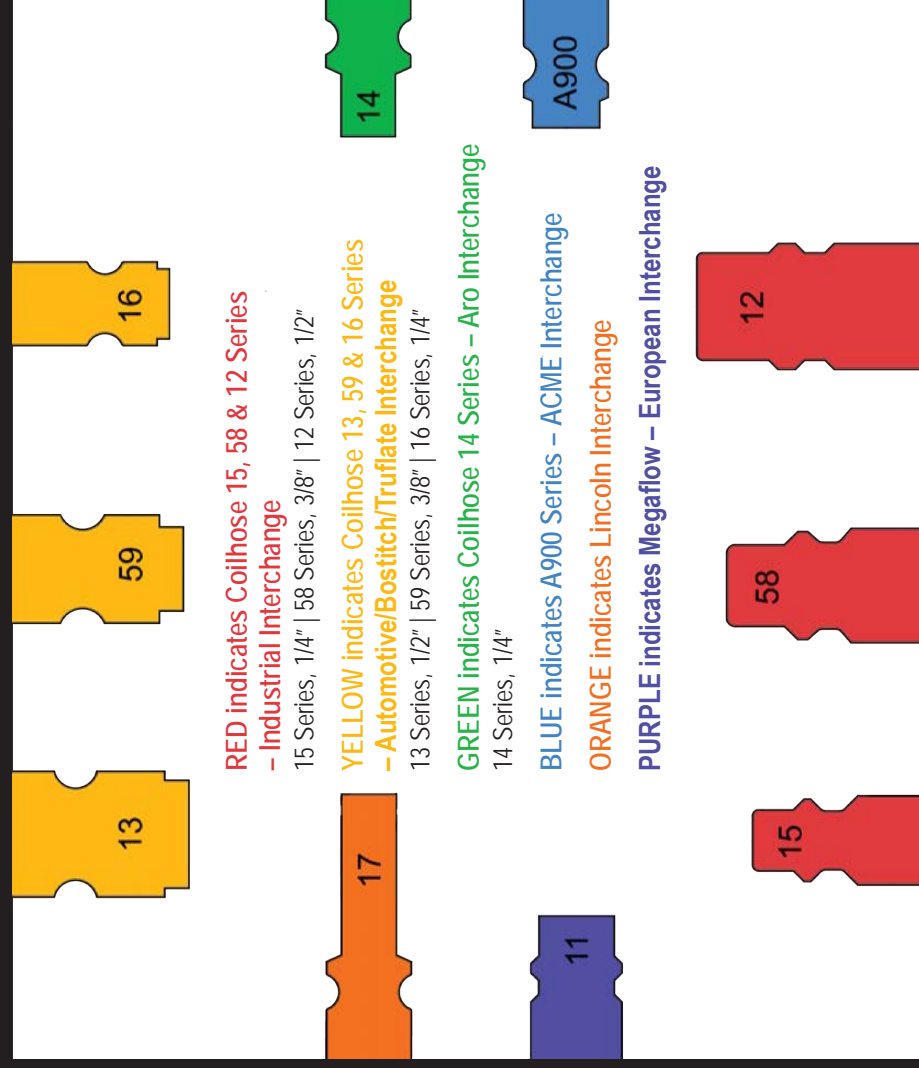
In addition to standard manual couplers, we offer several specialty couplers that meet specific needs. Automatic couplers allow one-handed operation to connect. Universal couplers can be used with different connector styles. The Acme and Megaflow® series have larger SCFM flow capabilities in smaller body sizes and the Moldflow series are built specifically for injection molding. With this variety, Coilhose can meet most coupler and connector needs.

### Coupler Technical Specifications

Series Body Size	Body	Sleeve	Locking Device	Internal Valve	Seals	psi Rating	Temp Min / Max
Six Ball Couplers (All Interchange Styles - Manual & Automatic)	Brass	Brass	6 Stainless Balls	Zinc-Plated Steel	Nitrile (Buna N)	300	(-40° to 250 °F)
<b>Automatic Industrial</b>							
1/4" Body Size	Brass	Brass	3 Pawls	Zinc-Plated Steel	Nitrile (Buna N)	300	(-40° to 250 °F)
3/8" Body Size	Brass	Brass	4 Pawls	Zinc-Plated Steel	Nitrile (Buna N)	300	(-40° to 250 °F)
1/2" Body Size	Brass	Brass	5 Pawls	Zinc-Plated Steel	Nitrile (Buna N)	300	(-40° to 250 °F)
3/4" Body Size	Brass	Brass	6 Pawls	Zinc-Plated Steel	Nitrile (Buna N)	300	(-40° to 250 °F)
<b>Manual Industrial</b>							
1/4" Body Size	Brass	Brass	4 Stainless Balls	Zinc-Plated Steel	Nitrile (Buna N)	300	(-40° to 250 °F)
3/8" Body Size	Zinc-Plated Steel	Zinc-Plated Steel	8 Stainless Balls	Zinc-Plated Steel	Nitrile (Buna N)	300	(-40° to 250 °F)
1/2" Body Size	Zinc-Plated Steel	Zinc-Plated Steel	8 Stainless Balls	Zinc-Plated Steel	Nitrile (Buna N)	300	(-40° to 250 °F)
<b>Automotive Tru-Flate</b>							
1/4" Body Size	Brass	Brass	4 Stainless Balls	Zinc-Plated Steel	Nitrile (Buna N)	300	(-40° to 250 °F)
3/8" Body Size	Zinc-Plated Steel	Zinc-Plated Steel	8 Stainless Balls	Zinc-Plated Steel	Nitrile (Buna N)	300	(-40° to 250 °F)
<b>Lincoln Series</b>							
1/4" Body Size	Brass	Brass	4 Stainless Balls	Zinc-Plated Steel	Nitrile (Buna N)	300	(-40° to 250 °F)
<b>Acme Interchange</b>							
1/4" Body Size	Brass	Brass	6 Stainless Balls	Zinc-Plated Steel	Nitrile (Buna N)	300	(-40° to 250 °F)
<b>ARO Interchange</b>							
1/4" Body Size	Brass	Brass	4 Stainless Balls	Zinc-Plated Steel	Nitrile (Buna N)	300	(-40° to 250 °F)
<b>Megaflow® Automatic</b>							
1/4" Body Size	Brass	Hardened Steel	5 Stainless Balls	Zinc-Plated Steel	Nitrile (Buna N)	220	(-40° to 250 °F)
<b>Moldflow Series</b>							
1/4" Body Size							
Non-valved	Brass	Brass	6 Stainless Balls	Brass	Silicone	250	(-50° to 425 °F)
Valved	Brass	Nickel-Plated Brass	7 Stainless Balls	Brass	Silicone	250	(-50° to 425 °F)
3/8" Body Size							
Non-valved	Brass	Brass	6 Stainless Balls	Brass	Silicone	250	(-50° to 425 °F)
Valved	Brass	Nickel-Plated Brass	7 Stainless Balls	Brass	Silicone	250	(-50° to 425 °F)



# Coupler & Connector Size & Series Selector




## HOSE BARB

Place barb over line to measure OD



This chart is available to download at [coilhose.com](http://coilhose.com) under Resources

Coilhose Pneumatics | 19 Kimberly Road, East Brunswick, NJ 08816 | (732) 390-8480 | [www.coilhose.com](http://www.coilhose.com)



## Coilflow™ Six Ball Couplers

Our Coilflow six ball couplers are made in the USA and feature six stainless steel locking balls that create a more durable, stable connection. This increased locking area extends seal life and resistance to movement. These six ball couplers offer a compact package with drag guard to prevent accidental uncoupling and are machined to close tolerances. These couplers are compatible with other manufacturers' couplers within the same interchange series.



### Manual 6 Ball Couplers 1/4" Body Size

Connection	Industrial Type 15	Automotive Type 16	ARO Type 14
1/8" FPT	15X2F	16X2F	14X2F *
1/8" MPT	15X2M	16X2M	14X2M *
1/4" FPT	15X4F	16X4F	14X4F *
1/4" MPT	15X4M	16X4M	14X4M *
1/4" Hose Barb	15X4H	16X4H	14X4H *
1/4" Lock-On	15X4L	16X4L	14X4L *

Connection	Industrial Type 15	Automotive Type 16	ARO Type 14
1/4" Reuseable PU Hose Barb	15X4PR	16X4PR	14X4PR *
5/16" Hose Barb	15X5H	16X5H	14X5H *
3/8" FPT	15X6F	16X6F	14X6F *
3/8" MPT	15X6M	16X6M	14X6M *
3/8" Hose Barb	15X6H	16X6H	14X6H *
3/8" Lock-On	15X6L	16X6L	14X6L *



### Automatic 6 Ball Couplers 1/4" Body Size

Model	Industrial/Acme Type 15	ARO Type 14
1/8" FPT	15C90B2F	14A2F *
1/8" MPT	15C90B2M	14A2M *
1/4" FPT	15C90B4F	14A4F *
1/4" MPT	15C90B4M	14A4M *
1/4" Hose Barb	15C90B4H	14A4H *
1/4" Lock-On	15C90B4L	14A4L *

Model	Industrial/Acme Type 15	ARO Type 14
5/16" Hose Barb	15C90B5H	14A5H *
3/8" FPT	15C90B6F	14A6F *
3/8" MPT	15C90B6M	14A6M *
3/8" Hose Barb	15C90B6H	14A6H *
3/8" Lock-On	15C90B6L	14A6L *

## Coilflow™ Automatic Couplers

Coilflow Automatic Industrial Couplers are designed for stationary mounting where a simple one-handed push-to-connect operation is desirable. Available in four body sizes with male or female threads up to 3/4" NPT and hose barb up to 3/4" I.D. hose, these automatic couplers are compact, all-brass, rugged construction and are interchangeable with all Industrial interchanges.



Body Size	Connection	Industrial Type 15
1/4"	1/4" FPT	150A *
1/4"	1/4" MPT	152A *
1/4"	1/4" Hose Barb	153A *
1/4"	1/4" Lock-On	153AL *
1/4"	3/8" FPT	151A *
1/4"	3/8" MPT	155A *
1/4"	3/8" Hose Barb	156A *
1/4"	3/8" Lock-On	156AL *
3/8"	1/4" FPT	582A *
3/8"	1/4" MPT	583A *
3/8"	3/8" FPT	580A *
3/8"	3/8" MPT	581A *
3/8"	3/8" Hose Barb	586A *

Body Size	Connection	Industrial Type 15
3/8"	3/8" Lock-On	586AL *
3/8"	1/2" FPT	584A *
3/8"	1/2" MPT	587A *
3/8"	1/2" Hose Barb	588A *
1/2"	3/8" FPT	123A *
1/2"	3/8" MPT	121A *
1/2"	1/2" FPT	120A *
1/2"	1/2" MPT	122A *
1/2"	1/2" Hose Barb	128A *
1/2"	1/2" Lock-On	128AL *
3/4"	3/4" FPT	340A *
3/4"	3/4" MPT	342A *
3/4"	3/4" Hose Barb	343A *

## Megaflow® Automatic High Flow Series

Megaflow® High Flow Series is engineered to allow twice the flow of comparably sized standard design couplers and connectors. One-handed push-to-connect design allows easy operation.



Body Size	Connection	Euro/Megaflow® Type 11
1/4"	1/4" FPT	110 *
1/4"	1/4" MPT	112 *
1/4"	1/4" Hose Barb	113 *

Body Size	Connection	Euro/Megaflow® Type 11
1/4"	3/8" FPT	111 *
1/4"	3/8" Hose Barb	116 *

## Manual Couplers

Machined to close tolerances, these manual couplers offer years of service and dependability. An integrated drag guard prevents accidental disconnection.

1/4" models are constructed of brass, 3/8" and 1/2" are constructed of plated steel, unless noted.



Body Size	Connection	Industrial Type 15	Automotive Type 16	ARO Type 14	ACME Type A900	Lincoln Type 17
1/4"	1/8" FPT	158				*
1/4"	1/8" MPT	159	169			*
1/4"	1/4" FPT	150	160	140	A900B4F	170 *
1/4"	1/4" FPT (Brass)	150B				*
1/4"	1/4" FPT (Steel)	150S	160S	140S		
1/4"	1/4" MPT	152	162	142	A900B4M	172 *
1/4"	1/4" MPT (Steel)	152S	162S	142S		
1/4"	1/4" ID Hose Barb	153	163	143	A900B4H	*
1/4"	1/4" ID Lock-On	153L	163L			*
1/4"	5/16" ID Hose Barb	154				*
1/4"	3/8" FPT	151	161	141	A900B6F	*
1/4"	3/8" MPT	155	165	145	A900B6M	*
1/4"	3/8" ID Hose Barb	156	166		A900B6H	*
1/4"	3/8" ID Lock-On	156L	166L			*

Body Size	Connection	Industrial Type 15	Automotive Type 16	ARO Type 14	ACME Type A900	Lincoln Type 17
3/8"	1/4" FPT	582	592			*
3/8"	1/4" MPT	583	593			*
3/8"	3/8" FPT	580	590			*
3/8"	3/8" MPT	581	591			*
3/8"	3/8" ID Hose Barb	586	598			*
3/8"	3/8" ID Lock-On	586L	598L			*
3/8"	1/2" FPT	584				*
3/8"	1/2" MPT	587				*
3/8"	1/2" ID Hose Barb	588				*
1/2"	3/8" FPT	123				*
1/2"	3/8" MPT	121				*
1/2"	3/8" ID Hose Barb	127				*
1/2"	1/2" FPT	120				*
1/2"	1/2" MPT	122				*
1/2"	1/2" ID Hose Barb	128				*

Model 150B is all brass including the internal valve. Models 150S, 152S, 160S, 162S, 140S and 142S are plated steel.

## Connectors

Manufactured from steel, then plated, these connectors offer a harder sealing surface that is not easily damaged, ensuring a longer life.



Body Size	Connection	Industrial Type 15	Automotive Type 16	ARO Type 14	ACME Type A900	Megaflow \Euro Type 11	Lincoln Type 17
1/4"	1/8" FPT	1509					
1/4"	1/8" MPT	1504	1604	1404			
1/4"	1/4" FPT	1502	1602	1402	A900N4F	1102	1702
1/4"	1/4" FPT (Brass)	1502B	1602B				*
1/4"	1/4" MPT	1501	1601	1401	A900N4M	1101	1701
1/4"	1/4" MPT (Brass)	1501B	1601B				*
1/4"	1/4" ID Hose Barb	1506	1606	1406	A900N4H	1106	
1/4"	1/4" ID Lock-On	1506L	1606L	1406L			
1/4"	5/16" ID Hose Barb	1507	1607	1407			
1/4"	3/8" FPT	1505	1605	1405	A900N6F	1105	
1/4"	3/8" MPT	1503	1603	1403	A900N6M	1103	
1/4"	3/8" ID Hose Barb	1508	1608	1408	A900N6H	1108	
1/4"	3/8" ID Lock-On	1508L	1608L	1408L			

Body Size	Connection	Industrial Type 15	Automotive Type 16	ARO Type 14	ACME Type A900	Megaflow \Euro Type 11	Lincoln Type 17
3/8"	1/4" FPT	5804	5904				
3/8"	1/4" MPT	5803	5903				
3/8"	3/8" FPT	5802	5902				
3/8"	3/8" MPT	5801	5901				
3/8"	3/8" ID Hose Barb	5806	5906				
3/8"	3/8" ID Lock-On	5806L	5906L				
3/8"	1/2" FPT	5805					
3/8"	1/2" MPT	5809					
3/8"	1/2" ID Hose Barb	5808					
1/2"	3/8" FPT	1204	1304				
1/2"	3/8" MPT	1203	1303				
1/2"	3/8" ID Hose Barb	1207					
1/2"	1/2" FPT	1202	1302				
1/2"	1/2" MPT	1201	1301				
1/2"	1/2" ID Hose Barb	1208	1308				
3/4"	3/4" FPT	3402					
3/4"	3/4" MPT	3401					

Models 1501B, 1502B, 1601B and 1602B are made from brass.  
(See page 40 for more details.)

Coupler and connector body size and style (interchange) must match for proper connection.



## Non-Marring Couplers

Available in both a standard release and a safety configuration, these couplers protect finished surfaces from scratching and marring that can occur with brass or steel couplers. A reinforced composite construction provides a durable and lasting unit.

Specifications			
	Industrial	Safety	Megaflow®
Air flow at 100 psi:	45 CFM	45 CFM	78 CFM
Temperature Range:	5 °F - 160 °F	5 °F - 160 °F	5 °F - 160 °F
Working Pressure:	175 psi	175 psi	175 psi
Function:	Single release	Double release	Single release
Locking Device:	2 Pawls	4 Pawls	2 Pawls

Body Size	Connection	Industrial	Industrial Safety	Megaflow®
1/4"	1/4" FPT	150C	150CSE	110C
1/4"	1/4" MPT	152C	152CSE	112C




## Universal Couplers ("U" Series)

Universal couplers are designed to be used with different interchanges, capable of accepting Industrial, Automotive and ARO. Ideal for the plant that uses a variety of interchanges.

Specifications	
Pressure Rating	150 psi
Operating Temperature	40 °F to 250 °F
Connecting Force:	
at 60 psi	13 lb
at 80 psi	17 lb
at 100 psi	21 lb

Body Size	Connection	Model
1/4"	1/4" FPT	150U *
1/4"	1/4" MPT	152U *



## Ball Swivel Connector

Ball swivel connectors combine the features of Ball swivel fittings and connectors, eliminating the need for an additional fitting. This creates an ergonomic and lightweight tool-to-hose connection. The connection and nut portion is nickel-plated hardened steel and the threaded portion of the fitting is all brass.

Body Size	Connection	Industrial Type 15	Megaflow® Type 11	ARO Type 14	Automotive Type 16
1/4"	1/4" FPT	15-04BSF	11-04BSF	14-04BSF	16-04BSF *
1/4"	1/4" MPT	15-04BS	11-04BS	14-04BS	16-04BS *
1/4"	3/8" MPT	15-06BS		14-06BS	16-06BS *
3/8"	1/4" MPT	58-04BS			59-04BS *
3/8"	3/8" MPT	58-06BS			59-06BS *



## Micro Couplers

Micro couplers are miniature quick disconnects. Available in valved or unvalved configurations, these couplers are perfect for applications where space is limited such as instrumentation, laboratory, chemical, medical and miniature pneumatics.

Specifications	
Working Temperature <sup>1</sup>	4° F up to 210° F (Buna N)
Working Pressure	500 psi
Safety Factor	4 to 1

<sup>1</sup>Depends on the medium.

Connection	Coupler		Connector Plated
	Open Check Model	Closed Check Model	
10-32 Female Thread	20X1032F	20X1032FC	2005-1032 *
1/8"	20X2H	20X2HC	2002 *
5/32"	20X4H	20X4HC	2004 *
3/16"	20X5H	20X5HC	2005 *

## Universal Safety Exhaust Coupler

The Universal Safety Exhaust Coupler reduces the possibility of injury to nearby personnel or damage to surrounding equipment from a whipping hose that is disconnected while pressurized with air. This coupler is designed to remain connected to the plug until downstream air is completely bled off.



1/4" Body sizes will accept the Industrial, Automotive, Euro/Megaflow®, ARO and Lincoln interchanges.

3/8" and 1/2" Body sizes will accept the Industrial and Automotive interchanges.

**Note:** If installing directly onto a tool, the use of a whip hose is recommended.



3/8"  
580USE



1/4"  
150USE



1/2"  
120USE

### 5-in-1 Safety Exhaust Couplers

Body Size	Connection	Model
1/4"	1/4" FPT	150USE <sup>1</sup> *
1/4"	1/4" MPT	152USE *
1/4"	1/4" Hose Barb	153USE *
1/4"	3/8" FPT	151USE *
1/4"	3/8" MPT	155USE *
1/4"	3/8" Hose Barb	156USE *

<sup>1</sup>150USE is available in a display 12 pack (150USE-D12)

### 2-in-1 Safety Exhaust Couplers

Body Size	Connection	Model
3/8"	1/4" FPT	582USE *
3/8"	1/4" MPT	583USE *
3/8"	1/4" Hose Barb	585USE *
3/8"	3/8" FPT	580USE *
3/8"	3/8" MPT	581USE *
3/8"	3/8" Hose Barb	586USE *
3/8"	1/2" FPT	584USE *
3/8"	1/2" MPT	587USE *
3/8"	1/2" Hose Barb	588USE *

Body Size	Connection	Model
1/2"	3/8" FPT	123USE *
1/2"	3/8" MPT	121USE *
1/2"	3/8" Hose Barb	127USE *
1/2"	1/2" FPT	120USE *
1/2"	1/2" MPT	122USE *
1/2"	1/2" Hose Barb	128USE *
1/2"	3/4" FPT	124USE *
1/2"	3/4" MPT	129USE *
1/2"	3/4" Hose Barb	125USE *

## How the Universal Safety Exhaust Coupler Works

### CONNECTING



To connect, plug is easily inserted into coupler under zero pressure.



Black sleeve is pulled to start air flow.

### VENTING



Black sleeve is pushed up to stop air flow and safely vent downstream pressure.

### DISCONNECTING



Silver ring is pushed up to fully disconnect.



## Steel Couplers and Connectors

All-steel construction makes these quick disconnects an excellent choice for higher-impact and higher-vibration applications. The plating guards against corrosion and deterioration, while a drag guard helps prevent accidental coupler disconnection.

Body Size	Connection	Coupler Model	Connector Model	5 Pack Coupler	5 Pack Connector
1/4"	1/4" FPT ARO	140S	1401	140S-T5	1401-T5
1/4"	1/4" MPT ARO	142S	1402	142S-T5	1402-T5
1/4"	1/4" FPT Industrial	150S	1501	150S-T5	1501-T5
1/4"	1/4" MPT Industrial	152S	1502	152S-T5	1502-T5
1/4"	1/4" FPT Automotive	160S	1601	160S-T5	1601-T5
1/4"	1/4" MPT Automotive	162S	1602	162S-T5	1602-T5



## Straight Through Series

These straight through couplers and connectors contain no internal valving to reduce flow through the connection. The connector's wide bore also makes cleaning a snap. These couplers and connectors are ideal for fluid transfer lines, pressure washers and carpet cleaners.

Specifications	
psi Rating:	
1/4" Brass Coupler	5200 psi
3/8" Brass Coupler	2700 psi
1/2" Brass Coupler	2200 psi
Sleeve	Brass
Seals	Buna N
Temperature Range:	-40 °F to 250 °F

Connection	Material	Type	MPT Model	FPT Model
1/4"	Brass	Connector	1101STB	1102STB *
1/4"	Steel	Connector	1101STS	1102STS
3/8"	Brass	Connector	1103STB	1105STB *
3/8"	Steel	Connector	1103STS	1105STS
1/2"	Brass	Connector	1109STB	1110STB *
1/2"	Steel	Connector	1109STS	1110STS

Connection	Material	Type	MPT Model	FPT Model
1/4"	Brass	Coupler	112ST	110ST *
3/8"	Brass	Coupler	115ST	111ST *
1/2"	Brass	Coupler	119ST	117ST *



## Coilflow™ Contractors Water Hose Series

This series allows water hoses to be connected and disconnected quickly and easily. Maximum water flow and minimum pressure drop are ensured through its unvalved design, making it ideal for equipment and machine wash down systems, water tank lines and garden hose applications.

Specifications	
Thread Size	3/4" - 1 1/2" NH
Pressure Rating	200 psi
Operating Temperature	40 °F to 250 °F
Locking Device	4 Balls
Body	Brass
Spring	Stainless Steel
Locking Balls	Stainless Steel
Washer	Buna-N Nitrile

Body Size	Description	Model
3/4"	Coupler & Connector Set	100K *
3/4"	Coupler	100 *
3/4"	Connector	1001 *
3/4"	Washer (replacement only)	101W

Special molded washer is used on this coupler assembly.

## Brass Connectors

Available in brass, these connectors offer increased corrosion resistance when compared to zinc plated steel, but are softer and more susceptible to wear. (See page 37 for full list of connectors.)

Connection	Body Size	Industrial	Automotive
1/4" FPT	1/4"	1502B	1602B *
1/4" MPT	1/4"	1501B	1601B *



## Moldflow™ Series

The Moldflow Series of couplers and connectors is designed primarily for use in cooling injection molds. They are available in valved or nonvalved configurations. Compatible with other manufacturers' interchanges, these couplers and connectors are made from high quality brass with stainless steel balls, stainless steel valves and springs and silicone seals. Valved couplers come with a nickel-plated sleeve for easy identification.

**Note:** Valved couplers must be used with valved connectors for proper operation.

### Barb Couplers


Body Size	Hose I.D.	Straight Barb		90° Barb	45° Barb	
		Nonvalved	Valved ("V")	Nonvalved	Nonvalved	
1/4"	1/4"	6-204	6-204V	6-214	6-224	*
1/4"	3/8"	6-206	n/a	6-216	6-226	*
3/8"	3/8"	6-306	n/a	6-316	n/a	*
3/8"	1/2"	6-308	n/a	6-318	n/a	*

### Pipe Connectors


Body Size	Thread Size	Female Thread All Brass Model	Male Thread All Brass Model	Male Valve Thread All Brass Model	
1/4"	1/8" - 27" NPT	6-251F	6-251	n/a	*
1/4"	1/4" - 18" NPT	6-252F	6-252	6-252V	*
1/4"	3/8" - 18" NPT	6-253F	6-253	n/a	*
3/8"	1/4" - 18" NPT	6-352F	6-352	n/a	*
3/8"	3/8" - 18" NPT	6-353F	6-353	6-353V	*
3/8"	1/2" - 14" NPT	6-354F	6-354	n/a	*



6-204



6-214



6-224



6-251F



6-251





15CBG4F



24 Pack Display

## CoBlo™ Coupler Blow Gun

Our newest product, the Coilhose CoBlo™ is a combination quick coupling and blow gun in one! This convenient unit is perfect for metalworking or woodworking operations, which often produce shavings or sawdust making it difficult to view the work surface. A quick burst or two from the CoBlo™ allows the operator to get back to work quickly and easily without having to disconnect the tool, connect a dedicated blow gun and then reconnect the tool.

The CoBlo™ can be used with an air tool connected or disconnected and is currently available in our most popular 1/4" Industrial, Automotive, Megaflow® and ARO Interchanges.

- High quality six ball coupler with built-in blow gun, always ready to use
- Easy push button trigger
- Works with tool connected or disconnected
- Maximum working pressure: 120 psi
- Patent pending
- OSHA compliant

Body Size	Connection	Interchange	Description	Model
1/4"	1/4" Female NPT	Megaflow®	Coupler Blow Gun, Display	11CBG4F-DPB *
1/4"	1/4" Female NPT	ARO	Coupler Blow Gun, Display	14CBG4F-DPB *
1/4"	1/4" Female NPT	Industrial	Coupler Blow Gun, Display	15CBG4F-DPB *
1/4"	1/4" Female NPT	Automotive	Coupler Blow Gun, Display	16CBG4F-DPB *
1/4"	1/4" Female NPT	Megaflow®	Coupler Blow Gun, 24 Pack Display	11CBG4F-D24 *
1/4"	1/4" Female NPT	ARO	Coupler Blow Gun, 24 Pack Display	14CBG4F-D24 *
1/4"	1/4" Female NPT	Industrial	Coupler Blow Gun, 24 Pack Display	15CBG4F-D24 *
1/4"	1/4" Female NPT	Automotive	Coupler Blow Gun, 24 Pack Display	16CBG4F-D24 *



**COBLO™**  
COUPLER BLOW GUN



Scan with phone  
to watch video

**Coupler with  
built-in blow gun!**



# BLOW GUNS

COILHOSE  
PNEUMATICS

**REDI-BURST™**  
 POCKET BLOW GUN


RB-KIT


**REDI-BURST™ Pocket Blow Gun**

The Redi-Burst Pocket blow gun delivers the same performance as larger thumb-lever blow guns, but is much smaller. The Redi-Burst Pocket blow gun requires less storage space in a tool box and is portable enough to keep in a pocket or on a tool belt. The Redi-Burst Kit (RB-KIT) contains the pocket blow gun equipped with an OSHA compliant safety tip and a conical rubber tip.

- Engineered to deliver same performance as larger blow guns
- 1/4" NPT inlet
- Maximum inlet pressure: 150 psi
- Chrome-plated die cast zinc construction
- OSHA compliant when used with a Coilhose safety tip

The Redi-Burst accepts all standard 1/8" Coilhose Pneumatics blow gun tips (sold separately).



Description	Model
Pocket Blow Gun with Safety Tip & Conical Rubber Tip	RB-KIT *


**640 In-line Series Blow Guns**

These In-Line Blow Guns are compact, durable and provide maximum flow. The blow gun's small size and light weight make it ideal for at-the-tool use. This allows users to quickly clean off a workspace without changing tools. It's also durable - the chrome-plated zinc body will hold up in even the harshest environments. Ideal for use with pneumatic grinders and sanders.

- Designed to be installed directly onto an air hose
- Unique "full flow" straight through design will not restrict downstream air flow
- 1/4" supply ports; 1/8" nozzle port
- Made of zinc and chrome-plated for durability and superior corrosion resistance
- OSHA compliant when used with a Coilhose safety tip

Description	OSHA 1910.242B	OSHA 1910.95	Model
Inline Blow Gun with Safety Tip	Yes	Yes	640S *
Inline Blow Gun with Safety Rubber Tip	Yes	Yes	640SR *
Inline Blow Gun with Rubber Tip, Display	No	No	641 *

## 600 Series Blow Guns

Our 600 Series Blow Guns feature tough zinc die cast bodies that are made to last in even the harshest environments. The ergonomic design of the body and large operating lever reduce user fatigue and discomfort, even during long term use. Available in chrome-plated finish for an attractive appearance and superior corrosion resistance. The 600 Series Blow Guns are supplied with 1/4" NPT female inlet thread and 1/8" NPT female outlet thread. "S" suffix blow guns conform to OSHA standards for noise levels (1910.95) and less than 30 psi (1910.242B).

- Available with a wide selection of tips to fit any application
- Plated finish provides easy cleaning
- Tough die cast zinc bodies
- Maximum inlet pressure: 150 psi
- Four self-lubricating O-Rings prevent valve leakage, making blow gun repairs unnecessary
- OSHA compliant when used with a Coilhose safety tip



Safety (Standard) 600S-DL



Tamper Proof 600ST-DL



Safety Booster 600-SB



Safety Shield 600-SS



Rubber Tip 601



Brass Tip 605




Safety Extension 606-S



High Volume Safety 600V-S



Siphon Tip 602



Flexible Extension 600-FF12



Steel Brush 801

Specifications	
Pressure Rating:	150 psi
Operating Temperature:	32 °F to 175 °F
Body:	Die Cast Zinc (Chrome Plated)
Nozzle:	Brass
Thumb Grip:	Vinyl
Internal Components:	Brass

Tip Style	Model	
Safety (standard)	600S-DL	*
Safety (tamperproof)	600ST-DL	*
Safety Booster	600-SB	*
Safety Shield	600-SS	*
High Volume Safety	600V-S	*
Rubber	601	*
Siphon	602	*
Brass (standard)	605	*
3" Safety Extension	603-S	*
6" Safety Extension	606-S	*
8" Safety Extension	608-S	*
10" Safety Extension	610-S	*
12" Safety Extension	612-S	*
16" Safety Extension	616-S	*
18" Safety Extension	618-S	*
24" Safety Extension	624-S	*
30" Safety Extension	630-S	*
36" Safety Extension	636-S	*
6" Safety Flexible Extension	600-FF06	*
12" Safety Flexible Extension	600-FF12	*
Steel Brush	801	*



600P-S

#### Specifications

Pressure Rating:	150 psi
Operating Temperature:	32 °F to 175 °F
Body:	Die Cast Zinc
Nozzle:	Brass
Thumb Grip:	Vinyl
Internal Components:	Brass

## 600 Premium Series

Our 600 Series Premium Blow Guns have tough zinc die cast bodies and an ergonomic design plus a premium black finish for an attractive appearance and superior corrosion resistance. "S" suffix blow guns conform to OSHA standards for noise levels (1910.95) and less than 30 psi (1910.242B).

- Premium black finish provides enhanced corrosion resistance
- Available with a wide selection of tips to fit any application
- Tough die cast zinc bodies
- OSHA compliant when used with a Coilhose safety tip

Tip Style	Model	Tip Style	Model
Standard Safety	600P-S *	18" Safety Extension	618P-S *
High Volume Safety	600PV-S *	24" Safety Extension	624P-S *
3" Safety Extension	603P-S *	30" Safety Extension	630P-S *
6" Safety Extension	606P-S *	36" Safety Extension	636P-S *
8" Safety Extension	608P-S *	Tamperproof Safety	630P-ST-DL *
10" Safety Extension	610P-S *	No Tip	636P-X *
12" Safety Extension	612P-S *	Siphon	602P *
16" Safety Extension	616P-S *		



700-S

## 700 Series Pistol Grip

Coilhose Pneumatics 700 Series Blow Guns are manufactured from high quality aluminum castings to withstand the rigors of industrial use. The pistol grip design ensures user comfort even during long term use. Worker fatigue is minimized with a trigger type operating mechanism. Extra wide hanging hook provides additional finger protection. The 700 Series Blow Guns are supplied with 1/4" NPT female inlet thread and 1/8" NPT female outlet thread. "S" suffix blow guns conform to OSHA standards for noise levels (1910.95) and less than 30 psi (1910.242B).

- Pistol grip provides comfortable grip angle
- Vinyl handle covering increases user comfort while allowing a more positive grip
- Available with a wide selection of tips to fit any application
- OSHA compliant when used with a Coilhose safety tip

Tip Style	Model	Tip Style	Model
Safety (Standard)	700-S *	8" Safety Extension	708-S *
Safety Shield	700-SS *	10" Safety Extension	710-S *
Safety Booster	700-SB *	12" Safety Extension	712-S *
Safety Rubber	700-SR *	16" Safety Extension	716-S *
Conical Rubber	701 *	18" Safety Extension	718-S *
No Tip	700-NT *	24" Safety Extension	724-S *
Brass Non-Safety	705 *	30" Safety Extension	730-S *
3" Safety Extension	703-S *	36" Safety Extension	736-S *
6" Safety Extension	706-S *	Siphon Tip	702 *

### Repair Kit

Description	Model
700 Series Repair Kit	700RK *



700RK

## 770 Series Pistol Grip

Our Pistol Grip Blow Guns offer variable flow control and are lightweight, yet rugged. The 770 model is OSHA compliant. "S" suffix blow guns conform to OSHA standards for noise levels (1910.95) and less than 30 psi (1910.242B).

- Variable flow control for precise air delivery
- Lightweight and ergonomic design reduces user fatigue
- Brass reinforced inlet 1/4" FPT
- OSHA compliant when used with a Coilhose safety tip



Tip Style	770 Series	Tip Style	770 Series
770 Model		Brass Non-Safety	771-NS *
Standard	770-S *	3" Safety Extension	771-03S *
771 Model		6" Safety Extension	771-06S *
No Tip - Open (Accepts Blow Gun Replacement Tips)	771-NT *	8" Safety Extension	771-08S *
Safety	771-S *	10" Safety Extension	771-10S *
Safety Booster	771-SB *	12" Safety Extension	771-12S *
Safety Shield	771-SS *	16" Safety Extension	771-16S *
High Volume	771V-S *	18" Safety Extension	771-18S *
Rubber	771-RT *	24" Safety Extension	771-24S *
Safety Rubber	771-SR *	30" Safety Extension	771-30S *
		36" Safety Extension	771-36S *
		Siphon	771-SP *

All units feature a 1/4" NPT inlet and all accept 1/8" tips (except 770-S).



770-S  
The tip is a 6" fixed safety nozzle that **CAN NOT** be removed or replaced



771-S

## Button Blow Gun

Our button operated series of blow guns features a compact design and an economical alternative to the lever operated and pistol grip types. Their distinctive rugged black finish ensures long term protection against corrosion. Rugged construction enables these guns to withstand rough handling.

- Compact, ergonomic design
- Black coating provides enhanced corrosion resistance
- Maximum input pressure: 150 psi
- 1/4" NPT inlet
- Made in USA
- OSHA compliant when used with a Coilhose safety tip

Tip Style	Model
Safety Brass Tip	660-S *
Safety Rubber Tip	660-SR *
Brass Tip	665 *
Conical Rubber Tip	661 *



660-S



660-SR




665



661



**WARNING!** This product can expose you to chemicals including lead, which is known to the State of California to cause cancer and birth defects or other reproductive harm. For more information go to [www.P65Warnings.ca.gov](http://www.P65Warnings.ca.gov). **Wash hands after handling.**



## Blow Gun Tips

All of the tips are compatible with the 600, 700, 771, Redi-Burst and CEG Series of blow guns with 1/8" threads.

These tips also fit the Typhoon (with HFN-ADP Adapter from page 52) to allow users to fully customize their blow guns.

Models designated as "Safety" are OSHA compliant.

Description	Model	Description	Model
Single Safety Nozzle	ST10 *	.050 X 1-3/16" Needle Tip	SNT-2 *
Safety Booster	ST11 *	.072 X 1-3/4" Needle Tip	SNT-3 *
Safety Shield	ST12 *	.095 X 2-15/32" Needle Tip	SNT-4 *
Safety Rubber Tip	ST16 *	.134 X 2-3/4" Needle Tip	SNT-5 *
High Volume Safety Tip	SVT10 *	Steel Blow Gun Brush	811 *
Conical Rubber Tip	SAT13 *	Nylon Blow Gun Brush	822 *
Siphon Blow Gun Tip	SAT14 *	7" Flexlink Safety Extension	FLX7
Brass Non-Safety Tip	SAT15 *	45° Angle Tip	SAT45-DPB *
.042 X 15/16" Needle Tip	SNT-1 *	Needle Tip Kit	SNT-KIT-DPB *

## Blow Gun Extensions

Extend the reach of your blow gun with these extensions.

Models designated as "Safety" are OSHA compliant.



Description	Model
3" Safety Blow Gun Extension	ST203 *
6" Safety Blow Gun Extension	ST206 *
8" Safety Blow Gun Extension	ST208 *
10" Safety Blow Gun Extension	ST210 *
12" Safety Blow Gun Extension	ST212 *
16" Safety Blow Gun Extension	ST216 *
18" Safety Blow Gun Extension	ST218 *
24" Safety Blow Gun Extension	ST224 *
30" Safety Blow Gun Extension	ST230 *
36" Safety Blow Gun Extension	ST236 *
6" Bendable Safety Blow Gun Extension	STFF06 *
12" Bendable Safety Blow Gun Extension	STFF12 *
32" Telescoping Safety Extension	STT32



ST17-KIT  
Safety Side Nozzle Radiator Cleaning Tip Kit



Typhoon & CEG with  
Radiator Cleaning Tip Kit attached  
(blow guns & extensions sold separately)

## Safety Side Nozzle Radiator Cleaning Tip Kit

The safety side nozzle tip kit cleans radiators, condensers, air filters and heat exchangers with compressed air. This accessory can help extend the life of air filters between services, reduce coolant temperatures by blowing debris out between radiator fins and enhance the cooling capacity of your air conditioning condenser by removing debris to improve airflow.

- Beveled tip prevents damaging delicate aluminum fins
- O-Ring allows for rotation of tip, no need to twist your arm
- Adapts to both CEG and Typhoon blow gun extensions

Description	Model
Safety Side Nozzle Tip Kit	ST17-KIT *

## CEG® Blow Gun

The Coilhose Ergonomic Blow Gun is specially designed for user comfort. Additionally, the valve and tip design provides nearly twice the flow of a standard blow gun. An ergonomic shape, along with a molded thermoplastic grip, provides hours of comfortable use. This blow gun series accepts standard 1/8" tips, but works best with the CEG style tip.

- Ergonomic shape and thermoplastic grip enhance comfort
- Higher flow than guns of similar size
- Accepts standard Coilhose 1/8" tips
- 1/4" NPT inlet
- Maximum input pressure: 150 psi
- OSHA compliant when used with a Coilhose safety tip

Tip Style	Model
CEG High Flow Safety	CEG-1H-CS *
6" CEG High Flow Safety	CEG-06SH-DPB *
12" CEG High Flow Safety	CEG-12SH-DPB *
24" CEG High Flow Safety	CEG-24SH-DPB *
36" CEG High Flow Safety	CEG-36SH-DPB *

## CEG® Tips and Extensions

Extend the reach of your blow gun with these extensions. CEG style extensions will allow the installation of nozzles shown on page 48.

- OSHA compliant when used with a Coilhose safety tip

Description	Model
CEG Safety Nozzle	CEG-STH *
CEG Blow Gun 6" Extension	CEG-06-DPB *
CEG Blow Gun 12" Extension	CEG-12-DPB *
CEG Blow Gun 24" Extension	CEG-24-DPB *
CEG Blow Gun 36" Extension	CEG-36-DPB *



CEG-1H-CS



CEG-12SH-DPB

CEG-STH  
CEG Safety Nozzle

CEG-12-DPB

## Air Bullet Blow Gun

This unique push-to-activate blow gun easily blows out lines, pipes, tubes and other hard-to-reach areas. It can also be used as a standard blow gun by pulling back on the knurled nozzle. Air flow stops when the knurled nozzle is released and slides back into place.

- Unique design ideal for flushing out fluid lines or tubes
- Brass construction; rubber conical tip; standard 1/4" FPT in-port

Tip Style	770 Series
Air Bullet Blow Gun	812 *
Air Bullet Blow Gun, Display Pkg	812-DL *
Air Bullet Blow Gun, 12" Ext, Display Bag	812-12-DPB *
Air Bullet Blow Gun, 24" Ext, Display Bag	812-24-DPB *
Air Bullet Blow Gun, 36" Ext, Display Bag	812-36-DPB *



812

## Typhoon® Blow Gun



TYP-2500CS



TYP-2501CS



TYP2512



TYP-3800MJ

## Typhoon® Blow Gun

The Typhoon blow gun has made a name for itself by providing a powerful thrust of OSHA compliant performance. This pistol grip blow gun employs a unique tip and trigger design. The Typhoon's tip uses an engineering principle known as the "Coandă Effect" to generate its incredible air flow.

## Typhoon Pro®

For the most demanding users, the Typhoon Pro features an all metal, plated construction for durability and easy cleanup.

Both models feature:

- High volume tip provides up to 2.1 lb of thrust and a variable flow trigger for controlled blow-off
- Die cast aluminum construction
- 1/4" FPT inlet
- Maximum input pressure: 150 psi
- OSHA compliant when used with a Coilhose safety tip



Tip Style	Typhoon	Typhoon Pro	
High Flow Safety	TYP-2500CS	TYP-2501CS	*
6" High Flow Safety	TYP2506	TYP2501-06	*
12" High Flow Safety	TYP2512	TYP2501-12	*
18" High Flow Safety	TYP2518	TYP2501-18	*
24" High Flow Safety	TYP2524	TYP2501-24	*
36" High Flow Safety	TYP2536	TYP2501-36	*
48" High Flow Safety	TYP2548	TYP2501-48	*
60" High Flow Safety	TYP2560		*
72" High Flow Safety	TYP2572	TYP2501-72	*
Safety Rubber Tip	TYP-2500SRT		*
24" Angled High Flow Safety	TYP2524-X45	TYP2501-24X45	*
48" Angled High Flow Safety	TYP2548-X45		*

## Typhoon Multi-Jet®

Expanding upon the design of the Typhoon, the Multi-Jet employs 3 nozzles in a unique arrangement and a 3/8" FPT inlet, which adds even more air flow.

- Multi-Jet tip provides up to 3.1 lb of thrust and a variable flow trigger for controlled blow-off
- Die cast aluminum construction
- Maximum input pressure: 150 psi
- OSHA compliant when used with a Coilhose safety tip



Tip Style	Model	
Multi-Jet Safety & Single Nozzle	TYP-3800CS	*
Multi-Jet Safety	TYP-3800MJ	*
6" Multi-Jet Safety	TYP3806	*
12" Multi-Jet Safety	TYP3812	*
18" Multi-Jet Safety	TYP3818	*
24" Multi-Jet Safety	TYP3824	*
36" Multi-Jet Safety	TYP3836	*
48" Multi-Jet Safety	TYP3848	*
60" Multi-Jet Safety	TYP3860	*
72" Multi-Jet Safety	TYP3872	*

## Typhoon® Tips and Accessories

### Typhoon Tips

Description	Model	Description	Model
1" Extension Female Coupling	EXT-1-DL	Typhoon Steel Brush	HFN-BT11-DPB *
High Flow Safety Nozzle, FPT	HFN-00F-DL	Typhoon Nylon Brush	HFN-BT12-DPB *
High Flow Safety Nozzle, MPT	HFN-00M-DL	Typhoon Laval Flow Nozzle	HFN-PT-DPB *
Pro High Flow Safety Nozzle, FPT	HFN-11F-DL *	Typhoon Scraper Tip	HFN-ST-DPB *
Pro High Flow Safety Nozzle, MPT	HFN-11M-DL *	Typhoon Multi-Jet Nozzle	MJN-0-DL
Typhoon 1/8" Tip Adapter	HFN-ADP *	Typhoon 45° Angle High Flow Tip	EXT45-DPB *

### Typhoon Extensions

Length	Extension without Tip	Extension with Tip	Angled Extension with Tip	Extension with Multi-Jet
2"	EXT-2-DL			
6"	EXT-6-DPB	EXT06CN-DPB	EXT06CN45-DPB	EXT06MJ-DPB
12"	EXT-12-DPB	EXT12CN-DPB	EXT12CN45-DPB	EXT12MJ-DPB
18"	EXT-18-DPB	EXT18CN-DPB	EXT18CN45-DPB	EXT18MJ-DPB
24"	EXT-24-DPB	EXT24CN-DPB	EXT24CN45-DPB	EXT24MJ-DPB
36"	EXT-36-DPB	EXT36CN-DPB		EXT36MJ-DPB
48"	EXT-48-DPB	EXT48CN-DPB		EXT48MJ-DPB
60"	EXT-60-DPB	EXT60CN-DPB		EXT60MJ-DPB
72"	EXT-72-DPB	EXT72CN-DPB		EXT72MJ-DPB



## Typhoon® Tip Assortment Kit


This kit provides a convenient assortment of commonly used 1/8" tips. The included Typhoon Adapter (HFN-ADP) adapts standard 1/8" tips to the Typhoon Series allowing for more flexibility.


Maximize the versatility of your Typhoon

- (3) Needle Tips (SNT-2, SNT-3, SNT-4 - see page 48 for sizes)
- (1) Safety Rubber Tip (ST16 - page 48)
- (1) Conical Rubber Tip (SAT13 - page 48)
- (1) Typhoon Adapter (HFN-ADP - page 51)

Description	Model
Typhoon Tip Assortment Kit	TYP-TK01 *

## Typhoon® Tips and Accessories System





## Typhoon® Evictor

Clean out holes drilled in cement or other media with the Typhoon Evictor. Featuring a unique tip design that directs the flow of debris out of the hole.

Description	Model
Typhoon Evictor Tip	THN24-DPB *
Typhoon Evictor Blow Gun Assembly	TYP2501-24HN *



## Typhoon® Siphon Nozzle

Spray water, cleaner and other fluids under pressure with the Typhoon Siphon Nozzle. Featuring an adjustable flow for the media you are using. Use for many commercial and industrial applications involving clean up or wash down. Includes an 8' polyvinyl tube, a sinker to keep hose in the solution, an extension tip and a flow control.

Description	Model
Typhoon Siphon Nozzle	TSN16-PB *



## Typhoon Caddy™

The Typhoon Caddy holds your Typhoon blow gun and tips when not in use. The Caddy includes two tips (conical rubber SAT13 and needle tip SNT-3) and the Typhoon adapter (HFN-ADP adapts to accept standard 1/8" tips). The magnet on the back secures it to metal surfaces in a work space, keeping it handy and close by when needed. The Caddy also has mounting holes that can be used to mount to surfaces using fasteners.

- Stores your Typhoon blow gun and tips safely
- Includes and holds two tips and the Typhoon adapter
- Magnet on the back to quickly secure to metal surfaces
- Mounting holes to install on wood or drywall

The Perfect Partner for Your Typhoon Blow Gun!

Description	Model
Typhoon Caddy, Conical Rubber Tip, Needle Tip, Typhoon Adapter	TH-KIT *
Typhoon Blow Gun (TYP-2500CS) & Typhoon Caddy (TYP-KIT) Value Pack	TYP-PACK *



## CANNON® High Volume Blow Gun

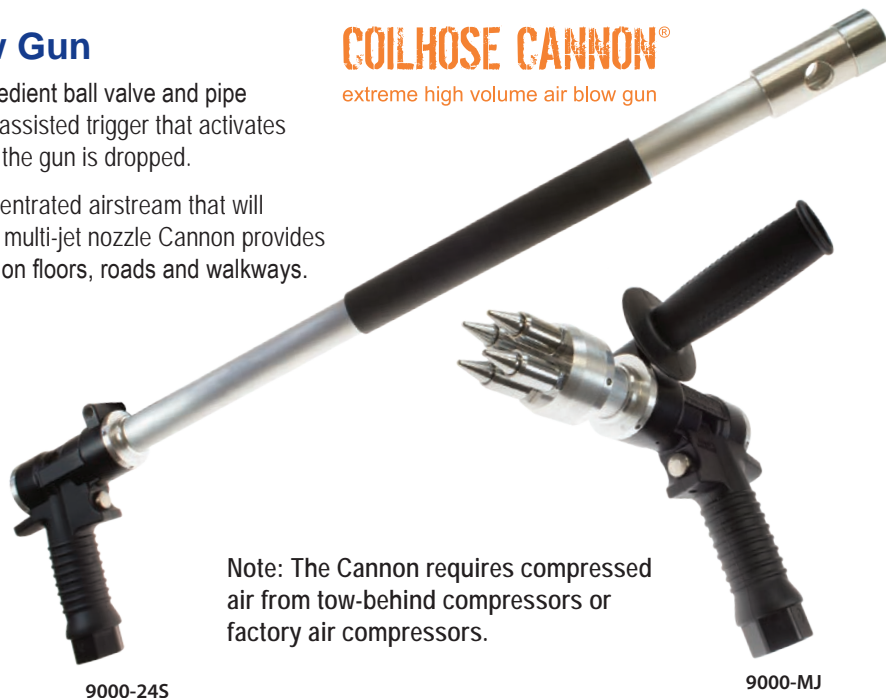
The Cannon is a safer alternative to the field expedient ball valve and pipe often seen on job sites. The Cannon features an assisted trigger that activates with little pull weight and will shut off in the event the gun is dropped.

The single nozzle Cannon provides a more concentrated airstream that will remove debris from cracks and corners while the multi-jet nozzle Cannon provides a broader "wall" of air that will clear away debris on floors, roads and walkways.

- 3/4" NPT inlet
- Air assisted trigger
- OSHA compliant

Specifications	9000-48S	9000-MJ
Inlet	3/4" FPT	3/4" FPT
Noise Level @100 psi	110 dB	91 dB
Max Input Pressure	125 psi	125 psi

Length	Single Safety Nozzle Model	Multi-Jet Safety Nozzle Model
2"	9000-S	9000-MJ *
24"	9000-24S	9000-24MJ *
48"	9000-48S	9000-48MJ *



Note: The Cannon requires compressed air from tow-behind compressors or factory air compressors.

## CANNON® Accessories

Description	Model
Cannon Grip Handle	9100-14
2" Cannon Extension	9200-EXT02
24" Cannon Extension	9200-EXT24
48" Cannon Extension	9200-EXT48
Single Safety Nozzle	9400 *
Multi-Jet Nozzle	9700 *



## CANNON® Service Kit

The Cannon benefits from the ability to be serviced and rebuilt as needed. This kit provides users the parts to replace the internals of the Cannon that are occasionally worn from the introduction of foreign objects and debris.

Description	Model
Cannon Service Kit	9000-CSK *



## CANNON® Trigger Kit

The Cannon trigger kit provides the ability to operate the Cannon while wearing heavy gloves. Rather than using the trigger finger to activate the Cannon, the user's entire hand is used. Each kit contains: Trigger Assembly Pin, O-Rings, Bushing, Hex Screws, 1/8" Allen Wrench and Instructions.

Description	Model
Cannon Trigger Kit	9100-T *





BG-KITC

## Deluxe Blow Gun Kit

The deluxe blow gun kit offers serious users our bestselling 771 Series blow gun along with a tip for virtually every application. The kit also includes industrial and automotive interchange connectors so that the blow gun is ready for use right out of the box.

- Durable and compact for easy storage in a work area or tool box.
- Gun features a brass-reinforced 1/4" FPT inlet.
- Contents lock into place within the kit to ensure that they remain stationary and undamaged when not in use.

The deluxe blow gun kit includes the following:

**Blow Gun:** 771 Pistol Grip Blow Gun

**Tips:** Non-Safety Tip, Standard Safety Tip\*, Safety Booster Tip\*, High Volume Safety Tip\*, Inflator Tip, Rubber Tip, Assortment of Five Needle Tips and 10" Safety Extension Tip\*

**Connectors:** Industrial Interchange Connector and Automotive Interchange Connector

\*These tips meet or exceed OSHA specifications.

Description	Model
Deluxe Blow Gun Kit	BG-KITC *



BG-KITCST

## Ultimate Blow Gun Kit

Like the deluxe model, the ultimate blow gun kit is compact, durable and includes a wide range of tips. Its distinguishing feature is the tough, transparent window which allows users to view the kit's contents.

- Strong, transparent cover allows users to see kit contents.
- Durable and compact for easy storage in a work area or toolbox.
- Gun features a brass-reinforced 1/4" FPT inlet.
- Contents lock into place within the kit to ensure that they remain stationary and undamaged when not in use.

The ultimate blow gun kit includes the following:

**Blow Gun:** 771 Pistol Grip Blow Gun

**Tips:** Non-Safety Tip, Standard Safety Tip\*, Safety Booster Tip\*, High Volume Safety Tip\*, Inflator Tip, Rubber Tip, Assortment of Five Needle Tips and 10" Safety Extension Tip\*

**Connectors:** Industrial Interchange Connector and Automotive Interchange Connector

\*These tips meet or exceed OSHA specifications.

Description	Model
Ultimate Blow Gun Kit	BG-KITCST *



FILTERS, REGULATORS  
& LUBRICATORS

## Introduction

A well planned compressed air system is vital to efficient overall operation. Improper tool operation, higher costs per unit of compressed air and reduced component life are a few of the problems created by an inefficient system. This results in the loss of millions of industry dollars.

Five key components to an efficient compressed air system are the filter, regulator, lubricator, dryer and drain. When properly sized, installed and maintained, these units play a critical role in achieving optimum performance in the system. **As a rule, no more than two devices should be serviced by a single filter, regulator, lubricator or dryer.**

### Filters:

It is inevitable that impurities will make their way into the air distribution lines in any system. Pipe scale, rust, moisture, compressor oil, pipe compound and dirt are some of the contaminants that can damage valve parts and other close fitting parts of downstream devices.

A filter will remove all foreign matter and allow clean dry air to flow freely. It should be installed in the line upstream from all working devices and in such a way that it cannot be bypassed to avoid damage to those devices.

The filter capacity should be large enough to handle the required flow of air. In order to properly size a filter for a particular application, the maximum allowable pressure drop that can be caused by the filter should be established.

### Regulators:

Pneumatic equipment is designed to operate properly at a certain pressure. Although most equipment will run at pressure higher than recommended, the excess force, torque and wear can shorten the equipment's life and waste compressed air. A regulator will provide a constant set flow of air pressure at its outlet, ensuring optimum operation and life of the downstream equipment.

The size of the regulator is determined by the downstream flow and pressure requirements. While an undersized regulator will not be able to provide the required air pressure during maximum flow conditions, an oversized regulator will be more costly than necessary to do the job.

### Lubricators:

Most moving parts require some form of lubrication. The high costs of inefficiently running equipment and repair expenses make the addition of an air line lubricator an economical practice. Lubricators store oil and

inject a preset amount of oil mist, or fog, into the air stream which is then delivered to the downstream device.

The size of the lubricator for a particular application is determined by the downstream requirements. The charts provided for the various lubricators in the catalog will determine the pressure drop at the required flow rate and pressure. The pressure drop should be no greater than 5 PSID. A larger lubricator should be used if the pressure drop is over 5 PSID.

Special attention should be paid to the compatibility of the lubricants used in the system and the materials in the lubricator, especially where plastic reservoirs (bowls) are concerned. Should there be any question regarding their compatibility, consult the factory or use a metal reservoir.

### Desiccant Air Dryers:

The presence of water or moisture in an air line system is undesirable because of the damage it can do to pneumatic tools, cylinders, valves and other components. When air is compressed, both its temperature and capacity to hold moisture are increased. As the air moves downstream and cools to the "dew point," the moisture condenses into drops of water (liquid condensate). Although much of this liquid can be removed through the use of filters, drip legs and drain traps, water vapor and aerosols will remain in the line.

The most reliable and cost efficient method of removing this residual vapor and aerosols is with a desiccant air dryer. These units are especially effective for protecting laboratory instrumentation, spray painting operations and air lines that are exposed to freezing conditions.

### Mechanical Condensate Drains:

Condensation accumulated from compressor tanks, filters, drip legs, aftercoolers, dryers or other devices must be drained off so it does not flood the system. As a means of eliminating the chore of manually draining this liquid build-up from numerous collection points, a mechanical condensate drain will do it automatically while minimizing air loss. As the liquid level inside the collection bowl rises, a float is lifted and opens the drain valve. The liquid accumulated inside the bowl is then discharged at line pressure.

Coilhose offers a wide and diversified line of air preparation units to satisfy the requirements of any air line system in the most efficient and economical manner.

## Sizing

Determining the correct filter, regulator or lubricator to use in an application can seem complicated. **A simple checklist of information can help.**

**SCFM (Standard Cubic Feet per Minute):** Also known as flow, this is the actual volume of air required.

**Supply pressure:** What is the supply pressure from the compressor? (Note: This can vary depending on where the application is in the system.)

**Pipe size:** What is the pipe size of the supply piping?

**Filtration requirements:** How clean should the air be for the application?

**Pressure requirements:** What pressure will the application operate best?

**Pressure drop:** What is the allowable pressure drop?

**Lubrication requirements:** Does the application require lubrication?

**Application requirements:** Are there any special application needs?

**System capacity:** Does the overall pneumatic system have the capacity to meet all application needs?

**Necessary information for sizing filters, regulators and lubricators include:**

Pipe Size

Allowable pressure drop

SCFM

Supply pressure



## Filter, Regulator, Lubricator Comparison Guide

Series & Port Size	Supply Pressure	Filters		Regulators		Lubricators	
		Filter CFM	psi Drop	Regulator CFM at 75 psi	psi Drop	Lubricator CFM	psi Drop
Economy 1/4"	80 psi			7	5		
Mini 1/8" & 1/4"	100 psi	25	4.5	2.5	5	14	5
Mini Pro 1/8" & 1/4"	100 psi	25	4.5	2.5	5	14	5
26 Series 1/4"	100 psi	48	5	9	5	23	5
26 Series 3/8"	100 psi	65	5	10	5	33	5
27 Series 3/8"	100 psi	102	5	20	5	60	5
27 Series 1/2"	100 psi	127	5	20	5	160	5
27 Series 3/4"	100 psi	125	5	20	5	160	5
Heavy Duty 1/4" & 3/8"	80 psi	42	2.5	20	5	30	5
Heavy Duty 1/2"	80 psi	85	2.5	40	5	60	5
Heavy Duty 3/4" & 1"	80 psi	170	2.5	80	5	120	5
General Purpose 1/4"	100 psi	55	5	20	5	58	5
General Purpose 3/8"	100 psi	75	5	20	5	90	5
General Purpose 1/2"	100 psi	107	5	40	5	130	5
General Purpose 3/4"	100 psi	260	5	80	5	290	5
General Purpose 1"	100 psi	350	5	80	5	320	5
General Purpose 1-1/2"	100 psi	380	5	80	5	575	5
General Purpose 2"	100 psi	1125	5				



ER02



ER02-G

## Economy Regulators

The Economy Regulator provides users with accurate yet cost-effective air regulation. This compact unit is designed for a long service life and features a rugged die cast zinc body and a high-impact plastic adjusting knob.

- Lightweight
- Reliable self-relieving piston design
- Regulates between 5-125 psi
- Flow is 18 CFM at 100 psi

SPECIFICATIONS	
Max Supply Pressure	150 psi
Max Operating Temp	250 °F
Height	1.57"
Diameter	1.68"

Pipe Size	Description	Model
1/4"	1/4" Economy Regulator	ER02 *
1/4"	Economy Regulator, Gauge, 1/4" Industrial 6 Ball Coupler & Connector	ER02-15X *
1/4"	Economy Regulator, Gauge, 1/4" Automotive 6 Ball Coupler & Connector	ER02-16X *
1/4"	1/4" Economy Regulator w/ Gauge	ER02-G *

## In-Line Series

The In-Line Series filters, regulators and lubricators are designed to increase air tool life expectancy by providing filtration, regulation and lubrication at the tool. These economical units are particularly useful when it is difficult to maintain air quality over long distances or when a tool is used in multiple locations. All units have female inlet threads and male outlet threads. This series is ideal for air nailers, staplers and other small pneumatic tools.



4214-90PS

## Preset In-Line Pressure Regulators

The In-Line Pressure Regulators are designed to protect intermittently operated air tools against damage caused by over-pressurization. The Preset In-Line Regulator is preset at the factory for tamperproof operation. Made of brass.

- Setting will not change due to vibration
- Compact size is lightweight and is designed to be part of the tool
- Accurate factory setting eliminates need for gauge
- In port screen helps filter out harmful debris

SPECIFICATIONS	
Max Supply Pressure	150 psi
Operating Pressure	Preset
Max Operating Temp	175 °F
Material	Brass
Accuracy	+/- 2.5 psi at 125 psi
Length	2.88"
Diameter	0.88"

NPT	psi	Model
1/4"	70 psi	4214-70PS *
1/4"	80 psi	4214-80PS *
1/4"	90 psi	4214-90PS *
1/4"	100 psi	4214-100PS *

Note: Not recommended for high volume air tools. For use with nailers, staplers and other intermittent air tools.



4214-ADJ

## Adjustable In-Line Pressure Regulators

The Adjustable In-Line Regulator allows the user to select desired pressure and lock the setting in place.

- Available in 1/4" and 3/8" body sizes
- Adjustable pressure setting allows custom setting for various tools or applications
- Compact size is lightweight and is designed to be part of the tool
- In port screen helps filter out harmful debris

SPECIFICATIONS	
Max Supply Pressure	150 psi
Operating Pressure	50-145 psi
Max Operating Temp	175 °F
Material	Anodized Aluminum
Accuracy	+/- 2.5 psi at 125 psi

Item 4214-ADJ (1/4" NPT)	
Length	2.88"
Diameter	0.88"
Weight	3 oz

Item 4238-ADJ (3/8" NPT)	
Length	3.75"
Diameter	1.12"
Weight	4 oz

NPT	psi	Model
1/4"	50-145	4214-ADJ *
3/8"	50-145	4238-ADJ *

Note: Not recommended for high volume air tools. For use with nailers, staplers and other intermittent air tools.

## In-Line Flow Regulators

In-Line Flow Regulators control the volume of air reaching the air tool. These units are useful for fine-tuning air tool performance when supply air pressure is at the correct level.

- O-Ring seals on adjustment knob
- Lightweight, aluminum body
- Available in 1/4" and 3/8" body sizes
- 1/4" body size available with or without gauge

SPECIFICATIONS	
Max Supply Pressure	150 psi
Max Temperature	175 °F
Length	1.87"
Diameter	3/4" Hex

NPT	Model
1/4"	4002
1/4"	4012G <sup>1</sup> *
3/8"	4003

<sup>1</sup> Unit supplied with 1-1/2" dial gauge (0-160 psi) which is Coilhose model MG12160.



4002



4012G



ILF28

## In-Line Filters

These In-Line Filters protect and extend the life of tools. A sintered bronze filter element removes debris down to 40 microns. This In-Line Filter is also serviceable and can be easily cleaned. The unit's compact and lightweight design makes it ideal for point-of-use installation immediately upstream of air tools such as impact wrenches, grinders and screwdrivers.

- 40-micron sintered bronze filter element
- Removes debris and contaminants which can damage the tool
- Anodized aluminum body resists corrosion

SPECIFICATIONS	
Operating Temp Range	35 °F to 200 °F
Body Material	Anodized Aluminum

NPT	Length	Hex	Model
1/8"	2-3/16"	3/4"	ILF18 *
1/4"	2-3/16"	3/4"	ILF28 *
3/8"	2-5/16"	7/8"	ILF38 *
1/2"	3-13/16"	1-1/2"	ILF48 *

## In-Line Lubricators

In-Line Lubricators provide at-the-tool lubrication to keep tools running at peak efficiency. They are an effective alternative to larger more costly units that may not deliver lubricant to the tool due to excessive line length. Available in 5.0 cc and 7.5 cc lubricant capacity.

- Provides at-the-tool lubrication
- Measured amount of oil mist with each cycle
- Filtration screen prevents line debris from contaminating oil
- 7.5 cc models feature a sightglass for easily checking oil level

Specs: 40014 & 40038		
	40014	40038
Oil Capacity	5.0 cc	5.0 cc
Length	3"	3"
Diameter	1-1/3"	1-1/3"

Specs: 50014 & 50038		
	50014	50038
Oil Capacity	7.5 cc	7.5 cc
Length	2"	2"
Diameter	3-1/4"	3-1/4"

SPECIFICATIONS	
Max Supply Pressure	150 psi
Max Operating Temp	250 °F
Body	Anodized Aluminum
Fill Cap	Brass

NPT	Capacity	Model
1/4"	5.0 cc	40014 *
3/8"	5.0 cc	40038 *
1/4"	7.5 cc	50014 *
3/8"	7.5 cc	50038 *

Note: Not recommended for high volume air tools. For use with nailers, staplers and other intermittent air tools.



40014



50014



**WARNING!** This product can expose you to chemicals including lead, which is known to the State of California to cause cancer and birth defects or other reproductive harm. For more information go to [www.P65Warnings.ca.gov](http://www.P65Warnings.ca.gov). **Wash hands after handling.**



MF2-M

## Miniature Series Filters

The Miniature Series Filters are designed for applications where space is limited and flow requirements are low. They excel in control panels and miniature circuitry. Each unit can be disassembled by hand for easy maintenance.

- Compact size
- Available in 1/8" or 1/4" ports
- Tough die cast zinc body
- 20 micron or 5 micron filter element
- Manual drain for quick and easy fluid removal
- Metal bowl option
- 1.5 oz bowl capacity

### SCFM FLOW RATE

SUPPLY PRESSURE	PRESSURE DROP				
	1	2	3	4	5
25 psi	7	10	12.5	15	17
50 psi	9	13	16	19	21
75 psi	11	15.5	19.5	22	24.5
100 psi	13	17.5	21	24.5	26

Note: All values are approximate.

### PART NUMBER STRUCTURE MF2-MX

Pipe Size	Model	Suffix	Option
1/8" FPT	MF1	*	M Metal Bowl
1/4" FPT	MF2	*	X 5 Micron Filter Element

Options are added after the model number, by adding a dash followed by the corresponding suffix(es) in alphabetical order.

SPECIFICATIONS	
Maximum Supply Pressure:	
Plastic Bowl	150 psi
Metal Bowl	250 psi
Maximum Operating Temp:	
Plastic Bowl	120 °F
Metal Bowl	250 °F
Filter Element:	
Standard	20 Micron
Optional	5 Micron
Materials:	
Plastic Bowl	Polycarbonate
Metal Bowl	Zinc Die Cast
Body	Zinc Die Cast
Filter Element	Porous Polypropylene
Height	4"
Maximum Diameter	1-1/2"
Bowl Capacity	1.5 oz

**WARNING:** Although polycarbonate bowls are capable of withstanding extreme physical abuse, they are susceptible to damage and may possibly burst when subjected to some cleaning products and synthetic oils, particularly phosphate esters. Should there be any questions regarding their compatibility with your applications, consult the factory or use a metal bowl.



MC1

## Miniature Series Coalescing Filters

Miniature Series Coalescing Filters can remove 99.97% of solids and fluids down to 0.3 microns, and are designed to be utilized in small spaces with limited flow requirements. Equipped standard with a 0.3 micron filter element and polycarbonate bowl.

- Compact size
- Removes 99.97% of solids and fluids down to 0.3 microns
- Tough die cast zinc body
- Manual drain for quick and easy fluid removal
- Metal bowl option
- 1.5 oz bowl capacity

### SCFM AT 1.5 PSID PRESSURE DROP

SUPPLY PRESSURE	SCFM	SUPPLY PRESSURE	SCFM
10 psi	2.4	60 psi	7.2
20 psi	3.3	80 psi	9.1
30 psi	4.3	100 psi	11.0
40 psi	5.2	120 psi	12.9
50 psi	6.2	140 psi	14.8

Note: All values are approximate.

### PART NUMBER STRUCTURE MC1-M

Pipe Size	Model	Suffix	Option
1/8" FPT	MC1	*	M Metal Bowl
1/4" FPT	MC2	*	

Options are added after the model number, by adding a dash followed by the corresponding suffix(es) in alphabetical order.

Note: Coalescing Filters should always be used in conjunction with a pre-filter.

SPECIFICATIONS	
Maximum Supply Pressure:	
Plastic Bowl	150 psi
Metal Bowl	250 psi
Maximum Operating Temp:	
Plastic Bowl	120 °F
Metal Bowl	250 °F
Materials:	
Plastic Bowl	Polycarbonate
Metal Bowl	Zinc Die Cast
Body	Zinc Die Cast
Filter Element	Borosilicate Fibers & Felt
Height	5"
Maximum Diameter	1-1/2"
Bowl Capacity	1.5 oz

**WARNING:** Although polycarbonate bowls are capable of withstanding extreme physical abuse, they are susceptible to damage and may possibly burst when subjected to some cleaning products and synthetic oils, particularly phosphate esters. Should there be any questions regarding their compatibility with your applications, consult the factory or use a metal bowl.

## Miniature Series Regulators

The Miniature Series Regulators are designed for applications where space is limited and flow requirements are low. They excel in control panels and miniature circuitry. Each unit can be disassembled by hand for easy maintenance.

- Available in 0-125 psi, 0-50 psi or 0-20 psi pressure ranges
- Reliable low friction "U" cup piston seal
- 1/8" gauge ports can be used for secondary outlets
- Built in self-relieving feature prevents excessive downstream pressure build-up
- Adjusting knob locks in place to maintain pressure setting
- Panel mount and gauge options available

### PART NUMBER STRUCTURE MR2-GJP

Pipe Size	Model	Suffix	Option
1/8" FPT	MR1	*	G Gauge
1/4" FPT	MR2	*	J Extra Low Pressure Spring (0-20)
		L	Low Pressure Spring (0-50)
		P	Panel Mount

Options are added after the model number, by adding a dash followed by the corresponding suffix(es) in alphabetical order. Not all options are available, please check [www.coilhose.com](http://www.coilhose.com) for complete product offering.



MR1

MR2-G

SPECIFICATIONS	
Maximum Supply Pressure	250 psi
Maximum Temp	250 °F
Materials:	
Adjusting Knob	High-Impact Plastic
Body	Zinc Die Cast
Height	2-7/8"
Maximum Diameter	1-1/2"
Regulator Pressure Ranges:	0-125 Standard 0-50 Optional 0-20 Optional

#### SCFM - SUPPLY 100 PSI

REGULATED PRESSURE	PRESSURE DROP		
	5	10	15
25 psi	4	8	11
50 psi	3	9	11
75 psi	2	6	9

Note: All values are approximate.

## Miniature Series Lubricators

The Miniature Series Lubricators are designed for applications where space is limited and flow requirements are low. They excel in control panels and miniature circuitry. Each unit can be disassembled by hand for easy maintenance.

- Adjustment cap is removable to lock delivery rate in place.
- Oil delivery is constant with both steady and pulsating air flows.
- Clear drip tube gives visual indication of oil flow.
- Metal bowl option.

### PART NUMBER STRUCTURE ML2-M

Pipe Size	Model	Suffix	Option
1/8" FPT	ML1	*	M Metal Bowl
1/4" FPT	ML2	*	

Options are added after the model number, by adding a dash followed by the corresponding suffix(es) in alphabetical order. Not all options are available, please check [www.coilhose.com](http://www.coilhose.com) for complete product offering.

**WARNING:** Although polycarbonate bowls are capable of withstanding extreme physical abuse, they are susceptible to damage and may possibly burst when subjected to some cleaning products and synthetic oils, particularly phosphate esters. Should there be any questions regarding their compatibility with your applications, consult the factory or use a metal bowl.

SPECIFICATIONS	
Maximum Supply Pressure:	
Plastic Bowl	150 psi
Metal Bowl	250 psi
Materials:	
Plastic Bowl	Polycarbonate
Metal Bowl	Zinc Die Cast
Body	Zinc Die Cast
Height	5"
Maximum Diameter	1-1/2"
Bowl Capacity	1.5 oz



ML2-M

#### SCFM FLOW RATE

SUPPLY PRESSURE	PRESSURE DROP				
	1	2	3	4	5
25 psi	.75	1.5	2.0	4.5	6.5
50 psi	1	2.75	4.5	6.75	8
75 psi	1.5	3.5	5.75	7.75	10
100 psi	1.75	4.5	7	9	11

Note: All values are approximate.

## Miniature Series Assemblies

Miniature combination units have all the same features as the individual units, but in space saving configurations. Assembled units save costly assembly time when installed.

### Integral Filter/Regulator



MFC1-G

- Combines filter and regulator in one compact unit with 1.5 oz bowl capacity
- Available in 0-125 psi, 0-50 psi, 0-20 psi pressure ranges
- 20 micron or 5 micron filter element

### Filter/Regulator, Lubricator Duo

Includes a 0-160 psi Pressure Gauge.



MFCL1-G

- Compact duo assembly
- 1.5 oz bowl capacity
- Filter, regulator and lubricator options available

### Filter, Regulator, Lubricator Trio

Includes a 0-160 psi Pressure Gauge.



MFRL1-G

- Traditional trio design
- 1.5 oz bowl capacity
- Filter, regulator and lubricator options available

## PART NUMBER STRUCTURE MFC2-GLMX

Pipe Size	Integral F/R	Duo	Trio
1/8" FPT	MFC1	MFCL1-G	MFRL1-G *
1/4" FPT	MFC2	MFCL2-G	MFRL2-G *

Suffix	Option
G	Gauge
J	Extra Low Pressure Spring (0-20 psi)
L	Low Pressure Spring (0-50 psi)

Suffix	Option
M	Metal Bowl
P	Panel Mount
X	5 Micron Filter Element

Not every combination is available – contact Coilhose or check [www.coilhose.com](http://www.coilhose.com) for complete product offering.

## Miniature Series Accessories



MF140-41M  
Metal Bowl



MR140MB  
Mounting Bracket  
& Panel Nut



26G-160  
0-160 psi Gauge  
with 1-1/2" dial



MR2RK



MR140RK



ML2RK

### Accessory Information

Description	Model
<b>Filter</b>	
Metal Bowl	MF140-41M *
Plastic Bowl	MF140-41L *
<b>Regulator</b>	
Mounting Bracket & Panel Nut	MR140MB
Panel Nut	MR140N
Gauge (0-60 psi) 1-1/2" dial	26G-60 *
Gauge (0-160 psi) 1-1/2" dial	26G-160 *
<b>Lubricator</b>	
Metal Bowl	ML140-41M
Plastic Bowl	ML140-41L

### Repair Kit Information

Description	Model
Filter Bowl Replacement Kit	MF2RK *
Regulator Repair Kit	MR140RK *
Lubricator Bowl Repair Kit	ML2RK
Filter Element, 40µ (Standard)	MC140-7
Filter Element, 20µ	MF140-7
Filter Element, 5µ	MF140-7X

**WARNING:** Although polycarbonate bowls are capable of withstanding extreme physical abuse, they are susceptible to damage and may possibly burst when subjected to some cleaning products and synthetic oils, particularly phosphate esters. Should there be any questions regarding their compatibility with your applications, consult the factory or use a metal bowl.



**WARNING!** This product can expose you to chemicals including lead, which is known to the State of California to cause cancer and birth defects or other reproductive harm. For more information go to [www.P65Warnings.ca.gov](http://www.P65Warnings.ca.gov). **Wash hands after handling.**

## 26 Series Filters

The 26 Series Filters offer a balance of compact size and optimum flow. Utilizing a 3/8" die cast aluminum body, this series is perfect for applications where performance, small size and low cost are important. Available in 1/4" and 3/8" port sizes.

- 40 micron or 5 micron filter element
- Bowl guard supplied standard
- 3.8 oz bowl capacity

### PART NUMBER STRUCTURE 26F2-DMX

Pipe Size	Model	Suffix	Option
1/4"	26F2	* D	Automatic Drain
3/8"	26F3	* M	Metal Bowl Without Sightglass
		S	Metal Bowl With Sightglass
		X	5 Micron Element

Options are added after the model number, by adding a dash followed by the corresponding suffix(es) in alphabetical order. Not all options are available, please check [www.coilhose.com](http://www.coilhose.com) for complete product offering.

**WARNING:** Although polycarbonate bowls are capable of withstanding extreme physical abuse, they are susceptible to damage and may possibly burst when subjected to some cleaning products and synthetic oils, particularly phosphate esters. Should there be any questions regarding their compatibility with your applications, consult the factory or use a metal bowl.

SPECIFICATIONS	
Maximum Supply Pressure:	
Plastic Bowl	150 psi
Metal Bowl	250 psi
Maximum Operating Temp:	
Plastic Bowl	150 °F
Metal Bowl	250 °F
Filter Element:	
Standard	40 Micron
Optional	5 Micron
Materials:	
Plastic Bowl	Polycarbonate
Metal Bowl	Zinc Die Cast
Body	Die Cast Aluminum
Filter Element	Porous Polypropylene
Height	6"
Maximum Diameter	2"
Bowl Capacity	3.8 oz



26F2-S

#### SCFM FLOW RATE

SUPPLY PRESSURE	PRESSURE DROP				
	1	2	3	4	5
1/4" at 25 psi	10	19	22	25	26
3/8" at 25 psi	15	22	30	36	33
1/4" at 100 psi	22	32	40	45	50
3/8" at 100 psi	30	41	52	60	65

Note: All values are approximate.

## 26 Series Coalescing Filters

The 26 Series Coalescing Filters offer a balance of compact size and optimum flow. Utilizing a 3/8" die cast aluminum body, this series is perfect for applications where performance, small size and low cost are important. Available in 1/4" and 3/8" port sizes.

- Removes 99.97% of solids and fluids down to 0.3 microns
- Bowl guard supplied standard
- 3.8 oz bowl capacity
- Easy "hands only" filter element replacement

### PART NUMBER STRUCTURE 26C2-DS

Pipe Size	Model	Suffix	Option
1/4"	26C2	* D	Automatic Drain
3/8"	26C3	* M	Metal Bowl Without Sightglass
		S	Metal Bowl With Sightglass

Options are added after the model number, by adding a dash followed by the corresponding suffix(es) in alphabetical order. Not all options are available, please check [www.coilhose.com](http://www.coilhose.com) for complete product offering.

**WARNING:** Although polycarbonate bowls are capable of withstanding extreme physical abuse, they are susceptible to damage and may possibly burst when subjected to some cleaning products and synthetic oils, particularly phosphate esters. Should there be any questions regarding their compatibility with your applications, consult the factory or use a metal bowl.

SPECIFICATIONS	
Maximum Supply Pressure:	
Plastic Bowl	150 psi
Metal Bowl	250 psi
Maximum Operating Temp:	
Plastic Bowl	150 °F
Metal Bowl	250 °F
Materials:	
Plastic Bowl	Polycarbonate
Metal Bowl	Zinc Die Cast
Body	Die Cast Aluminum
Filter Element	Borosilicate Fibers & Felt
Height	6"
Maximum Diameter	2"
Bowl Capacity	3.8 oz



26C2-M

#### SCFM AT 1.5 PSID PRESSURE DROP

SUPPLY PRESSURE	SCFM	SUPPLY PRESSURE	SCFM
10 psi	2.6	60 psi	7.8
20 psi	3.6	80 psi	8.9
30 psi	4.7	100 psi	9.9
40 psi	5.7	120 psi	11.0
50 psi	6.8	140 psi	12.0

Note: All values are approximate.



**WARNING!** This product can expose you to chemicals including lead, which is known to the State of California to cause cancer and birth defects or other reproductive harm. For more information go to [www.P65Warnings.ca.gov](http://www.P65Warnings.ca.gov). **Wash hands after handling.**



26R2

SCFM - SUPPLY 100 PSI

REGULATED PRESSURE	PRESSURE DROP			
	5	10	15	
1/4" at 25 psi	7	25	40	
3/8" at 25 psi	7	25	40	
1/4" at 50 psi	7	15	50	
3/8" at 50 psi	7	15	80	
1/4" at 75 psi	7	20	60	
3/8" at 75 psi	7	20	80	

Note: All values are approximate.

## 26 Series Regulators

The 26 Series Regulators offer a balance of compact size and optimum flow. Utilizing a 3/8" die cast aluminum body, this series is perfect for applications where performance, small size and low cost are important. Available in 1/4" and 3/8" port sizes.

- Balanced poppet valve design ensures superior performance
- 0-125 psi, 0-60 psi, 0-25 psi pressure ranges available
- Self-relieving feature prevents excessive pressure build-up
- Locking adjustment knob
- Panel mount and gauge options available

### PART NUMBER STRUCTURE 26R3-GJP

Pipe Size	Model	Suffix	Option
1/4"	26R2	G	Gauge
3/8"	26R3	J	Extra Low Pressure Spring (0-25)
		L	Low Pressure Spring (0-60)
		P	Panel Mount

Options are added after the model number, by adding a dash followed by the corresponding suffix(es) in alphabetical order. Not all options are available, please check [www.coilhose.com](http://www.coilhose.com) for complete product offering.

SPECIFICATIONS	
Maximum Supply Pressure	250 psi
Maximum Temp	250 °F
Materials:	
Adjusting Knob	High-Impact Plastic
Body	Die Cast Aluminum
Height	4"
Maximum Diameter	2"
Regulator Pressure Ranges (psi):	0-125 Standard 0-60 Optional 0-25 Optional

**WARNING:** Although polycarbonate bowls are capable of withstanding extreme physical abuse, they are susceptible to damage and may possibly burst when subjected to some cleaning products and synthetic oils, particularly phosphate esters. Should there be any questions regarding their compatibility with your applications, consult the factory or use a metal bowl.



26L2-M

SCFM FLOW RATE

SUPPLY PRESSURE	PRESSURE DROP				
	1	2	3	4	5
1/4" at 25 psi	3	6	7.5	9	11
3/8" at 25 psi	8	18	26	30	32
1/4" at 100 psi	6.5	8	13	16	-
3/8" at 100 psi	29	43	52.5	58	62

Note: All values are approximate.

## 26 Series Lubricators

The 26 Series Lubricators offer a balance of compact size and optimum flow. Utilizing a 3/8" die cast aluminum body, this series is perfect for applications where performance, small size and low cost are important. Available in 1/4" and 3/8" port sizes.

- Once set, proportional oil-to-air delivery rate ensures even lubrication at all times
- Refills through fill port does not require depressurization
- Bowl guard is standard
- Metal bowl options available
- 3.8 oz bowl capacity

### PART NUMBER STRUCTURE 26L2-S

Pipe Size	Model	Suffix	Option
1/4"	26L2	M	Metal Bowl
3/8"	26L3	S	Metal Bowl With Sightglass

Options are added after the model number, by adding a dash followed by the corresponding suffix(es) in alphabetical order. Not all options are available, please check [www.coilhose.com](http://www.coilhose.com) for complete product offering.

SPECIFICATIONS	
Maximum Supply Pressure:	
Plastic Bowl	150 psi
Metal Bowl	250 psi
Materials:	
Plastic Bowl	Polycarbonate
Metal Bowl	Zinc Die Cast
Body	Die Cast Aluminum
Height	6-1/4"
Maximum Diameter	2"
Bowl Capacity	3.8 oz

**WARNING:** Although polycarbonate bowls are capable of withstanding extreme physical abuse, they are susceptible to damage and may possibly burst when subjected to some cleaning products and synthetic oils, particularly phosphate esters. Should there be any questions regarding their compatibility with your applications, consult the factory or use a metal bowl.

## 26 Series Assemblies

26 Series combination units are an efficient way to save space. They have the same features as the individual units and come pre-assembled for quick installation.

Integral Filter/Regulator



- Combines filter and regulator in space saving design
- 40 or 5 micron filter element
- Bowl guard is standard
- Balanced poppet valve design ensures superior performance
- 0-125 psi, 0-60 psi, 0-25 psi pressure ranges available
- Panel mount, metal bowl and gauge options available

Filter/Regulator, Lubricator Duo



- Trio performance in a duo assembly
- Gauge packaged loose for installation on either side
- Filter, regulator and lubricator options available
- Bowl guard is standard

Filter, Regulator, Lubricator Trio



- Traditional trio design
- Gauge packaged loose for installation on either side
- Bowl guard is standard
- Filter, regulator and lubricator options available

### PART NUMBER STRUCTURE 26FC2-GMX

Pipe Size	Integral F/R	Duo	Trio
1/4"	26FC3	26FCL2-G	26FRL2-G *
3/8"	26FC3	26FCL3-G	26FRL3-G *

Not every combination is available – contact Coilhose or check [www.coilhose.com](http://www.coilhose.com) for complete product offering.

Suffix	Option
	<b>Filter</b>
D	Automatic Drain
M	Metal Bowl Without Sightglass
S	Metal Bowl With Sightglass
X	5 Micron Element

Suffix	Option
	<b>Regulator</b>
G	Pressure Gauge (0-160 psi)
J	Extra Low Pressure Spring (0-25 psi)
L	Low Pressure Spring (0-50 psi)
	<b>Lubricator</b>
D	Automatic Drain
M	Metal Bowl Without Sightglass
S	Metal Bowl With Sightglass

## 26 Series Accessories

### Accessory Information

Description	Model
<b>Filter</b>	
Automatic Drain	8851AD *
Metal Bowl without Sightglass	26F-41M *
Metal Bowl with Sightglass	26F-41S *
Plastic Bowl	26F-41L *
<b>Regulator</b>	
Mounting Bracket & Panel Nut	MR140MB
Panel Nut	MR140N *
Gauge (0-60 psi) 1-1/2" dial	26G-60 *
Gauge (0-160 psi) 1-1/2" dial	26G-160 *
<b>Lubricator</b>	
Metal Bowl without Sightglass	26L-41M *
Metal Bowl with Sightglass	26L-41S *
Plastic Bowl	26F-41L *

### Repair Kit Information

Description	Model
Filter Bowl Replacement Kit	26FK01 *
Regulator Repair Kit	26RK01 *
Lubricator Bowl Repair Kit	26LK01 *
Filter Element, 40 µ	26F-12
Filter Element, 5 µ	26F-12X



**WARNING:** Although polycarbonate bowls are capable of withstanding extreme physical abuse, they are susceptible to damage and may possibly burst when subjected to some cleaning products and synthetic oils, particularly phosphate esters. Should there be any questions regarding their compatibility with your applications, consult the factory or use a metal bowl.



## 27 Series Modular Filters

Filters in the 27 Modular Series are engineered to provide exceptional design and installation flexibility. The 1/2" bodies offer higher flow rates and can be assembled together using traditional pipe nipples or clamped together using Modular Clamp kits. Optional mounting kits and a distribution block increase the flexibility of the series (see page 68).

- 3/8", 1/2" and 3/4" port sizes
- 40 or 5 micron filter elements
- 8.5 oz bowl capacity
- Bowl guard supplied as standard
- Metal bowl available with or without sightglass
- Automatic drain option

SCFM FLOW RATE

SUPPLY PRESSURE	PRESSURE DROP				
	1	2	3	4	5
3/8" at 25 psi	29	43	46	50	52
1/2" at 25 psi	30	45	59	63	65
3/8" at 100 psi	44	60	75	90	110
1/2" at 100 psi	58	76	97	117	127

Note: All values are approximate.

### PART NUMBER STRUCTURE 27F3-DS

Pipe Size	Model	Suffix	Option
3/8"	27F3	*	D Automatic Drain
1/2"	27F4	*	M Metal Bowl Without Sightglass
3/4"	27F6	*	S Metal Bowl With Sightglass
		X	5 Micron Element

Options are added after the model number, by adding a dash followed by the corresponding suffix(es) in alphabetical order. Not all options are available, please check [www.coilhose.com](http://www.coilhose.com) for complete product offering.

SPECIFICATIONS	
Maximum Supply Pressure:	
Plastic Bowl	150 psi
Metal Bowl	250 psi
Maximum Operating Temp:	
Plastic Bowl	120 °F
Metal Bowl	250 °F
Filter Element:	
Standard	40 Microns
Optional	5 Microns
Materials:	
Plastic Bowl	Polycarbonate
Metal Bowl	Zinc Die Cast
Body	Die Cast Aluminum
Filter Element	Polypropylene
Height	7-1/2"
Maximum Diameter	2-3/4"
Bowl Capacity	8.5 oz

**WARNING:** Although polycarbonate bowls are capable of withstanding extreme physical abuse, they are susceptible to damage and may possibly burst when subjected to some cleaning products and synthetic oils, particularly phosphate esters. Should there be any questions regarding their compatibility with your applications, consult the factory or use a metal bowl.



## 27 Series Modular Coalescing Filters

The 27 Series is a modular design that aids in installation flexibility and servicing. The 27 Series Coalescing Filter provides the ability to remove 99.97% of solids and fluids down to 0.3 microns. Coalescing Filters are perfect for precision equipment that absolutely must have the cleanest air supply possible. Standard equipped with a plastic bowl and bowl guard.

- Removes 99.97% of solids and fluids down to 0.3 microns
- Bowl guard supplied standard
- 8.5 oz bowl capacity
- Easy hands only filter element replacement
- Automatic drain and metal bowl options

SCFM AT 1.5 PSID PRESSURE DROP

SUPPLY PRESSURE	SCFM	SUPPLY PRESSURE	SCFM
10 psi	6.5	60 psi	19.5
20 psi	9.1	80 psi	22.2
30 psi	11.7	100 psi	24.8
40 psi	14.3	120 psi	27.4
50 psi	16.9	140 psi	30.0

Note: All values are approximate.

### PART NUMBER STRUCTURE 27C4-DS

Pipe Size	Model	Suffix	Option
3/8"	27C3	*	D Automatic Drain
1/2"	27C4	*	M Metal Bowl Without Sightglass
3/4"	27C6	*	S Metal Bowl With Sightglass

Options are added after the model number, by adding a dash followed by the corresponding suffix(es) in alphabetical order. Not all options are available, please check [www.coilhose.com](http://www.coilhose.com) for complete product offering.

SPECIFICATIONS	
Maximum Supply Pressure:	
Plastic Bowl	150 psi
Metal Bowl	250 psi
Maximum Operating Temp:	
Plastic Bowl	120 °F
Metal Bowl	250 °F
Materials:	
Plastic Bowl	Polycarbonate
Metal Bowl	Zinc Die Cast
Body	Die Cast Aluminum
Filter Element	Borosilicate Fibers & Felt
Height	7-1/2"
Maximum Diameter	2-3/4"
Bowl Capacity	8.5 oz

**WARNING:** Although polycarbonate bowls are capable of withstanding extreme physical abuse, they are susceptible to damage and may possibly burst when subjected to some cleaning products and synthetic oils, particularly phosphate esters. Should there be any questions regarding their compatibility with your applications, consult the factory or use a metal bowl.

## 27 Series Modular Regulators

The 27 Series Regulators are engineered for exceptional installation flexibility. These units have a 1/2" body for higher flow rates and are constructed of die cast aluminum with a non-rising adjusting knob. These Regulators can be connected to other 27 Series units using modular clamps or pipe nipples and can be individually connected to an air line using a panel mount bracket.

- 1/4" gauge ports can be used as secondary outlet ports
- Balanced poppet valve design ensures superior performance
- 0-250 psi, 0-125 psi, 0-60 psi, 0-25 psi pressure ranges
- Self relieving feature prevents excessive pressure build-up
- Locking adjustment knob
- Panel mount and gauge options available

### PART NUMBER STRUCTURE 27R3-GJ

Pipe Size	Model	Suffix	Option
3/8"	27R3	*	G Gauge
1/2"	27R4	*	H High Pressure Spring (0-250 psi)
3/4"	27R6	*	J Extra Low Pressure Spring (0-25 psi)
		L	Low Pressure Spring (0-60 psi)
		P	Panel Mount

Options are added after the model number, by adding a dash followed by the corresponding suffix(es) in alphabetical order. Not all options are available, please check [www.coilhose.com](http://www.coilhose.com) for complete product offering.

**WARNING:** Although polycarbonate bowls are capable of withstanding extreme physical abuse, they are susceptible to damage and may possibly burst when subjected to some cleaning products and synthetic oils, particularly phosphate esters. Should there be any questions regarding their compatibility with your applications, consult the factory or use a metal bowl.

## 27 Series Modular Lubricators

The 27 Series Lubricators are engineered to provide exceptional installation flexibility. They are constructed of die cast aluminum and have an adjustment cap. These units feature proportional air-to-oil delivery, ensuring even distribution of lubricant. The 27 Series Lubricator comes standard with a bowl guard.

- Once oil delivery rate is set, proportional oil-to-air delivery rate ensures even lubrication at all times
- Unit refills through fill port without requiring depressurization

### PART NUMBER STRUCTURE 27L3-M

Pipe Size	Model	Suffix	Option
3/8"	27L3	*	M Metal Bowl
1/2"	27L4	*	S Metal Bowl With Sightglass
3/4"	27L6	*	

Options are added after the model number, by adding a dash followed by the corresponding suffix(es) in alphabetical order. Not all options are available, please check [www.coilhose.com](http://www.coilhose.com) for complete product offering.

**WARNING:** Although polycarbonate bowls are capable of withstanding extreme physical abuse, they are susceptible to damage and may possibly burst when subjected to some cleaning products and synthetic oils, particularly phosphate esters. Should there be any questions regarding their compatibility with your applications, consult the factory or use a metal bowl.



27R3

SPECIFICATIONS	
Maximum Supply Pressure	250 psi
Maximum Temp	250 °F
Materials:	
Adjusting Knob	High-Impact Plastic
Body	Die Cast Aluminum
Height	5-1/2"
Maximum Diameter	2-3/4"
Regulator Pressure Ranges (psi):	0-125 Standard 0-250 Optional 0-60 Optional 0-25 Optional

#### SCFM - SUPPLY 100 PSI

REGULATED PRESSURE	PRESSURE DROP		
	5	10	15
3/8" at 25 psi	10	20	80
1/2" at 25 psi	10	20	120
3/8" at 50 psi	20	40	100
1/2" at 50 psi	20	40	120
3/8" at 75 psi	20	70	100
1/2" at 75 psi	20	80	120

Note: All values are approximate.



27L3-M

SPECIFICATIONS	
Maximum Supply Pressure:	
Plastic Bowl	150 psi
Metal Bowl	250 psi
Materials:	
Plastic Bowl	Polycarbonate
Metal Bowl	Zinc Die Cast
Body	Die Cast Aluminum
Height	8"
Maximum Diameter	2-3/4"
Bowl Capacity	8.5 oz

#### SCFM FLOW RATE

SUPPLY PRESSURE	PRESSURE DROP				
	1	2	3	4	5
3/8" at 25 psi	10	20	23	30	38
1/2" at 25 psi	20	35	55	65	77
3/8" at 100 psi	19	30	40	52	62
1/2" at 100 psi	30	60	90	122	160

Note: All values are approximate.



**WARNING!** This product can expose you to chemicals including lead, which is known to the State of California to cause cancer and birth defects or other reproductive harm. For more information go to [www.P65Warnings.ca.gov](http://www.P65Warnings.ca.gov). **Wash hands after handling.**

## 27 Series Modular Assemblies

27 Series combination units offer pre-assembled units for fast installations. The integral filter/regulator offers a space saving design. Duo and trio assemblies utilize the modular clamping system to ease installation.

Integral Filter/Regulator



- 40 or 5 micron filter element
- Balanced poppet valve design ensures superior performance
- 0-250 psi, 0-125 psi, 0-60 psi, 0-25 psi pressure ranges
- Panel mount, metal bowl and gauge options available

Filter/Regulator, Lubricator Duo



- Trio performance in a duo assembly
- Gauge packaged uninstalled for installation on either side
- Bowl guard supplied standard
- Filter, regulator and lubricator options available

Filter, Regulator, Lubricator Trio



- Traditional trio design
- Gauge packaged uninstalled for installation on either side
- Bowl guard supplied standard
- Filter, regulator and lubricator options available

Pipe Size	Integral F/R	Duo	Trio
3/8"	27FC3	27FCL3-G	27FRL3-G *
1/2"	27FC4	27FCL4-G	27FRL4-G *
3/4"	27FC6	27FCL6-G	27FRL6-G *

Not every combination is available – contact Coilhose or check [www.coilhose.com](http://www.coilhose.com) for complete product offering.

Suffix	Option
	<b>Filter</b>
D	Automatic Drain
M	Metal Bowl Without Sightglass
S	Metal Bowl With Sightglass
X	5 Micron Element

Suffix	Option
	<b>Regulator</b>
G	Pressure Gauge (0-160 psi)
H	High Pressure Spring (0-250 psi)
J	Extra Low Pressure Spring (0-25 psi)
L	Low Pressure Spring (0-60 psi)
	<b>Lubricator</b>
D	Automatic Drain
M	Metal Bowl Without Sightglass
S	Metal Bowl With Sightglass

## 27 Series Modular Accessories

### Accessory Information


Description	Model	Description	Model
Modular System Connecting Clamp Kit	27MB01	<b>Regulator</b>	
Wall Mount Connecting Clamp Kit	27MB02 *	Mounting Bracket	27RBA
Distribution Block	27DB01	Panel Nut	27RPA
3/8" NPT End Plate	27EP03	Mounting Bracket Kit	27RMBA
1/2" NPT End Plate	27EP04	Gauge (0-60 psi) 2" dial	8800-60 *
3/4" NPT End Plate	27EP06	Gauge (0-160 psi) 2" dial	8800-160 *
<b>Filter</b>		Gauge (0-300 psi) 2" dial	8800-300 *
Automatic Drain	8851AD *	<b>Lubricator</b>	
Metal Bowl without Sightglass	27F-41M *	Metal Bowl without Sightglass	27L-41M *
Metal Bowl with Sightglass	27F-41S *	Metal Bowl with Sightglass	27L-41S *
Plastic Bowl	27F-41L *	Plastic Bowl	27F-41L *

### Repair Kit Information

Description	Model
Filter Bowl Replacement Kit	27FK01 *
Regulator Repair Kit	27RK01 *
Lubricator Bowl Repair Kit	27LK01 *
Filter Element, 40µ	27F-12
Filter Element, 5µ	27F-12X



27MB01



27DB01



8851AD  
Automatic Drain



27RBA  
Mounting Bracket



8800-60  
0-60 psi with 2" Dial



27RPA  
Panel Nut



27RMBA  
Mounting Bracket Kit

**WARNING:** Although polycarbonate bowls are capable of withstanding extreme physical abuse, they are susceptible to damage and may possibly burst when subjected to some cleaning products and synthetic oils, particularly phosphate esters. Should there be any questions regarding their compatibility with your applications, consult the factory or use a metal bowl.

## 29 Series FRLs

The 29 Series of filters, regulators and lubricators are made from lightweight aluminum bodies, which lend themselves to a wide variety of applications. These filters, regulators and lubricators are also “modular” in design, meaning the individual units can be removed from the line without disturbing the piping or other components. The 29 Series modular connecting system is designed to save space, making it ideal for OEM equipment as well as suitable for tight areas in shop or factory air lines and assembly areas.



### PART NUMBER STRUCTURE 29-5T34-00DGM

29 SERIES	Type	Port Thread Size	Filter Options	Common Options
<b>Body Size</b>	Filter F	1/8" 18	Standard 40μ 0	Automatic Drain D
Mini (1/8", 1/4" in/out ports) 2	Regulator R	1/4" 14	Fine 20μ F	Metal Bowl M
Compact (1/4", 3/8" in/out ports) 3	Lubricator L	3/8" 38	Extra-Fine 5μ X	Round Gauge G
Standard (3/8", 1/2" in/out ports) 4	Integral (F/R) C	1/2" 12	<b>Regulator Options</b> Std Spring (5-120 psi) 0 Low Pressure (5-35 psi) F	Auto Drain & Round Gauge DG
Hi Flow (3/4", 1" in/out ports) 5	Duo (F/R-L) D	3/4" 34		Auto Drain & Metal Bowl DM
	Trio (F/R/L) T	1" 10		Round Gauge & Metal Bowl GM
				Auto Drain, Round Gauge & Metal Bowl DGM

Not every combination is available – contact Coilhose or check [www.coilhose.com](http://www.coilhose.com) for complete product offering.

## 29 Series Filter

Featuring a modular design, 29 Series Air Filters can be mounted alone, or within an assembly.

Specifications	
Proof Pressure	220 psi
Max Operating Pressure	145 psi
Maximum Operating Temp:	
Plastic Bowl	140 °F
Metal Bowl	150 °F
Ambient & Fluid Temp	32 °F to 140 °F
Nominal Filtration Rating:	
Standard	40 Micron
Optional	5 or 20 Micron
Materials:	
Plastic Bowl	Polycarbonate
Metal Bowl	Aluminum
Body	Aluminum
Filter Element	Polypropylene
Bowl Guard*	Steel

Note: Bowl Guard not available on 2F series.

Port Size	Manual Drain Model	Auto Drain Model	Metal Bowl /Auto Drain Model
1/8" FPT	29-2F18-0	29-2F18-0D	29-2F18-0DM *
1/4" FPT	29-2F14-0	29-2F14-0D	29-2F14-0DM *
1/4" FPT	29-3F14-0	29-3F14-0D	29-3F14-0DM *
3/8" FPT	29-3F38-0	29-3F38-0D	29-3F38-0DM *
3/8" FPT	29-4F38-0	29-4F38-0D	29-4F38-0DM *
1/2" FPT	29-4F12-0	29-4F12-0D	29-4F12-0DM *
3/4" FPT	29-5F34-0	29-5F34-0D	29-5F34-0DM *
1" FPT	29-5F10-0	29-5F10-0D	29-5F10-0DM *

Model	Flow Rate (CFM)	Bowl Capacity oz
2F	26.5	1.1
3F	53	5
4F	140	16
5F	247	16



29-2F14-0



29-3F38-0DM

## 29 Series Regulator

These relieving style regulators maintain system pressure.

Specifications	
Proof Pressure	220 psi
Max Operating Pressure	145 psi
Temperature Range	32 °F to 140 °F
Pressure Range <sup>1</sup>	5 to 120 psi
Construction	Relieving Type
Body Material	Aluminum
Gauge <sup>2</sup>	Square

<sup>1</sup>Option: Low pressure regulating range 5-35 psi

<sup>2</sup>Option: Round gauge

Port Size	Gauge Port	Flow Rate (CFM)	Model
1/8"	1/8"	20	29-2R18-0 *
1/4"	1/8"	20	29-2R14-0 *
1/4"	1/8"	90	29-3R14-0 *
3/8"	1/8"	90	29-3R38-0 *
3/8"	1/4"	212	29-4R38-0 *
3/8"	1/4"	212	29-4R38-0 *
1/2"	1/4"	212	29-4R12-0 *
3/4"	1/4"	280	29-5R34-0 *
1"	1/4"	280	29-5R10-0 *



29-2R14-0



**WARNING!** This product can expose you to chemicals including lead, which is known to the State of California to cause cancer and birth defects or other reproductive harm. For more information go to [www.P65Warnings.ca.gov](http://www.P65Warnings.ca.gov). **Wash hands after handling.**

## 29 Series Lubricators

Provide lubrication to critical system components and tools.



29-2L14



29-3L38-M

Specifications	
Proof Pressure	220 psi
Max Operating Pressure	145 psi
Maximum Operating Temp.	
Plastic Bowl	140 °F
Metal Bowl	150 °F
Ambient & Fluid Temp.	32 °F to 140 °F
Materials	
Plastic Bowl	Polycarbonate
Metal Bowl <sup>1</sup>	Aluminum
Body	Aluminum
Bowl Guard <sup>2</sup>	Steel

Port Size	Max Flow Rate CFM	Min Operating Flow	Bowl Capacity	Model	Metal Bowl Model
1/8"	28	0.53	1.1 oz	29-2L18	29-2L18-M *
1/4"	28	0.53	1.1 oz	29-2L14	29-2L14-M *
1/4"	60	1.1	5 oz	29-3L14	29-3L14-M *
3/8"	60	1.4	5 oz	29-3L38	29-3L38-M *
3/8"	175	1.8	16 oz	29-4L38	29-4L38-M *
1/2"	175	1.8	16 oz	29-4L12	29-4L12-M *
3/4"	250	6.7	16 oz	29-5L34	29-5L34-M *
1"	250	6.7	16 oz	29-5L10	29-5L10-M *

<sup>1</sup>Metal bowl is available on all series

<sup>2</sup>No bowl guard on Series 2L

## 29 Series Integral Filter/Regulator

Provide lubrication to critical system components and tools.

- Modular design
- Metal bowl option
- Low pressure spring option
- 40 micron element standard
- 5 or 20 micron element option



29-2C14-00



29-3C38-00DM

Port Size	Max Flow Rate CFM	Bowl Capacity	Manual Model	Auto Drain Model
1/8"	20	1.1 oz	29-2C18-00	29-2C18-00D *
1/8"	20	1.1 oz		29-2C18-00DM *
1/4"	20	1.1 oz	29-2C14-00	29-2C14-00D *
1/4"	20	1.1 oz		29-2C14-00DM *
1/4"	70	5 oz	29-3C14-00	29-3C14-00D *
1/4"	70	5 oz		29-3C14-00DM *
3/8"	70	5 oz	29-3C38-00	29-3C38-00D *
3/8"	70	5 oz		29-3C38-00DM *
3/8"	140	16 oz	29-4C38-00	29-4C38-00D *
3/8"	140	16 oz		29-4C38-00DM *
1/2"	140	16 oz	29-4C12-00	29-4C12-00D *
1/2"	140	16 oz		29-4C12-00DM *

Specifications	
Proof Pressure	220 psi
Max Operating Pressure	145 psi
Maximum Operating Temp:	
Plastic Bowl	140 °F
Metal Bowl	150 °F
Ambient & Fluid Temp	32 °F to 140 °F
Nominal Filtration Rating <sup>1</sup> :	
Standard	40 Micron
Optional	5 & 20 Micron
Materials:	
Plastic Bowl	Polycarbonate
Metal Bowl <sup>2</sup>	Aluminum
Body	Aluminum
Filter Element	Polypropylene
Bowl Guard <sup>3</sup>	Steel
Regulating Range <sup>4</sup>	5-120 psi
Regulator Construction	Relieving Type
Gauge <sup>5</sup>	Square

<sup>1</sup>Standard: 40 µm - Options: 5 or 20 µm

<sup>2</sup>Metal bowl is available on all series

<sup>3</sup>No bowl guard on Series 2C

<sup>4</sup>Option: Low pressure regulating range 5-35 psi

<sup>5</sup>Option: Round gauge

## 29 Series Assemblies

Space saving modular packages provide serviceability and ease of install.

- Modular design
- Metal bowl option
- Low pressure spring option
- 40 micron element standard
- 5 or 20 micron element option

Specifications	
Proof Pressure	220 psi
Max Operating Pressure	145 psi
Maximum Operating Temp:	
Plastic Bowl	140 °F
Metal Bowl	150 °F
Ambient & Fluid Temp	32 °F to 140 °F
Nominal Filtration Rating <sup>1</sup> :	
Standard	40 Micron
Optional	5 or 20 Micron

<sup>1</sup>Standard: 40 µm - Options: 5 or 20 µm | <sup>2</sup>Metal bowl is available on all series | <sup>3</sup>No bowl guard on Series 2C  
<sup>4</sup>Option: Low pressure regulating range 5-35 psi | <sup>5</sup>Option: Round gauge

Specifications	
Materials:	
Plastic Bowl	Polycarbonate
Metal Bowl <sup>2</sup>	Aluminum
Body	Aluminum
Filter Element	Polypropylene
Bowl Guard <sup>3</sup>	Steel
Regulating Range <sup>4</sup>	5-120 psi
Regulator Construction	Relieving Type
Gauge <sup>5</sup>	Square



29-2D14-00

29-3D38-00DM



29-3T38-00DM



29-3T14-00

### 29 Series Integral Filter/Regulator and Lubricator

Pipe Size	Max Flow	Filter/ Regulator	Lubricator	Manual Model	Auto Drain Model
1/8"	20	29-2C18-00D	29-2L18	29-2D18-00	29-2D18-00D *
1/8"	20	29-2C18-00DM	29-2L18-M		29-2D18-00DM *
1/4"	20	29-2C14-00D	29-2L14	29-2D14-00	29-2D14-00D *
1/4"	20	29-2C14-00DM	29-2L14-M		29-2D14-00DM *
1/4"	60	29-3C14-00D	29-3L14	29-3D14-00	29-3D14-00D *
1/4"	60	29-3C14-00DM	29-3L14-M		29-3D14-00DM *
3/8"	60	29-3C38-00D	29-3L38	29-3D38-00	29-3D38-00D *
3/8"	60	29-3C38-00DM	29-3L38-M		29-3D38-00DM *
3/8"	106	29-4C38-00D	29-4L38	29-4D38-00	29-4D38-00D *
3/8"	106	29-4C38-00DM	29-4L38-M		29-4D38-00DM *
1/2"	106	29-4C12-00D	29-4L12	29-4D12-00	29-4D12-00D *
1/2"	106	29-4C12-00DM	29-4L12-M		29-4D12-00DM *

### 29 Series Filter, Regulator and Lubricator

Pipe Size	Max Flow	Filter	Regulator	Lubricator	Manual Model	Auto Drain Model
1/8"	20	29-2F18-0D	29-2R18-0	29-2L18	29-2T18-00	29-2T18-00D *
1/8"	20	29-2F18-0DM	29-2R18-0	29-2L18-M		29-2T18-00DM *
1/4"	20	29-2F14-0D	29-2R14-0	29-2L14	29-2T14-00	29-2T14-00D *
1/4"	20	29-2F14-0DM	29-2R14-0	29-2L14-M		29-2T14-00DM *
1/4"	70	29-3F14-0D	29-3R14-0	29-3L14	29-3T14-00	29-3T14-00D *
1/4"	70	29-3F14-0DM	29-3R14-0	29-3L14-M		29-3T14-00DM *
3/8"	70	29-3F38-0D	29-3R38-0	29-3L38	29-3T38-00	29-3T38-00D *
3/8"	70	29-3F38-0DM	29-3R38-0	29-3L38-M		29-3T38-00DM *
3/8"	110	29-4F38-0D	29-4R38-0	29-4L38	29-4T38-00	29-4T38-00D *
3/8"	110	29-4F38-0DM	29-4R38-0	29-4L38-M		29-4T38-00DM *
1/2"	140	29-4F12-0D	29-4R12-0	29-4L12	29-4T12-00	29-4T12-00D *
1/2"	140	29-4F12-0DM	29-4R12-0	29-4L12-M		29-4T12-00DM *
3/4"	175	29-5F34-0D	29-5R34-0	29-5L34	29-5T34-00	29-5T34-00D *
3/4"	175	29-5F34-0DM	29-5R34-0	29-5L34-M		29-5T34-00DM *
1"	175	29-5F10-0D	29-5R10-0	29-5L10	29-5T10-00	29-5T10-00D *
1"	175	29-5F10-0DM	29-5R10-0	29-5L10-M		29-5T10-00DM *

## 29 Series Accessories


### Mounting Bracket for Filter or Lubricator

Series/Body Size	Model
2	29-2FLMB *
3	29-3FLMB *
4	29-4FLMB *
5	29-5FLMB *



### "Type T" Bracket for FRL Units

Series/Body Size	Model
2	29-2MMB *
3	29-3MMB *
4	29-4MMB *
5	29-5MMB *



### Mounting Bracket Set for Regulator or Filter/Regulator

Series/Body Size	Model
2	29-2RMB *
3	29-3RMB *
4	29-4RMB *
5	29-5RMB *



### Aluminum Transition Plate Square Port to Round Gauge

Thread	Model
1/8" FPT	29-RTP14 *
1/4" FPT	29-RTP18 *





## Heavy Duty 88 Series Filter

The Heavy Duty Series Filters have a long-established reputation for high quality and reliability. This series continues to provide time proven value with a 1/4" to 1" size range, die cast aluminum bodies, extra large filter elements, easy maintenance and design consistency.

## Heavy Duty 88 Series Coalescing Filter

Heavy Duty 88 Series Coalescing Filters will remove 99% of solids and fluids down to .01 microns. 88 Series Coalescing Filters are equipped standard with polycarbonate bowls.

On both filter models, bowl guards are standard on 3/4" and 1" sizes and optional on 1/4", 3/8" and 1/2" sizes.

## PART NUMBER STRUCTURE 8822D

Port Size	Bowl Capacity	Filter Model	Coalescing Model	Suffix	Option
1/4" FPT	4 oz	8822	8922	D <sup>1</sup>	Automatic Drain
3/8" FPT	4 oz	8823	8923	F	20 Micron Unit (only on Filter Model)
1/2" FPT	8 oz	8824	8924	X	12 Micron Unit (only on Filter Model)
3/4" FPT	23 oz	8826	8926	M	Metal Bowl with Sightglass
1" FPT	23 oz	8828	8928	R	Bowl Guard (Standard on 3/4" & 1" models)

Options are added after the model number, by adding a dash followed by the corresponding suffix(es) in alphabetical order. Not all options are available, please check [www.coilhose.com](http://www.coilhose.com) for complete product offering.

<sup>1</sup> For Coalescing Filters 1/4" and 3/8" units only. 1/2", 3/4" and 1" units must use External Drain 8861 (see page 74).

### FILTER SCFM FLOW RATE AT 80 PSI INPUT

SUPPLY PRESSURE	PRESSURE DROP				
	1	2	3	4	5
1/4" at 80 psi	25	35	42	50	55
3/8" at 80 psi	25	35	42	50	55
1/2" at 80 psi	38	61	80	95	108
3/4" at 80 psi	119	160	200	240	260
1" at 80 psi	119	160	200	240	260

### COALESCING FILTER SCFM FLOW RATE AT 1.5 PSI PRESSURE DROP

SUPPLY PRESSURE	1/2" MODEL	3/4" & 1" MODELS
20 psi	6.1	22.7
40 psi	9.5	33.8
60 psi	13	48.9
80 psi	16.5	62.0
100 psi	20	75.0

Note: All values are approximate.

**WARNING:** Although polycarbonate bowls are capable of withstanding extreme physical abuse, they are susceptible to damage and may possibly burst when subjected to some cleaning products and synthetic oils, particularly phosphate esters. Should there be any questions regarding their compatibility with your applications, consult the factory or use a metal bowl.

SPECIFICATIONS	
Max Pressure: Plastic Bowl	150 psi
Max Pressure: Metal Bowl	250 psi
Max Temperature: Plastic Bowl	120 °F
Max Temperature: Metal Bowl	250 °F
Plastic Bowl Material	Polycarbonate
Metal Bowl Material	Die Cast Aluminum
Body Material	Die Cast Aluminum
Filter Model Element	Sintered Bronze

SIZE	HEIGHT	DIAMETER	BOWL CAPACITY	WEIGHT
1/4" & 3/8"	6"	3"	4 oz	3/4 lb
1/2"	7"	3.5"	8 oz	1 lb
3/4" & 1"	9"	5"	23 oz	4 lb



## Heavy Duty 88 Series Regulator

Heavy Duty 88 Series Regulators allow the user to set compressed air system pressure. The balanced poppet valve design of the Heavy Duty 88 Series Regulator maintains precise pressure and is equipped with features such as a diaphragm stop to prevent ruptures. 88 Series Regulators are equipped standard with 0-125 psi springs. The Heavy Duty 88 Series Regulators are a relieving design.

- High flow rates with accurate control and fast response
- 0-200 psi, 0-125 psi and 0-50 psi pressure ranges
- Tamperproof option available
- Panel mount and gauge options

### PART NUMBER STRUCTURE 8802G

Port Size	Model	Suffix	Option
1/4"	8802 *	G	Gauge
3/8"	8803 *	L	Low Pressure Spring 0-50 psi
1/2"	8804 *	H	High Pressure Spring 0-200 psi
3/4"	8806 *	K	Tamperproof
1"	8808 *		



8806G

SPECIFICATIONS	
Max Supply Pressure	250 psi
Max Temperature	250 °F
Body Material	Die Cast Aluminum
Regulator Pressure Ranges (psi):	0-125 Standard 0-50 Optional 0-200 Optional

SIZE	HEIGHT	DIAMETER
1/4" & 3/8"	5.5"	3"
1/2"	7"	4"
3/4" & 1"	8.5"	5"

### SCFM FLOW RATE AT 80 PSI INPUT

SUPPLY PRESSURE	PRESSURE DROP		
	2	5	10
1/4" at 80 psi	10	30	40
3/8" at 80 psi	10	30	40
1/2" at 80 psi	20	60	80
3/4" at 80 psi	40	120	160
1" at 80 psi	40	120	160

Note: All values are approximate.

## Heavy Duty 88 Series Lubricator

Heavy Duty Series Lubricators provide a method of lubricating the entire compressed air system, eliminating the need to add oil to each tool individually. The adjustable cap allows the oil delivery rate to be locked in. For added convenience, additional oil can be added without requiring depressurization. 88 Series Lubricators are equipped standard with polycarbonate bowls.

- Mist atomizing sightglass
- Refills through fill port without requiring depressurization
- Bowl guard supplied standard on 3/4" and 1". Optional on 1/4", 3/8" and 1/2"

### PART NUMBER STRUCTURE 8842R

Port Size	Bowl Capacity	Model	Suffix	Option
1/4"	4 oz	8842 *	M	Metal Bowl with Sightglass
3/8"	4 oz	8843 *	R	Bowl Guard (Standard on 3/4" & 1" models)
1/2"	8 oz	8844 *		
3/4"	23 oz	8846 *		
1"	23 oz	8848 *		



8846

SPECIFICATIONS	
Max Pressure Plastic Bowl	150 psi
Max Pressure Metal Bowl	250 psi
Max Temp Plastic Bowl	120 °F
Max Temp Metal Bowl	250 °F
Plastic Bowl Material	Polycarbonate
Metal Bowl Material	Die Cast Aluminum
Body Material	Die Cast Aluminum

SIZE	HEIGHT	DIAMETER
1/4" & 3/8"	7"	3"
1/2"	8"	3.5"
3/4" & 1"	11.5"	5"

### SCFM FLOW RATE AT 80 PSI INPUT

SUPPLY PRESSURE	PRESSURE DROP		
	2	5	10
1/4" at 80 psi	27.5	39	48
3/8" at 80 psi	27.5	39	48
1/2" at 80 psi	55	79	97
3/4" at 80 psi	110	158	195
1" at 80 psi	110	158	195

Note: All values are approximate.

**WARNING:** Although polycarbonate bowls are capable of withstanding extreme physical abuse, they are susceptible to damage and may possibly burst when subjected to some cleaning products and synthetic oils, particularly phosphate esters. Should there be any questions regarding their compatibility with your applications, consult the factory or use a metal bowl.

## Heavy Duty 88 Series Assemblies

Heavy Duty Filter, Regulator and Lubricator duo and trio assemblies provide valuable time savings when installed. The individual Heavy Duty components are available with all the standard options. These units also come standard with a gauge.



8863AAG

### Duo Filter-Regulator Units

Port Size	Model	
1/4"	8862AAG	*
3/8"	8863AAG	*
1/2"	8864AAG	*
3/4"	8866AAG	*
1"	8868AAG	*



8883AAG

### Trio Filter-Regulator-Lubricator Units

Port Size	Model	
1/4"	8882AAG	*
3/8"	8883AAG	*
1/2"	8884AAG	*
3/4"	8886AAG	*
1"	8888AAG	*



8800-24PB



8800-12RB

## Heavy Duty 88 Series Accessories

### Mounting Brackets

Model	Pipe Mount	Regulator Mount
1/4" & 3/8"	8800-22PB	8800-12RB
1/2"	8800-23PB	8800-14RB
3/4" & 1"	8800-24PB	8800-16RB

### Replacement Bowls

Model	Polycarbonate Filter	Metal Filter	Polycarbonate Lubricator	Metal Lubricator	
1/4" & 3/8"	8823-41L	8823-41M	8843-41L	8843-41M	*
1/2"	8824-41L	8824-41M	8844-41L	8844-41M	*
3/4" & 1"	8828-41L	8828-41M	8848-41L	8848-41M	*



8843R-41L



27C-14A



8861

### Filter and Lubricator Replacement Parts

Description	1/4" & 3/8" Models	1/2" Models	3/4" & 1" Models
40 Micron Element	8823-7A	8824-7A	8826-7
20 Micron Element	8823-7FA	8824-7FA	8826-7F
12 Micron Element	8823-7X-A	8824-7XA	8826-7X
Coalescing Element	26C-14A	27C-14A	8926-7
Filter - Polycarbonate Bowl Kit	8823-41L	8824-41L	8828-41L
Filter - Metal Bowl Kit	8823-41M	8824-41M	8828-41M
Filter Drain Cock	26F-18	26F-18	26F-18
Filter Drain Cock O-Ring	26F-17	26F-17	26F-17
Internal Automatic Drain	8851AD	8851AD	8851AD
External Automatic Drain	8861	8861	8861
Filter & Lubricator Metal Bowl Guard	8823-50	8824-50	8826-50
Filter & Lubricator Bowl Clamp Ring	8823-30	8824-30	8826-30
Filter & Lubricator Bowl O-Ring	8823-9	8824-9	8826-9
Lubricator - Polycarbonate Bowl Kit	8843-41L	8844-41L	8848-41L
Lubricator - Metal Bowl Kit	8843-41M	8844-41M	8848-41M
Lubricator Adjustment Cap	8742-31A	8742-31A	8742-31A
Lubricator Sight Dome/Adj Screw	8742-32A	8742-32A	8742-32A
Regulator Repair Kit	8800-53	8800-54	8800-56

**WARNING:** Although polycarbonate bowls are capable of withstanding extreme physical abuse, they are susceptible to damage and may possibly burst when subjected to some cleaning products and synthetic oils, particularly phosphate esters. Should there be any questions regarding their compatibility with your applications, consult the factory or use a metal bowl.

## General Purpose Series Filter

The General Purpose Series Filters offers port sizes from 1/4" through 2". This size range allows a reliable interchange with other manufacturers. Units are manufactured with zinc die cast bodies and available with plastic bowls with guards or metal bowls. An excellent choice for most industrial applications.

- 40 micron filter element
- Bowl volumes from 5 oz to 20 oz
- Bowl guards are standard on plastic bowls
- Automatic drain available

			SPECIFICATIONS	
Pipe Size	Bowl Options	Model	Maximum Supply Pressure:	
1/4"	Bowl Guard	F140BG *	Plastic Bowl	150 psi
1/4"	Metal Bowl	F140MB *	Metal Bowl	250 psi
			Maximum Operating Temp:	
3/8"	Bowl Guard	F380BG *	Plastic Bowl	120 °F
3/8"	Metal Bowl	F380MB *	Metal Bowl	150 °F
			Filter Element:	
1/2"	Bowl Guard	F120BG *	Standard	40 Micron
1/2"	Metal Bowl	F120MB *	Materials:	
3/4"	Metal Bowl	F340MB *	Plastic Bowl	Polycarbonate
1"	Metal Bowl	F100MB *	Metal Bowl	Zinc Die Cast
1-1/2"	Metal Bowl	F1120MB *	Body	Zinc Die Cast
2"	Metal Bowl	F2000MB *	Filter Element	Polypropylene



F380BG

SCFM FLOW RATE					
SUPPLY PRESSURE	PRESSURE DROP				
	1	2	3	4	5
1/4"	25	35	42	50	55
3/8"	26	50	60	70	76
1/2"	38	61	80	95	108
3/4"	115	160	200	240	260
1"	160	220	270	320	350
1-1/2"	160	230	285	340	380

Note: All values are approximate.

## General Purpose Series Regulator

The General Purpose Series Regulators are ideal where pressure must be held constant over a wide variation of flow. Zinc die cast bodies offer excellent durability for most industrial applications.

- Holds pressure constant over wide variations in flow
- 0-125 psi pressure range
- Two 1/4" gauge ports

Pipe Size	Model	SPECIFICATIONS	
1/4"	R140 *	Max Supply Pressure	300 psi
3/8"	R380 *	Max Temperature	120 °F
1/2"	R120 *	Adjusting Knob	Brass
3/4"	R340 *	Body	Zinc Die Cast
1"	R100 *		
1-1/2"	R1120 *		
2"	R2000 <sup>1</sup> *		

<sup>1</sup>R2000 (2") regulator requires a pilot regulator to control the reduced pressure outlet.

SCFM FLOW RATE AT 80 PSI INPUT			
SUPPLY PRESSURE	PRESSURE DROP		
	2	5	10
1/4"	10	18	40
3/8"	10	18	50
1/2"	10	18	60
3/4" & 1"	20	40	120
1-1/2"	20	120	240
2"	400	750	1200

Note: All values are approximate.



R140

**WARNING:** Although polycarbonate bowls are capable of withstanding extreme physical abuse, they are susceptible to damage and may possibly burst when subjected to some cleaning products and synthetic oils, particularly phosphate esters. Should there be any questions regarding their compatibility with your applications, consult the factory or use a metal bowl.



**WARNING!** This product can expose you to chemicals including lead, which is known to the State of California to cause cancer and birth defects or other reproductive harm. For more information go to [www.P65Warnings.ca.gov](http://www.P65Warnings.ca.gov). **Wash hands after handling.**



L140MB

## General Purpose Series Lubricator

The General Purpose Series Lubricators offer port sizes from 1/4" through 1-1/2". This size range allows reliable interchange with other manufacturers. Units are manufactured with zinc die cast bodies and available with plastic bowls with guards or metal bowls. An excellent choice for most industrial applications.

- Mist type atomizing with see-through sightglass
- Once oil delivery rate is set, proportional oil-to-air delivery rate ensures even lubrication at all times
- Bowl volumes from 5 oz to 20 oz

### SCFM FLOW RATE

SUPPLY PRESSURE	PRESSURE DROP				
	1	2	3	4	5
1/4" at 100 psi	15	30	40	50	58
3/8" at 100 psi	25	50	67	80	90
1/2" at 100 psi	62	88	104	118	127
3/4" at 100 psi	120	190	240	275	300
1" at 100 psi	140	210	250	290	325
1-1/2" at 100 psi	50	200	380	450	475

Note: All values are approximate.

Pipe Size	Bowl Options	Model
1/4"	Bowl Guard	L140BG *
1/4"	Metal Bowl	L140MB *
3/8"	Bowl Guard	L380BG *
3/8"	Metal Bowl	L380MB *
3/4"	Metal Bowl	L340MB *
1/2"	Bowl Guard	L120BG *
1/2"	Metal Bowl	L120MB *
1"	Metal Bowl	L100MB *
1-1/2"	Metal Bowl	L1120MB *

## General Purpose Series Assemblies and Accessories



FR140

Includes 0-160 psi pressure gauge.

### Replacement and Repair Kit Information

Pipe Size	Bowl Options	Model
1/4"	Filter-Regulator	FR140 *
1/4"	Filter-Regulator-Lubricator	FRL1400 *
3/8"	Filter-Regulator	FR380 *
3/8"	Filter-Regulator-Lubricator	FRL3800 *
1/2"	Filter-Regulator	FR120 *
1/2"	Filter-Regulator-Lubricator	FRL1200 *
3/4"	Filter-Regulator	FR340MB *
3/4"	Filter-Regulator-Lubricator	FRL3400MB *
1"	Filter-Regulator	FR100MB *
1"	Filter-Regulator-Lubricator	FRL1000MB *

"MB" suffix denotes Metal Bowl. All others supplied with polycarbonate bowl and guard.

Bowl Options	Model
<b>Filter</b>	
3/4" - 2" Metal Bowl Replacement Kit	BK603B *
3/4" - 1-1/2" Metal Bowl with Sightglass Replacement Kit	RKB605WB *
<b>Regulator</b>	
3/4" - 1" Repair Kit	RK119B *
1-1/2" Repair Kit	RK119D *
<b>Lubricator</b>	
3/4" - 2" Metal Bowl Replacement Kit	BK603B



FRL140MB

Includes 0-160 psi pressure gauge.

Description	Model
<b>Filter</b>	
Automatic Drain	8851AD *
<b>Regulator</b>	
1/4" - 3/8" Mounting Bracket	MB140 *
1/2" Mounting Bracket	MB120 *
3/4" - 1" Mounting Bracket	MB340 *
<b>Pressure Gauge 0-160 psi</b>	
1-1/2" Dial	8800-160 *

**WARNING:** Although polycarbonate bowls are capable of withstanding extreme physical abuse, they are susceptible to damage and may possibly burst when subjected to some cleaning products and synthetic oils, particularly phosphate esters. Should there be any questions regarding their compatibility with your applications, consult the factory or use a metal bowl.

## Desiccant Air Dryers

The Desiccant Air Dryers collect the smallest moisture mists. Use of standard air filters and coalescing filters is highly recommended to achieve exceptionally dry air. Desiccant beads change color from blue to pink to indicate absorbing capacity (blue = dry, pink = wet). Beads in standard version are also reusable.

- Pressure drop of less than 1 psi
- No additional power source required
- Standard version is easy to service
- In-Line version is disposable

Description	Model
Standard Version, 1/4" FPT	8422 *
Standard Version, 3/8" FPT	8423 *
Standard Version, 1/2" FPT	8424 *
Standard Style Desiccant Refill	8422-GEL
In-Line Desiccant, 1/4" FPT (2 pack)	4042
Replacement Tube with Screen, Desiccant Air Dryer	8422-5
Polycarbonate Bowl, Desiccant Air Dryer	8422-6
Steel Bowl Guard, Desiccant Air Dryer	8422-7

	SPECIFICATIONS	
	STANDARD	IN-LINE
Max Supply Pressure	150 psi	125 psi
Max Operating Temp	125 °F	130 °F
Max Flow Capacity	10 SCFM	15 SCFM
Materials:		
Body	Zinc Die Cast	Polycarbonate
Bowl	Polycarbonate	Polycarbonate
Bowl Guard	Steel	Nylon
Dimensions:		
Height	12-1/4"	3-3/4"
Width (port to port)	4-1/2"	1-11/16"



4042



8424

## Mechanical Condensate Drain Units

Mechanical Condensate Drains are useful for the automatic removal of moisture from drip legs, aftercoolers, compressors and other devices. A manual override feature permits draining between automatic drain times. The 1/2" FPT is standard.

- Float controlled valve
- Line pressure forces moisture escape
- Manual operation possible with quick return to automatic operation

Description	Model
Mechanical Drain with Polycarbonate Bowl	8514 *
Mechanical Drain with Metal Bowl	8514M *
Internal Automatic Drain	8851AD *

SPECIFICATIONS	
Maximum Supply Pressure:	
Plastic Bowl	150 psi
Metal Bowl	250 psi
Maximum Operating Temp:	
Plastic Bowl	120 °F
Metal Bowl	250 °F
Materials:	
Body	Aluminum
Bowl	Transparent Polycarbonate w/ High Impact Plastic Guard
Metal Bowl	Zinc Die Cast
Float Assembly	Plastic
Height	5-3/4"
Diameter	2-1/8"
Bowl Volume	3.8 oz



8514M

## Solid State Automatic Drain

The Solid State Automatic Drain allows moisture to be released from accumulation points at specified cycle times. Comes standard with an electronic timer for automatic operation at the application or operation from a remote location.

- Cycle time can be set from 1 to 45 minutes
- Drain time can be set from 1 to 15 seconds
- Operates on 120V 60Hz / 110V 50Hz voltage
- 6 foot heavy duty grounded power cord
- Manual operation between cycles

Description	Model
Solid State Automatic Drain Valve with Timer	8653 *



8653



**WARNING!** This product can expose you to chemicals including lead, which is known to the State of California to cause cancer and birth defects or other reproductive harm. For more information go to [www.P65Warnings.ca.gov](http://www.P65Warnings.ca.gov). **Wash hands after handling.**

## Pressure Gauges

Pressure gauges are an invaluable tool to air system performance. Coilhose Pneumatics offers a wide variety of sizes to meet many applications. All gauges are dry type with either polycarbonate or metal cases and polycarbonate or glass lenses. Accuracy is 3-2-3%. Gauges are available in both back mount and bottom mount.



MG12160



8800-160



GB16160



GBV1630



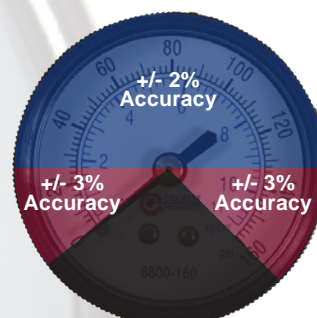
GBV1630

Port Size	Pressure Range	Mounting Style	Dial Size	Case	Lens	Model	
1/8"	0-160 psi	Back	1-1/2"	Aluminum	Polycarbonate	MG12160	*
1/8"	0-60 psi	Back	1-1/2"	Metal	Polycarbonate	26G-60	*
1/8"	0-160 psi	Back	1-1/2"	Metal	Polycarbonate	26G-160	*
1/8"	0-60 psi	Back	1-1/2"	Chrome Plated	Glass	8700-60	*
1/8"	0-160 psi	Back	1-1/2"	Chrome Plated	Glass	8700-160	*
1/8"	0-160 psi	Back	2"	Chrome Plated	Glass	G18160	*
1/8"	0-300 psi	Back	2"	Chrome Plated	Glass	G18300	*
1/8"	0-60 psi	Bottom	2"	Chrome Plated	Glass	GB1860	*
1/8"	0-160 psi	Bottom	2"	Chrome Plated	Glass	GB18160	*
1/4"	0-160 psi	Back	2"	Chrome Plated	Glass	G14160	*
1/4"	0-300 psi	Back	2"	Chrome Plated	Glass	G14300	*
1/4"	0-60 psi	Back	2"	Polycarbonate	Polycarbonate	8800-60	*
1/4"	0-160 psi	Back	2"	Polycarbonate	Polycarbonate	8800-160	*
1/4"	0-300 psi	Back	2"	Polycarbonate	Polycarbonate	8800-300	*
1/4"	0-30 psi	Bottom	2"	Chrome Plated	Glass	GB1430	*
1/4"	0-60 psi	Bottom	2"	Chrome Plated	Glass	GB1460	*
1/4"	0-100 psi	Bottom	2"	Chrome Plated	Glass	GB14100	*
1/4"	0-160 psi	Bottom	2"	Chrome Plated	Glass	GB14160	*
1/4"	0-200 psi	Bottom	2"	Chrome Plated	Glass	GB14200	*
1/4"	0-300 psi	Bottom	2"	Chrome Plated	Glass	GB14300	*
1/4"	0-30 psi	Bottom	2-1/2"	Chrome Plated	Glass	GB1630	*
1/4"	0-60 psi	Bottom	2-1/2"	Chrome Plated	Glass	GB1660	*
1/4"	0-100 psi	Bottom	2-1/2"	Chrome Plated	Glass	GB16100	*
1/4"	0-160 psi	Bottom	2-1/2"	Chrome Plated	Glass	GB16160	*
1/4"	0-200 psi	Bottom	2-1/2"	Chrome Plated	Glass	GB16200	*
1/4"	0-300 psi	Bottom	2-1/2"	Chrome Plated	Glass	GB16300	*
1/4"	0-30 psi	Bottom	3-1/2"	Chrome Plated	Glass	GB1730	*
1/4"	0-60 psi	Bottom	3-1/2"	Chrome Plated	Glass	GB1760	*
1/4"	0-100 psi	Bottom	3-1/2"	Chrome Plated	Glass	GB17100	*
1/4"	0-160 psi	Bottom	3-1/2"	Chrome Plated	Glass	GB17160	*
1/4"	0-200 psi	Bottom	3-1/2"	Chrome Plated	Glass	GB17200	*
1/4"	0-300 psi	Bottom	3-1/2"	Chrome Plated	Glass	GB17300	*
1/4"	0-600 psi	Bottom	3-1/2"	Chrome Plated	Glass	GB17600	*

## Vacuum and Hydraulic Gauges

Port Size	Type	Pressure Range	Mounting Style	Dial Size	Case	Lens	Model	
1/4"	Vacuum	0-30 psi	Bottom	2-1/2"	Chrome Plated	Glass	GBV1630	*
1/4"	Hydraulic	0-1000 psi	Bottom	2-1/2"	Chrome Plated	Glass	GH191000	*
1/4"	Hydraulic	0-3000 psi	Bottom	2-1/2"	Chrome Plated	Glass	GH193000	*
1/4"	Hydraulic	0-5000 psi	Bottom	2-1/2"	Chrome Plated	Glass	GH195000	*

### 3-2-3 Accuracy Explained





# PLASTIC TUBING

## Plastic Tubing Selection Guide

We offer several of the most common thermoplastic tubing compounds used in industrial and pneumatic applications. Each thermoplastic compound exhibits different characteristics that need to be taken into consideration when selecting tubing for any application. Becoming familiar with the different features and advantages of each tubing compound will be most beneficial in the selection process. Here are eight basic categories of questions to help start the selection process:

1. What are the **PRESSURE AND TEMPERATURE** limits of the application the tubing will be used in?
2. What is the **MEDIA** running through the tubing?
3. What type of **FITTINGS** will be used with the tubing?
4. What are the required **PHYSICAL FEATURES** of the tubing?
5. What are the **REGULATORY REQUIREMENTS** the tubing must comply to?
6. What must the tubing be **RESISTANT** to?
7. What are the **COST** guidelines?
8. What is the **SPLICE ALLOWANCE**?

### 1. PRESSURE AND TEMPERATURE EXPOSURE

The pressure rating of thermoplastic tubing is determined by testing the short term bursting pressure at 75 °F.

Temperature has a definite impact upon the burst and working pressure of thermoplastic tubing. Careful consideration should be given when operating in elevated temperatures, especially temperatures approaching the maximum limits of the particular tubing compound. **Note:** Reinforced tubing can offer significantly higher pressure ratings.

### 2. MEDIA

The best advice is always thoroughly test and understand the chemical resistance of your tubing. Varying temperatures, mixing chemicals and varying environmental conditions can significantly alter performance of thermoplastic tubing. We offer samples whenever possible to assist with your in-house testing.

### 3. FITTINGS

There are three basic types of fittings used on thermoplastic tubing. They are categorized as barbed fittings, compression fittings and push-to-connect or push-in fittings. Each fitting offers different features and benefits. It is very important that the tubing selected be compatible with the type of fitting it is to be installed with.

### 4. PHYSICAL FEATURE CRITERIA

Four of the most common physical properties considered in the tubing selection process are flexibility, kink resistance, clarity and color availability. The best way to fully understand the difference in flexibility and kink resistance is to compare samples.

### 5. REGULATORY REQUIREMENTS

There are applications that require that tubing comply with various agency regulations. Some more common compliance requests include:

FDA Food and Drug Administration  
NSF National Sanitation Foundation  
USP Class VI (U.S. Pharmaceutical)  
USDA U.S. Dept. of Agriculture  
UL Underwriters Laboratory

Some regulations are very general, while others are very specific. Due to the complexity of many of the requirements, we strongly urge you to consult our technical service engineers with your exact application for assistance. Responsibility for final application will remain with the user.

### 6. RESISTANCES

This broad category of tubing characteristics deals mostly with the environmental or working conditions the tubing will be exposed to. Besides the usual resistance to various chemicals, some other considerations are: abrasion, moisture, flammability, kinking, vermin, ultraviolet light, bacteria and fungus.

Often overlooked, these environmental factors can contribute to premature tubing failures. If your application has the potential to cause severe damage or injury with a failure, **CAREFUL SELECTION** and **STRINGENT TESTING** ARE MANDATORY.

### 7. COSTS

If more than one tubing compound will adequately serve the application, then tubing costs might factor into the decision. Tubing is a relatively low cost item and its true value is found in long and trouble free service.

### 8. SPLICE ALLOWANCE

Tubing can be specially ordered without splices by requesting "No Splices" on your order.

## Polyurethane (PU) Tubing

Coilhose Pneumatics Polyurethane is extruded from high-quality ether-based resin. This means that the tubing will not degrade over time when exposed to water. Polyurethane tubing offers increased flexibility, resistance to kinking and a broad temperature range. All our polyurethane tubing is 95A durometer and can be used with either push-to-connect fittings or hose barbs.

Compatible with Coilock Push-to-Connect fittings (page 88-89) and Poly-Tube fittings (page 91).

Specifications	
Temperature Range	-40 °F to 165 °F
Vacuum Rating	Up to 28" Hg
Diameter Tolerances	1/8" - 9/16" +/- .005" 3/4" +/- .007"
Working Pressure	3:1 Safety Factor
Compliance	UL94HB
UV Stabilized	Yes
Hardness	95A

Color Code Key			
K	Black	NG	Neon Green
B	Blue	TB	Transparent Blue
X	Gray	TC	Transparent Clear
G	Green	TG	Transparent Green
R	Red	TQ	Transparent Orange
P	Purple	TR	Transparent Red
Y	Yellow	TY	Transparent Yellow
Q	Orange	W	White



### ITEM NUMBER STRUCTURE

PT0203-100K

#### STANDARD SIZES

Tube O.D.	Tube I.D.	Wall Thickness	Working Pressure @75 °F	Model
1/8"	.066"	.030"	255 psi	PT0203
5/32"	3/32"	.031"	210 psi	PT2503
1/4"	1/8"	.062"	265 psi	PT0406
1/4"	.160"	.045"	175 psi	PT0404
3/8"	.245"	.065"	170 psi	PT0606
15/32"	5/16"	.079"	155 psi	PT0707
1/2"	.320"	.090"	175 psi	PT0809
9/16"	3/8"	.094"	155 psi	PT0909
3/4"	.467"	.142"	175 psi	PT1214

—

Available Lengths (FT)
50, 250, 500, 2500
100, 400, 1000, 2500
100, 500, 1000
100, 500, 1000
100, 500
50, 250
50, 250
50, 200
150

Colors Available
K, B, G, R, TB, TC, TY, Y
K, B, G, R, Q, TB, TC, TG, TR, W, Y
K, B, X, G, R, Q, TB, TC, TG, TQ, W, Y
K, B, X, G, R, P, Q, NG, TB, TC, TG, TR, TY, W, Y
K, B, X, G, R, Q, TB, TC, TR, TY, W, Y
NG
K, B, R, TB, TC, Y
K, B, G, R, TB, TC, Y
K, B, R, TB, TC

#### METRIC SIZES

Tube O.D.	Tube I.D.	Wall Thickness	Working Pressure @75 °F	Model
3mm	1.8mm	0.6mm	230 psi	PT0306
4mm	2.4mm	0.8mm	210 psi	PT0408
6mm	4.0mm	1.0mm	160 psi	PT0610
8mm	5.0mm	1.5mm	190 psi	PT0815
10mm	6.5mm	1.75mm	170 psi	PT1017
12mm	8.0mm	2.0 mm	155 psi	PT1220

—

Available Lengths (FT)
100, 500
100, 400, 1000, 2500
100, 500, 1000
100, 500
50, 500
50, 250

Colors Available
K, TC
K, B, G, R, TB, TC, W, Y
K, B, G, R, Q, TB, TC, W, Y
K, B, G, R, TB, TC, W, Y
K, B, G, R, TB, TC, Y
K, B, R, TB, TC, W, Y



## Bonded Polyurethane (PU) Tubing

Bonded Polyurethane Tubing or Multi-Color Ribbon (MCR) provides a cost effective method of routing two or more lines in a single run. MCR enables rapid identification, tracing and troubleshooting.

Constructed of polyurethane, MCR can be installed faster than other jacketing options. MCR will withstand the rigors of flexing, yet can be easily separated for routing by simply pulling sections apart. Compatible with Coilock Push-to-Connect fittings (page 88-89) and Poly-Tube fittings (page 91).

Specifications	
Temperature Range	-40 °F to 165 °F
Vacuum Rating	Up to 28" Hg
Diameter Tolerances	1/8" - 9/16" +/- .005", 3/4" +/- .007"
Working Pressure	3:1 Safety Factor
Compliance	UL94HB
UV Stabilized	Yes

Tube O.D.	Tube I.D.	Tubes	Length	Color	Model
1/4"	.160"	Twin	50'	Red-Blue	PT0404-50RB
1/4"	.160"	Twin	100'	Red-Blue	PT0404-100RB
1/4"	.160"	Quad	50'	Red-Blue/White-Clear	PT0404-50RBWC
1/4"	.160"	Quad	100'	Red-Blue/White-Clear	PT0404-100RBWC
3/8"	1/4"	Twin	50'	Red-Blue	PT0606-50RB
3/8"	1/4"	Twin	100'	Red-Blue	PT0606-100RB
3/8"	1/4"	Quad	50'	Red-Blue/White-Clear	PT0606-50RBWC
3/8"	1/4"	Quad	100'	Red-Blue/White-Clear	PT0606-100RBWC



## Polyethylene (PE) Tubing

Polyethylene is one of the most popular choices for low pressure tubing due to its resistance to most chemicals and solvents, good flexibility and economical cost. Our polyethylene tubing is extruded from high-quality resin. Compatible with Coilock Push-to-Connect fittings (pages 88-89) and Poly-Tube fittings (page 91).

Specifications	
Temperature Range	-40 °F to 150 °F
Vacuum Rating	Up to 28" Hg
Working Pressure	3:1 Safety Factor
Compliance	FDA, NSF51
Hardness	50 Shore D

Color Code Key			
K	Black	Q	Orange
B	Blue	R	Red
G	Green	Y	Yellow
N	Natural		

### ITEM NUMBER STRUCTURE

PE021-100K

### STANDARD SIZES

Tube O.D.	Tube I.D.	Wall Thickness	Working Pressure @75 °F	Model
1/8"	.062"	.031"	305 psi	PE021
5/32"	.106"	.025"	175 psi	PE2510
1/4"	.170"	.040"	200 psi	PE0417
5/16"	.187"	.062"	230 psi	PE3103
3/8"	.250"	.062"	190 psi	PE064
1/2"	.375"	.062"	135 psi	PE086
5/8"	.500"	.062"	100 psi	PE106

—

Available Lengths (FT)
100, 500, 1000, 2500
100, 250, 1000, 2500
100, 500, 1000
100, 500
100, 500
100, 250, 500
100, 300

Colors Available
K, B, G, N, Q, R
K, B, G, N, Q, R, Y
K, B, G, N, Q, R, Y
K, B, N, R
K, B, G, N, Q, R, Y
K, B, G, N, Q, R, Y
K, N

### METRIC SIZES

Tube O.D.	Tube I.D.	Wall Thickness	Working Pressure @75 °F	Model
4mm	2.7mm	.65mm	175 psi	PE0465
6mm	4mm	1.0mm	175 psi	PE0610
8mm	6mm	1.0mm	140 psi	PE0810
10mm	8mm	1.0mm	115 psi	PE1010
12mm	9mm	1.5mm	135 psi	PE1215

—

Available Lengths (FT)
100, 250, 1000
100, 500, 1000
100, 500
100, 500
100, 250, 500

Colors Available
K, N
K, N
K, N
K, N
K, N

## Nylon (PA) Tubing

Coilhose Pneumatics offers high-quality Nylon Tubing for applications requiring low density, lightweight toughness, flexibility and chemical resistance. Its dimensional stability makes it compatible with Coilock Fittings as shown on page 88-89 and Poly-Tube fittings as shown on page 91. Lengths of 100 feet are packaged in plastic bags; longer lengths are on reels.

Specifications	
Temperature Range	-60 °F to 200 °F
Vacuum Rating	Up to 28" Hg
Working Pressure	4:1 Safety Factor
Compliance	Meets UL94HB
UV Stabilized	Yes
Hardness	78 Rockwell R

Color Code Key			
K	Black	Q	Orange
B	Blue	R	Red
G	Green	Y	Yellow
N	Natural		

## ITEM NUMBER STRUCTURE

# NC0216-100K



### STANDARD SIZES

Tube O.D.	Tube I.D.	Wall Thickness	Working Pressure @75 °F	Model
1/8"	.093"	.016"	270 psi	NC0216
5/32"	.106"	.025"	350 psi	NC2525
3/16"	.138"	.025"	260 psi	NC0325
1/4"	.170"	.040"	330 psi	NC0440
1/4"	.180"	.035"	290 psi	NC0435
5/16"	.232"	.040"	240 psi	NC0540
3/8"	.275"	.050"	250 psi	NC0650
1/2"	.375"	.062"	240 psi	NC0862

Available Lengths (FT)
100, 500, 1000, 2500
100, 1000, 2500
100, 500, 2000
100, 500, 1000
100, 500, 1000
100, 500
100, 500
100, 250, 500

Colors Available
K, B, G, N, R, Y
K, B, G, N, Q, R, Y
K, B, N, R
K, B, G, N, R, Y
K, B, G, N, R, Y
K, B, G, N, R, Y
K, B, G, N, R, Y
K, B, N, R

### METRIC SIZES

Tube O.D.	Tube I.D.	Wall Thickness	Working Pressure @75 °F	Model
4mm	2.7mm	.65mm	350 psi	NC0465
5mm	3mm	1.0mm	420 psi	NC0510
6mm	4mm	1.0mm	340 psi	NC0610
8mm	6mm	1.0mm	250 psi	NC0810
10mm	8mm	1.0mm	190 psi	NC1010
12mm	10mm	1.0mm	150 psi	NC1210

Available Lengths (FT)
100, 1000, 2500
100, 1000
100, 1000
100, 500
100, 500
100, 250, 500

Colors Available
K, N
K, N
K, N
K, N
K, N
K, N

## Polyvinyl (PVC) Tubing

Our flexible PVC uses a non-phthalate plasticizer. We pioneered the use of this environmentally friendly material in the plastic tubing industry. This PVC has a smooth interior and exterior which prevents sediment accumulation, making it well-suited for the food and beverage, medical and pharmaceutical industries.

Specifications	
Temperature Range	-30 °F to 150 °F
Working Pressure	3:1 Safety Factor
Hardness	80A
Vacuum Rating	Not Recommended
Compliance	FDA for food contact, CA Prop 65, Meets USPVI Testing Requirements

Tube O.D.	Tube I.D.	Wall Thickness	Length	Working Pressure	Color	Model
1/8"	1/16"	.031"	100'	145 psi	Transparent	PV021-100
1/4"	1/8"	.062"	100'	165 psi	Transparent	PV042-100
5/16"	3/16"	.062"	100'	110 psi	Transparent	PV053-100
3/8"	1/4"	.062"	100'	91 psi	Transparent	PV064-100
1/2"	3/8"	.062"	100'	57 psi	Transparent	PV086-100
3/4"	1/2"	.125"	100'	63 psi	Transparent	PV1208-100





## D.O.T. Tubing

D.O.T. tubing is made using our standard Nylon. Type "A" Air Brake tubing is ideal for use on vehicles for instrumentation and pneumatic accessories connected to the air brake system. Type "A" Air Brake tubing is non-reinforced and meets SAE J844 specifications and is available in a variety of colors.

Specifications	
Temperature Range	-60 °F to 200 °F
Compliance	SAE J844 Type "A"
Heat & Light Stabilized	Yes

Color Code Key			
K	Black	O	Orange
B	Blue	R	Red
G	Green	Y	Yellow

### ITEM NUMBER STRUCTURE

**DOT18-1000K**

Tube O.D.	Wall Thickness	Bend Radius	Working Pressure @75 °F	Burst Pressure	Model	Available Lengths (FT)	Colors Available
1/8"	.023"	3/8"	150 psi	1000 psi	DOT18	1000	K, B, O, R, Y
5/32"	.032"	1/2"	150 psi	1200 psi	DOT532	1000	K, B, G, O, R, Y
1/4"	.040"	1"	150 psi	1200 psi	DOT14	1000	K, B, G, O, R, Y
5/16"	.040"	1-1/4"	150 psi	1000 psi	DOT516	1000	K, B, G, O, R, Y

For a full product offering, contact the factory.



## Weld Spatter Tubing

Weld Spatter Resistant Tubing is specially designed to operate in environments where sparks from welding and cutting are present. We've combined a blue 95A durometer polyurethane core with a specially formulated flame-retardant jacket to create a tubing that sheds weld spatter before it can do any damage. The cover also meets UL94VO requirements, offers strong insulating properties and resists a wide variety of oils, greases, acids, bases and aqueous solutions. Also resists ozone, heat aging and ultraviolet light.

Specifications	
Temperature Range	-40 °F to 165 °F
Compliance	Outer UL94VO; Inner UL94HB
Working Pressure	3:1 Safety Factor
Color	Black Jacket & Blue Core

### ITEM NUMBER STRUCTURE

**WS0404-100K**

Tube O.D.	Tube I.D.	Bend Radius	Working Pressure @75 °F	Model	Available Lengths (FT)	Colors Available
5/32"	.093"	3/8"	210 psi	WS2503	100	K - BLACK
1/4"	.160"	1/2"	175 psi	WS0404	100, 250, 1000	K - BLACK
3/8"	.245"	7/8"	170 psi	WS0606	100, 500	K - BLACK
1/2"	.320"	1-1/8"	175 psi	WS0809	50	K - BLACK

For a full product offering, contact the factory.

## Tubing Cutter

Our plastic tubing cutter is designed to be the most efficient and accurate tubing cutter available. It provides a square cut without deforming the tubing to allow a more secure connection into the fitting. It's durable enough to cut hard plastic tubing yet lightweight and small enough for convenient storage. Ideal for Nylon, Polyurethane, Polyethylene and most other plastic tubing. Our cutter will cut 1/8" O.D. through 3/4" O.D. tubing.

For added convenience, we offer the cutter with a coiled leash so it can be permanently attached to a designated location. This helps to avoid misplacing the cutter.

Description	Model
Tubing Cutter (Black)	PXC058
Tubing Cutter Counter Top Display (10 Units)	PXC058-DB
Tubing Cutter (Black) w/ Leash	PXC058-L
Tubing Cutter (Blue)	PXC058B
Tubing Cutter Replacement Blade – 10 Pack	PXC059-P10
Tubing Cutter Replacement Blade – 5 Pack	PXC059-P5



PXC058



PXC058B



PXC058-L

## Hose Cutter

The hose cutter from Coilhose Pneumatics allows you to accurately cut hose or tubing up to 1-1/4" O.D. without burring, allowing easy hose assembly. Its ergonomically designed handle, made from aluminum, provides the user with a sure and comfortable grip, and minimizes fatigue. A corrosion-resistant heavy steel blade allows even braided hose to be cut clean and straight with minimum effort. The steel blade is reversible, providing two cutting surfaces. Steel clip keeps jaws locked in the closed position.

Ideal for tough industrial applications. Hose Cutter length is 8 1/2".

Description	Model
Hose Cutter	PXC098R
Replacement Blades (5 Blades)	PXC099M
Replacement Blades (5 Blades) – 10 Pack	PXC099M-P10



PXC098R

## Tube Channels

Tube Channels provide installers with a simple way of organizing and securing plastic tubing. When tube channels are used, future troubleshooting and repairs are conducted in an easier fashion. Mounts with supplied tape, or with screw mounting holes. Features the ability to be cut for custom installations.

Tube O.D. (Inch)	Tube O.D. (Metric)	# Channels	Model
3/8"	9.52 mm	10	PTC6-10
3/8"	9.52 mm	7	PTC6-7
1/2"	12.70 mm	6	PTC8-6
3/16"	4.75 mm	10	TC3-10
1/4"	6.35 mm	10	TC4-10
5/32"	4.0 mm	10	TC5-10



TC4-10



PTC8-6



A large stack of brass rods is shown, with a circular arrangement of smaller rods placed on top. The rods are polished and have a golden-yellow hue. The word "FITTINGS" is overlaid in the center of the image.

# FITTINGS



CL680808

## Coilock Push-to-Connect Fittings

Coilock fittings provide a simple connection method for polyurethane, nylon and polyethylene tubing (see pages 81-83).

### Specifications

Temp. Range	-4 °F to 175 °F
Max psi	225 psi

### Male Connectors

Tube O.D.	Thread Style	Model	Tube O.D.	Thread Style	Model	Tube O.D.	Thread Style	Model
1/8"	10-32" MPT	CL68021032 *	1/4"	3/8" MPT	CL680406 *	4mm	1/8" BSPP	CL31010402 *
1/8"	1/16" MPT	CL680201 *	5/16"	1/8" MPT	CL680502 *	4mm	1/4" BSPP	CL31010404 *
1/8"	1/8" MPT	CL680202 *	5/16"	1/4" MPT	CL680504 *	6mm	1/8" BSPP	CL31010602 *
1/8"	1/4" MPT	CL680204 *	5/16"	3/8" MPT	CL680506 *	6mm	1/4" BSPP	CL31010604 *
5/32"	10-32" MPT	CL68251032 *	3/8"	1/8" MPT	CL680602 *	8mm	1/8" BSPP	CL31010802 *
5/32"	1/8" MPT	CL682502 *	3/8"	1/4" MPT	CL680604 *	8mm	1/4" BSPP	CL31010804 *
5/32"	1/4" MPT	CL682504 *	3/8"	3/8" MPT	CL680606 *	8mm	3/8" BSPP	CL31010806 *
3/16"	1/8" MPT	CL680302 *	3/8"	1/2" MPT	CL680608 *	10mm	1/4" BSPP	CL31011004 *
3/16"	1/4" MPT	CL680304 *	1/2"	1/4" MPT	CL680804 *	10mm	3/8" BSPP	CL31011006 *
1/4"	10-32" MPT	CL68041032 *	1/2"	3/8" MPT	CL680806 *	10mm	1/2" BSPP	CL31011008 *
1/4"	1/8" MPT	CL680402 *	1/2"	1/2" MPT	CL680808 *	12mm	1/4" BSPP	CL31011204 *
1/4"	1/4" MPT	CL680404 *				12mm	3/8" BSPP	CL31011206 *
						12mm	1/2" BSPP	CL31011208 *



CL690808S

### Male Swivel Elbow

Tube O.D.	Thread Style	Model	Tube O.D.	Thread Style	Model	Tube O.D.	Thread Style	Model
1/8"	10-32" MPT	CL69021032S *	5/16"	1/8" MPT	CL690502S *	4mm	1/8" BSPP	CL31990402 *
1/8"	1/8" MPT	CL690202S *	5/16"	1/4" MPT	CL690504S *	4mm	1/4" BSPP	CL31990404 *
1/8"	1/4" MPT	CL690204S *	5/16"	3/8" MPT	CL690506S *	6mm	1/8" BSPP	CL31990602 *
5/32"	10-32" MPT	CL69251032S *	3/8"	1/8" MPT	CL690602S *	6mm	1/4" BSPP	CL31990604 *
5/32"	1/8" MPT	CL692502S *	3/8"	1/4" MPT	CL690604S *	8mm	1/8" BSPP	CL31990802 *
5/32"	1/4" MPT	CL692504S *	3/8"	3/8" MPT	CL690606S *	8mm	1/4" BSPP	CL31990804 *
1/4"	10-32" MPT	CL69041032S *	3/8"	1/2" MPT	CL690608S *	8mm	3/8" BSPP	CL31990806 *
1/4"	1/8" MPT	CL690402S *	1/2"	1/4" MPT	CL690804S *	10mm	1/4" BSPP	CL31991004 *
1/4"	1/4" MPT	CL690404S *	1/2"	3/8" MPT	CL690806S *	10mm	3/8" BSPP	CL31991006 *
1/4"	3/8" MPT	CL690406S *	1/2"	1/2" MPT	CL690808S *	10mm	1/2" BSPP	CL31991008 *
						12mm	1/4" BSPP	CL31991204 *
						12mm	3/8" BSPP	CL31991206 *
						12mm	1/2" BSPP	CL31991208 *

### Female Connector



CL660606

Tube O.D.	Thread Style	Model
1/8"	1/8" FPT	CL660202 *
1/8"	1/4" FPT	CL660204 *
5/32"	1/8" FPT	CL662502 *
5/32"	1/4" FPT	CL662504 *
1/4"	1/8" FPT	CL660402 *
1/4"	1/4" FPT	CL660404 *
5/16"	1/8" FPT	CL660502 *
5/16"	1/4" FPT	CL660504 *
3/8"	1/4" FPT	CL660604 *
3/8"	3/8" FPT	CL660606 *
4mm	1/8" BSPP	CL31140402 *
4mm	1/4" BSPP	CL31140404 *
6mm	1/8" BSPP	CL31140602 *
6mm	1/4" BSPP	CL31140604 *
8mm	1/8" BSPP	CL31140802 *
8mm	1/4" BSPP	CL31140804 *
10mm	3/8" BSPP	CL31141006 *
12mm	3/8" BSPP	CL31141206 *
12mm	1/2" BSPP	CL31141208 *



CL670606S

### Male Swivel Extended Elbow

Tube O.D.	Thread Style	Model
5/32"	1/8" MPT	CL672502S *
5/32"	1/4" MPT	CL672504S *
1/4"	1/8" MPT	CL670402S *
1/4"	1/4" MPT	CL670404S *
5/16"	1/4" MPT	CL670504S *
3/8"	1/4" MPT	CL670604S *
3/8"	3/8" MPT	CL670606S *



CL700806S

### Female Swivel Elbow

Tube O.D.	Thread Style	Model
1/8"	1/8" FPT	CL700202S *
5/32"	1/8" FPT	CL702502S *
1/4"	1/8" FPT	CL700402S *
1/4"	1/4" FPT	CL700404S *
3/8"	1/4" FPT	CL700604S *
1/2"	3/8" FPT	CL700806S *

## Coillock Push-to-Connect Fittings (continued)

Male Swivel Run Tee

Tube O.D.	Thread Style	Model	
1/8"	1/8" MPT	CL710202S	*
5/32"	1/8" MPT	CL712502S	*
5/32"	1/4" MPT	CL712504S	*
5/32"	10-32" MPT	CL71251032S	*
1/4"	1/8" MPT	CL710402S	*
1/4"	1/4" MPT	CL710404S	*
1/4"	3/8" MPT	CL710406S	*
5/16"	1/8" MPT	CL710502S	*
5/16"	1/4" MPT	CL710504S	*
3/8"	1/4" MPT	CL710604S	*
3/8"	3/8" MPT	CL710606S	*
3/8"	1/2" MPT	CL710608S	*
1/2"	1/4" MPT	CL710804S	*
1/2"	3/8" MPT	CL710806S	*



Male Swivel Branch Tee

Tube O.D.	Thread Style	Model	
1/8"	1/8" MPT	CL720202S	*
1/8"	10-32" MPT	CL72021032S	*
5/32"	1/8" MPT	CL722502S	*
5/32"	1/4" MPT	CL722504S	*
5/32"	10-32" MPT	CL72251032S	*
3/16"	1/8" MPT	CL720302S	*
1/4"	1/8" MPT	CL720402S	*
1/4"	1/4" MPT	CL720404S	*
1/4"	3/8" MPT	CL720406S	*
5/16"	1/8" MPT	CL720502S	*
5/16"	1/4" MPT	CL720504S	*
5/16"	3/8" MPT	CL720506S	*
3/8"	1/8" MPT	CL720602S	*
3/8"	1/4" MPT	CL720604S	*
3/8"	3/8" MPT	CL720606S	*
3/8"	1/2" MPT	CL720608S	*
1/2"	1/4" MPT	CL720804S	*
1/2"	3/8" MPT	CL720806S	*
1/2"	1/2" MPT	CL720808S	*
4 mm	1/8" BSPT	CL31080402	*
4 mm	1/4" BSPT	CL31080404	*
6 mm	1/8" BSPT	CL31080602	*
6 mm	1/4" BSPT	CL31080604	*
8 mm	1/8" BSPT	CL31080802	*
8 mm	1/4" BSPT	CL31080804	*
8 mm	3/8" BSPT	CL31080806	*
10 mm	1/4" BSPT	CL31081004	*
10 mm	3/8" BSPT	CL31081006	*
10 mm	1/2" BSPT	CL31081008	*
12 mm	1/4" BSPT	CL31081204	*
12 mm	3/8" BSPT	CL31081206	*
12 mm	1/2" BSPT	CL31081208	*

Union Y

Outlet Tube O.D.	Inlet Tube O.D.	Model
4mm	6mm	CL31400406
6mm	6mm	CL31400606
6mm	8mm	CL31400608
8mm	8mm	CL890505
8mm	10mm	CL31400810
10mm	10mm	CL31401010



Tube End Expander

Female Connection Tube O.D.	Male Connection Tube O.D.	Model
1/8"	1/4"	CL990402
5/32"	1/4"	CL990425
3/16"	1/4"	CL990403



Tube End Reducer

Female Connection Tube O.D.	Male Connection Tube O.D.	Model
1/8"	5/32	CL970225
1/8"	1/4"	CL970204
5/32"	1/4"	CL972504
5/32"	5/16"	CL972505
5/32"	3/8"	CL972506
1/4"	3/8"	CL970406
1/4"	1/2"	CL970408
3/8"	1/2"	CL970608



Dual Tube Y

Tube O.D.	Thread Style	Model	
5/32"	1/8" NPT	CL882502	*
5/32"	1/4" NPT	CL882504	*



Union Elbow

Tube O.D.	Model
1/8"	CL650202
3/16"	CL650303
1/4"	CL650404
3/8"	CL650606
1/2"	CL650808
4mm	CL652525
6mm	CL31020606
8mm	CL650505
10mm	CL31021010
12mm	CL31021212



Union

Tube O.D.	Model
1/8"	CL620202
3/16"	CL620303
1/4"	CL620404
5/16" (8mm)	CL620505
3/8"	CL620606
1/2"	CL620808
4mm (5/32")	CL622525
6mm	CL31060606
10mm	CL31061010
12mm	CL31061212



Plug

Tube O.D.	Model
5/32"	CL5925
3/16"	CL5903
1/4"	CL5904
5/16"	CL5905
3/8"	CL5906
1/2"	CL5908



Bulkhead Union

Tube O.D.	Model
1/8"	CL820202
1/4"	CL820404
3/8"	CL820606
1/2"	CL820808
4mm	CL822525
6mm	CL31160606
8mm	CL820505
10mm	CL31161010
12mm	CL31161212



Union Tee

Tube O.D.	Model
1/8"	CL640202
3/16"	CL640303
1/4"	CL640404
3/8"	CL640606
1/2"	CL640808
4mm	CL642525
6mm	CL31040606
8mm	CL640505
10mm	CL31041010
12mm	CL31041212

NOTE: Consult factory for additional styles and sizes.

## Brass Hose Fittings

Coilhose Pneumatics manufactures brass fittings to close tolerances and strict quality control standards. Made of solid brass, barb fittings should be used with properly crimped ferrules or clamps (see pages 29-30). Coilhose reusable hose fittings are ideal for quick, durable installations. Barb and reusable fittings can be used with nitrile, rubber and thermoplastic hose (see pages 25, 26 and 27).

Specifications	
Max psi	300 psi



**Reusable Male Rigid**

Hose I.D.	Hose O.D.	Male NPT	Model
1/4"	1/2"	1/4"	RM040804 *
1/4"	9/16"	1/4"	RM040904 *
1/4"	5/8"	1/4"	RM041004 *
5/16"	9/16"	1/4"	RM050904 *
5/16"	5/8"	1/4"	RM051004 *
5/16"	11/16"	1/4"	RM051104 *
3/8"	5/8"	1/4"	RM061004 *
3/8"	11/16"	1/4"	RM061104 *
3/8"	3/4"	1/4"	RM061204 *
3/8"	5/8"	3/8"	RM061006 *
3/8"	11/16"	3/8"	RM061106 *
3/8"	3/4"	3/8"	RM061206 *
1/2"	7/8"	1/2"	RM081408 *
1/2"	15/16"	1/2"	RM081508 *
1/2"	1"	1/2"	RM081608 *



**Reusable Female Swivel**

Hose I.D.	Hose O.D.	Female NPT	Model
1/4"	1/2"	1/4"	RF040804 *
1/4"	9/16"	1/4"	RF040904 *
1/4"	5/8"	1/4"	RF041004 *
5/16"	9/16"	1/4"	RF050904 *
5/16"	5/8"	1/4"	RF051004 *
5/16"	11/16"	1/4"	RF051104 *
3/8"	5/8"	3/8"	RF061006 *
3/8"	11/16"	3/8"	RF061106 *
3/8"	3/4"	3/8"	RF061206 *
1/2"	7/8"	1/2"	RF081408 *

**Hose Repair Kit**

Hose I.D.	Description	Model
1/4"	1/4" MPT Barb & Clamp	RK01 *
5/16"	1/4" MPT Barb & Clamp	RK02 *
3/8"	1/4" MPT Barb & Clamp	RK03 *
3/8"	3/8" MPT Barb & Clamp	RK04 *
1/2"	1/2" MPT Barb & Clamp	RK05 *
1/4"	1/4" Splicer & 2 Clamps	RK06 *
5/16"	5/16" Splicer & 2 Clamps	RK07 *
3/8"	3/8" Splicer & 2 Clamps	RK08 *



**Male Swivel Hose Barb**

Hose I.D.	Male NPT	Model
1/4"	1/4"	B0404S *
3/8"	3/8"	B0606S *



**Male Adapter Female**  
(For Ball Type)

Male NPS	Male NPT	Model
1/4"	1/8"	MA0402 *
1/4"	1/4"	MA0404 *
3/8"	1/4"	MA0604 *
3/8"	3/8"	MA0606 *
1/2"	3/8"	MA0806 *
1/2"	1/2"	MA0808 *
3/4"	3/4"	MA1212 *



**Hose Splicer Barb**

Hose I.D.	Model
3/16"	BS03 *
1/4"	BS04 *
5/16"	BS05 *
3/8"	BS06 *
1/2"	BS08 *



**Reusable Hose Splicer**

Hose I.D.	Hose O.D.	Model
1/4"	1/2"	RS0408 *
1/4"	9/16"	RS0409 *
1/4"	5/8"	RS0410 *
3/8"	5/8"	RS0610 *
3/8"	11/16"	RS0611 *
3/8"	3/4"	RS0612 *



**Female Rigid Hose Barb**

Hose I.D.	Female NPT	Model
1/4"	1/8"	FR0402 *
1/4"	1/4"	FR0404 *
1/4"	3/8"	FR0406 *
5/16"	1/4"	FR0504 *
3/8"	1/4"	FR0604 *
3/8"	3/8"	FR0606 *
1/2"	1/4"	FR0804 *
1/2"	3/8"	FR0806 *
1/2"	1/2"	FR0808 *



**Female Swivel Hose Barb**  
(Ball Type)

Hose I.D.	Female NPT	Model
3/16"	1/8"	F0302 *
3/16"	1/4"	F0304 *
1/4"	1/8"	F0402 *
1/4"	1/4"	F0404 *
5/16"	1/4"	F0504 *
3/8"	1/4"	F0604 *
3/8"	3/8"	F0606 *
1/2"	1/2"	F0808 *
3/4"	3/4"	F1212 *



**Male Rigid Hose Barb**

Hose I.D.	Male NPT	Model
1/8"	1/8"	B0202 *
3/16"	1/8"	B0302 *
3/16"	1/4"	B0304 *
1/4"	1/8"	B0402 *
1/4"	1/4"	B0404 *
1/4"	3/8"	B0406 *
5/16"	1/4"	B0504 *
3/8"	1/8"	B0602 *
3/8"	1/4"	B0604 *
3/8"	3/8"	B0606 *
3/8"	1/2"	B0608 *
1/2"	1/4"	B0804 *
1/2"	3/8"	B0806 *
1/2"	1/2"	B0808 *
1/2"	3/4"	B0812 *
3/4"	1/2"	B1208 *
3/4"	3/4"	B1212 *
1"	3/4"	B1612 *
1"	1"	B1616 *

## Speed Controls

Coilhose 90° Speed Controls are used to control the speed of pneumatic devices, such as air cylinders. These "free flow in/metered flow out" controls are adjustable via a knurled knob and feature a locking nut to retain the setting.

Ideal for use directly on pneumatic actuators. Inlet ports available in 10/32" to 1/2".

- Space-saving design is ideal for tight spaces.
- Composite body swivels a full 360° for easy installation.
- Knurled adjustment knob, knurled locking nut, NPT connection and collet are all nickel-plated brass for superior corrosion resistance and a "dressed" appearance.
- Thread sealant on the NPT connection for a secure seal.

### Specifications

Temperature Range	0 °F to 140 °F
Max Working Pressure	150 psi



Tube O.D.	Configuration	Model		Tube O.D.	Configuration	Model	
5/32"	1/8" MPT	SC692502	*	5/16"	1/4" MPT	SC690504	*
5/32"	1/4" MPT	SC692504	*	5/16"	3/8" MPT	SC690506	*
5/32"	10/32" UNF	SC69251032	*	3/8"	1/4" MPT	SC690604	*
1/4"	1/8" MPT	SC690402	*	3/8"	3/8" MPT	SC690606	*
1/4"	1/4" MPT	SC690404	*	3/8"	1/2" MPT	SC690608	*
1/4"	3/8" MPT	SC690406	*	1/2"	1/2" MPT	SC690808	*
1/4"	10/32" UNF	SC69041032	*				

## Poly-Tube Fittings

### Male Connectors (Tube to Male NPT)

Tube O.D.	Male NPT	Model	
1/4"	1/8"	P68042	*
1/4"	1/4"	P68044	*
1/4"	3/8"	P68046	*
3/8"	1/8"	P68062	*
3/8"	1/4"	P68064	*
3/8"	3/8"	P68066	*
1/2"	3/8"	P68086	*



### Male Branch Tees (Tube to Male NPT)

Tube O.D.	Male NPT	Model	
1/4"	1/8"	P172042	*
1/4"	1/4"	P172044	*
3/8"	1/4"	P172064	*



### Union Tees (Tube to Tube)

Tube O.D.	Male NPT	Model	
1/4"	n/a	P16404	*
3/8"	n/a	P16406	*
3/8" x 1/4"	n/a	P164064	*
1/2"	n/a	P16408	*



### Nut and Sleeve Assemblies

Tube O.D.	Male NPT	Model	
1/4"	n/a	P6104	*
3/8"	n/a	P6106	*
1/2"	n/a	P6108	*



### Specifications

Max psi	150 psi
---------	---------

### Female Connectors (Tube to Female NPT)

Tube O.D.	Male NPT	Model	
1/4"	1/8"	P66042	*
1/4"	1/4"	P66044	*
3/8"	1/4"	P66064	*
1/2"	3/8"	P66086	*



### Male Elbows (Tube to Male NPT)

Tube O.D.	Male NPT	Model	
1/4"	1/8"	P169042	*
1/4"	1/4"	P169044	*
1/4"	3/8"	P169046	*
3/8"	1/8"	P169062	*
3/8"	1/4"	P169064	*
3/8"	3/8"	P169066	*
1/2"	3/8"	P169086	*



### Unions (Tube to Tube)

Tube O.D.	Male NPT	Model	
1/4"	n/a	P6204	*
3/8"	n/a	P6206	*



### Ferrules

Tube O.D.	Male NPT	Model	
1/4"	n/a	P04F	
3/8"	n/a	P06F	
1/2"	n/a	P08F	



## Nylon Hose Fittings

Coilhose Pneumatics nylon hose fittings are designed for use with our nylon self-storing hose, as shown on pages 6, 7 & 9.



Female Rigid

Hose I.D.	Fitting	Model
3/16"	1/4" MPT	CRF0304 *
1/4"	1/4" MPT	CRF0404 *
5/16"	1/4" MPT	CRF0504 *
3/8"	3/8" MPT	CRF0606 *
1/2"	1/2" MPT	CRF0808 *



Union

Hose I.D.	Model
3/16"	CU03 *
1/4"	CU04 *
5/16"	CU05 *
3/8"	CU06 *
1/2"	CU08 *



Elbow

Hose I.D.	Fitting	Model
1/8"	1/8" MPT	CEM0202 *
3/16"	1/4" MPT	CEM0304 *
1/4"	1/4" MPT	CEM0404 *
5/16"	1/4" MPT	CEM0504 *
3/8"	1/4" MPT	CEM0604 *
3/8"	3/8" MPT	CEM0606 *
1/2"	1/2" MPT	CEM0808 *



Nut

Hose I.D.	Model
1/8"	CN02 *
3/16"	CN03 *
1/4"	CN04 *
5/16"	CN05 *
3/8"	CN06 *
1/2"	CN08 *
3/4"	CN12 *



Spring Guard

Hose I.D.	Model
1/8"	CSG02
3/16"	CSG03
1/4"	CSG04
5/16"	CSG05
3/8"	CSG06
1/2"	CSG08



Tube Inserts

Hose I.D.	Model
1/8"	CT102 *
3/16"	CT103 *
1/4"	CT104 *
5/16"	CT105 *
3/8"	CT106 *
1/2"	CT108 *
3/4"	CT112 *



Rigid Male

Hose I.D.	Fitting	Model
1/8"	1/8" MPT	CRM0202 *
3/16"	1/4" MPT	CRM0304 *
1/4"	1/4" MPT	CRM0404 *
5/16"	1/4" MPT	CRM0504 *
3/8"	1/4" MPT	CRM0604 *
3/8"	3/8" MPT	CRM0606 *
1/2"	1/2" MPT	CRM0808 *
3/4"	3/4" MPT	CRM1212 *



Swivel Male

Hose I.D.	Fitting	Model
1/8"	1/8" MPT	CSM0202 *
3/16"	1/4" MPT	CSM0304 *
1/4"	1/4" MPT	CSM0404 *
5/16"	1/4" MPT	CSM0504 *
3/8"	1/4" MPT	CSM0604 *
3/8"	3/8" MPT	CSM0606 *
1/2"	1/2" MPT	CSM0808 *
3/4"	3/4" MPT	CSM1212 *
1/8"	1/8" BSPT	CSM0202M *
3/16"	1/4" BSPT	CSM0304M *
1/4"	1/4" BSPT	CSM0404M *
5/16"	1/4" BSPT	CSM0504M *
3/8"	3/8" BSPT	CSM0606M *



Ferrule

Hose I.D.	Material	Model
1/8"	Brass	CPF02 *
3/16"	Plastic	CPF03 *
1/4"	Plastic	CPF04 *
5/16"	Plastic	CPF05 *
3/8"	Plastic	CPF06 *
1/2"	Brass	CPF08 *
3/4"	Brass	CPF12 *



## Nylon Hose Repair Fittings

Repair kits provide everything needed to assemble one end of your nylon hose.

Repair Kits

Hose I.D.	Fitting Type	Model
1/8"	1/8" MPT Rigid	RK082 *
1/8"	1/8" MPT Swivel	RK083 *
3/16"	1/4" MPT Rigid	RK085 *
3/16"	1/4" MPT Swivel	RK086 *
1/4"	1/4" MPT Rigid	RK090 *
1/4"	1/4" MPT Swivel	RK092 *
5/16"	1/4" MPT Rigid	RK096 *

Hose I.D.	Fitting Type	Model
5/16"	1/4" MPT Swivel	RK098 *
3/8"	1/4" MPT Rigid	RK100 *
3/8"	1/4" MPT Swivel	RK114 *
3/8"	3/8" MPT Rigid	RK110 *
3/8"	3/8" MPT Swivel	RK112 *
1/2"	1/2" MPT Rigid	RK118 *
1/2"	1/2" MPT Swivel	RK119 *

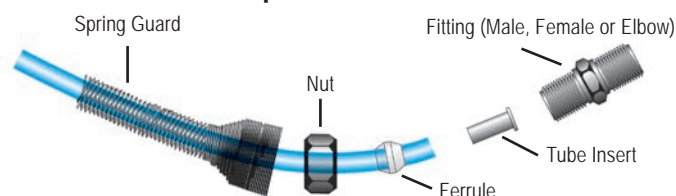
Reusable Fitting Kits

Hose I.D.	Fitting Type	Model
1/4"	1/4" MPT Rigid	NRR0404 *
1/4"	1/4" MPT Swivel	NRS0404 *
3/8"	1/4" MPT Rigid	NRR0604 *
3/8"	1/4" MPT Swivel	NRS0604 *
3/8"	3/8" MPT Rigid	NRR0606 *
3/8"	3/8" MPT Swivel	NRS0606 *


Does not fit onto Stowaway Coils.

For more options and individual components, please visit our website at [www.coilhose.com](http://www.coilhose.com).

Repair Kit Includes



Reusable Fitting Kit Includes



## Ball Swivel Fittings

Ball Swivel Fittings are used between the tool and air supply hose to eliminate kinking and twisting. Ball Swivels provide a more natural range of motion than the "traditional" air tool swivel fitting. These fittings will increase tool maneuverability and production capacity, minimize user fatigue and extend the life of the hose. Made of hardened plated steel.

Connection	Description	Model	Specifications	
1/4" ID x 1/4" MPT	Ball Swivel Hose Barb	<b>B0404BS</b> *	Max Working Pressure	225 psi
1/4" ID x 3/8" MPT	Ball Swivel Hose Barb	<b>B0406BS</b> *		
5/16" ID x 1/4" MPT	Ball Swivel Hose Barb	<b>B0504BS</b> *		
5/16" ID x 3/8" MPT	Ball Swivel Hose Barb	<b>B0506BS</b> *		
3/8" ID x 1/4" MPT	Ball Swivel Hose Barb	<b>B0604BS</b> *		
3/8" ID x 3/8" MPT	Ball Swivel Hose Barb	<b>B0606BS</b> *		
1/4" FPT x 1/4" MPT	Ball Swivel Conversion	<b>CF0404BS</b> *		



B0404BS



CF0404BS

## Ball Swivel Connectors

Combining both a ball swivel fitting and a connector in a compact package, these fittings create an ergonomic and lightweight connection. The ball swivel is made of hardened plated steel that provides a long lasting, leak free connection.

Body Size	Connection	Industrial Type 15	Megaflow® Type 11	ARO Type 14	Automotive Type 16	Specifications	
1/4"	1/4" FPT	<b>15-04BSF</b>	<b>11-04BSF</b>	<b>14-04BSF</b>	<b>16-04BSF</b> *	Max Working Pressure	225 psi
1/4"	1/4" MPT	<b>15-04BS</b>	<b>11-04BS</b>	<b>14-04BS</b>	<b>16-04BS</b> *		
1/4"	3/8" MPT	<b>15-06BS</b>		<b>14-06BS</b>	<b>16-06BS</b> *		
3/8"	1/4" MPT	<b>58-04BS</b>			<b>59-04BS</b> *		
3/8"	3/8" MPT	<b>58-06BS</b>			<b>59-06BS</b> *		



11-04BS



14-04BSF

## Orbital Swivel Fittings

Orbital Swivels have a 360° rotation capability, allowing users to easily maneuver air tools with minimal resistance. This freedom of movement reduces user fatigue and injury. Rotation points swivel with the hose to help eliminate kinks in the supply line. The Orbital Swivels are made of brass and nickel plated for additional durability and corrosion resistance.

Connection	Model	Specifications	
1/4" FPT x 1/4" FPT	<b>LFF0404S</b> *	Max Working Pressure	150 psi
1/4" MPT x 1/4" FPT	<b>LMF0404S</b> *		
1/4" MPT x 1/4" MPT	<b>LMM0404S</b> *		



LMM0404S

## Swivel Conversion and Elbow Fittings

Swivel conversion fittings should be installed onto the end of an air hose to eliminate the annoying twists in hoses. They are not recommended for straight hose. Precision machined from brass and made in the USA.

Configuration	Connection	Model	Specifications	
Elbow	1/4" MPT x 1/4" FPT	<b>L0404S</b> *	Max psi	300 psi
Elbow	1/4" MPT x 1/4" MPT	<b>LM0404SS</b> *		
Straight	1/4" FPT x 1/4" MPT	<b>CF0404S</b> *		
Straight	3/8" FPT x 1/4" MPT	<b>CF0604S</b> *		
Straight	3/8" FPT x 3/8" MPT	<b>CF0606S</b> *		

Contact customer service for specifications.



CF0404S

L0404S

## Brass Pipe Fittings

Coilhose Pneumatics high quality brass pipe fittings are available in a wide variety of thread sizes and shapes to connect, adapt or control any air or water line. They are designed for use with brass, copper or iron pipe.

Specifications	
Max psi	300 psi

### 90° Elbows

Connection	Model
1/8" FPT	LF0202 *
1/4" FPT	LF0404 *
3/8" FPT	LF0606 *
1/2" FPT	LF0808 *



### 90° Street Elbows

Connection	Model
1/8" FPT x 1/8" MPT	LE0202 *
1/4" FPT x 1/8" MPT	LE0402 *
1/4" FPT x 1/4" MPT	LE0404 *
3/8" FPT x 3/8" MPT	LE0606 *
1/2" FPT x 1/2" MPT	LE0808 *



### Tees

Connection	Model
1/8" FPT	T002 *
1/4" FPT	T004 *
3/8" FPT	T006 *
1/2" FPT	T008 *



### Male Run Tees

Connection	Model
1/8" FPT x 1/8" MPT	MT002 *
1/4" FPT x 1/4" MPT	MT004 *
3/8" FPT x 3/8" MPT	MT006 *



### Cross Fittings

Connection	Model
1/8" FPT	X002 *
1/4" FPT	X004 *
3/8" FPT	X006 *
1/2" FPT	X008 *



### Close Nipples

Connection	Model
1/8" MPT	NLC02 *
1/4" MPT	NLC04 *
3/8" MPT	NLC06 *



### Long Nipples

Connection	Length	Model
1/8" MPT	2"	NL0202 *
1/4" MPT	2"	NL0402 *
3/8" MPT	2"	NL0602 *
1/2" MPT	2"	NL0802 *
3/4" NPT	2"	NL1202 *
1" MPT	2-1/2"	NL16025 *



### Hex Couplings

Connection	Model
1/8" FPT x 1/8" FPT	K0202 *
1/4" FPT x 1/8" FPT	K0402 *
1/4" FPT x 1/4" FPT	K0404 *
3/8" FPT x 1/4" FPT	K0604 *
3/8" FPT x 3/8" FPT	K0606 *
1/2" FPT x 1/2" FPT	K0808 *



### Needle Valves

Connection	Model
1/8" FPT x 1/8" FPT	NV3302 *
1/4" FPT x 1/4" FPT	NV3304 *
1/8" FPT x 1/8" MPT	NV4302 *
1/4" FPT x 1/4" MPT	NV4304 *
1/8" MPT x 1/8" MPT	NV4402 *
1/4" MPT x 1/4" MPT	NV4404 *



### Hex Adapters

Connection	Model
1/8" FPT x 1/8" MPT	C0202 *
1/4" FPT x 1/8" MPT	C0402 *
1/4" FPT x 1/4" MPT	C0404 *
3/8" FPT x 1/4" MPT	C0604 *
3/8" FPT x 3/8" MPT	C0606 *
1/2" FPT x 3/8" MPT	C0806 *
1/2" FPT x 1/2" MPT	C0808 *



### Hex Reducer Nipples

Connection	Model
1/8" MPT x 1/8" MPT	H0202 *
1/4" MPT x 1/8" MPT	H0402 *
1/4" MPT x 1/4" MPT	H0404 *
3/8" MPT x 1/4" MPT	H0604 *
3/8" MPT x 3/8" MPT	H0606 *
1/2" MPT x 3/8" MPT	H0806 *
1/2" MPT x 1/2" MPT	H0808 *



### Male Branch Tees

Connection	Model
1/8" FPT x 1/8" MPT	MBT02 *
1/4" FPT x 1/4" MPT	MBT04 *



### Internal Seat Drain Cock

Connection	Model
1/8" MPT	ID02 *
1/4" MPT	ID04 *



### Hex Reducer Bushings

Connection	Model
1/4" MPT x 1/8" FPT	B20402 *
3/8" MPT x 1/4" FPT	B20604 *
1/2" MPT x 1/4" FPT	B20804 *
1/2" MPT x 3/8" FPT	B20806 *
3/4" MPT x 1/4" FPT	B21204 *
3/4" MPT x 3/8" FPT	B21206 *
3/4" MPT x 1/2" FPT	B21208 *
1" MPT x 3/4" FPT	B21612 *



### Internal Hex Plug

Connection	Material	Model
1/2" MPT	Steel	PI002S *
1/4" MPT	Brass	PI004 *
1/4" MPT	Steel	PI004S *



### Hex Head Plug

Connection	Model
1/8" MPT	P002 *
1/4" MPT	P004 *
3/8" MPT	P006 *
1/2" MPT	P008 *



### Hex Head Cap

Connection	Model
1/8" FPT	CH002 *
1/4" FPT	CH004 *
3/8" FPT	CH006 *
1/2" FPT	CH008 *



### Union Fittings

Connection	Model
1/4" FPT	U004 *
3/8" FPT	U006 *



Note: A small amount of seal compound or tape should be applied to the male threads when making a pipe connection.

# LUBRICANTS & CLEANERS



## Air Tool Lubricant

Air tools are an investment; protect them with high-quality Air Tool Lubricant. Coilhose Air Tool Lubricant is specially formulated ISO 46 lubricant, designed to prolong the life of air tools, cylinders and accessories, while allowing maximum performance.

Our lubricant formulation inhibits the formation of rust, and is nondetergent, noncorrosive, nonreactive and stable (nondecomposing). ATL is available in 4 oz, 16 oz, 32 oz and 128 oz plastic bottles and in a 55 gallon drum. The 4 oz, 16 oz and 32 oz sizes have a convenient "flip-up" pour cap.

Available in Standard or Wintergrade, Air Tool Lubricant can keep your operation running all year.

- Lubricates and rust proofs
- Removes moisture
- Maximizes tool performance
- Avoids unnecessary service
- Prolongs tool life

Unit Size	Case Quantity	Standard Model	Wintergrade Model
4 oz	12	ATL004	ATL004W
16 oz	12	ATL016	ATL016W
32 oz	12	ATL032-P12	
128 oz	4	ATL128	ATL128W
55 Gallon Drum	1	ATL55	ATL55W

Only available in case quantities shown above.



Item	Type	Temperature
ATL	Standard	32 °F +
ATLW	Wintergrade	-45 °F to 32 °F

## Air Tool Cleaner

Years of build up and dirty air lines can degrade the performance of your air tool. Air Tool Cleaner is formulated to restore high performance levels to clogged or sluggish tools, while also supplying critical lubrication.

- Removes varnish, sludge, rust and dirt
- Prevents harmful build-up when used regularly
- Improves performance of clogged or sluggish tools
- Keeps tools running at maximum efficiency
- Will not harm internal seals

Available in a 4 oz plastic bottle with a convenient "flip-up" pour cap.

Unit Size	Case Quantity	Model
4 oz	12	ATC004

Only available in case quantities shown above.



## Air Compressor Oil

Quality oil is crucial for the proper operation of your air compressor. To ensure long and trouble-free air compressor operation, specify Coilhose Compressor Oil. Our compressor lubricant is a non-detergent naphthenic-based rust and oxidation inhibiting product for reciprocating (piston type) air compressor lubrication. It also helps eliminate deposits that clog valves. Packaged in 32 oz and gallon size plastic bottles. The 32 oz has a convenient "flip-up" pour cap.

Unit Size	Case Quantity	Model
128 oz	4	ACL130
32 oz	12	ACL032-P12

Only available in case quantities shown above.

Please follow the compressor manufacturer's recommended oil changes.

Specifications	
Gravity, °API at 60 °F	25.3
Density, lb / gallon	7.514
Viscosity, SSU at 100 °F	690-750
Flash Point, °F	445
Pour Point, °F	0



## Mist Coolant

Mist Coolant is specially formulated to remove heat and reduce friction in metal cutting applications. Once in contact with the tool, the liquid dissipates excess heat. As water evaporates, lubricating elements remain to continue to protect and extend the life of your tools. **Ready to use; no mixing required.** Ideal for drilling, tapping and surface grinding applications.

- Reduces friction and wear to a tool
- Helps prevent damage, such as warping, to tools due to excess heat
- Improves tool performance and inhibits rust

Unit Size	Case Quantity	Model
1 Gallon	4	MC128-535
5 Gallon	1	MC640-535

Only available in case quantities shown above.



Consult the factory or visit [coilhose.com](http://coilhose.com) under Resources for safety data sheets.

The image features a variety of pens in red, blue, white, and black, arranged diagonally across the frame. In the foreground, several silver-colored automotive connectors with threaded ends are visible, resting on a green surface with a white grid pattern. A semi-transparent white banner is positioned horizontally across the middle of the image, containing the text "MISCELLANEOUS & AUTOMOTIVE" in a black, sans-serif font.

# MISCELLANEOUS & AUTOMOTIVE

## Filler Valves



TV004

Filler Valves offer a simple way to add compressed air to any pipe thread connection with a standard tire chuck.

Connection	Model
1/8" MPT	TV002-DL *
1/4" MPT	TV004-DL *

## Compressor Drain Valves



DV002

Compressor Drain Valves offer a compact method of draining condensate from compressor tanks, filter bowls, compressed air drops and can even serve as an air bleeder.

Connection	Model	Display Model
1/8" MPT	DV02	DV02-DL *
1/4" MPT	DV04	DV04-DL *

## Ball Valves



2112F

Our full flow Ball Valves provide a minimum pressure drop due to the full port design. All internal passages are "in line" with the piping and are larger than pipe ports in the fully open position. These ball valves can handle a full range of liquids and gases from -40 °F to 300 °F. Refer to material specification of internal components in order to determine the type of chemicals and gases which can be safely used with the valves. Ball valves are rated to 600 psi working pressure depending on the temperatures and the size of the valve.

Specifications	
Handle	Die Cast Aluminum
Valve Body	Forged Brass
Ball	Hard Chrome Plated Forged
Seals	Brass Teflon (P.T.F.E.)
Stem	Brass

Pipe Thread	Working Pressure psi-WOG*	Model	Pipe Thread	Working Pressure psi-WOG*	Model
1/4"	725	21104F *	1"	600	21116F *
3/8"	600	21106F *	1-1/4"	600	21120F *
1/2"	600	21108F *	1-1/2"	600	21124F *
3/4"	600	21112F *			

\*WOG = Water, Oil, Gas



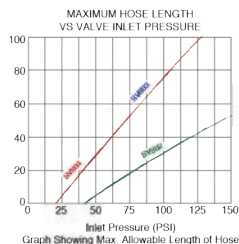
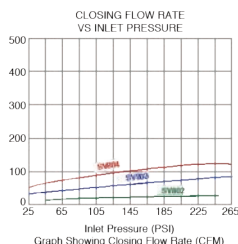
SV802

Pipe Size	Model
1/4"	SV802
3/8"	SV803
1/2"	SV804

## Safety Excess Flow Check Valve

The Safety Excess Flow Check Valve is designed to automatically shut off air flow upon a sudden break in the air line, thereby protecting personnel and property from whipping air hoses. Allows full unrestricted flow of air while in normal (open) position. Entire unit is corrosion free. It automatically resets itself after repair is made. Unit is tamperproof. Meets OSHA safety regulations.

This unit is to be installed on compressed air lines leading to pneumatic tools.



**Note:** Nominal sizes of valve and connecting hose must be consistent (i.e. 1/4" valve to be used with 1/4" hose).

**TECHNICAL DATA:** Select the same nominal size safety valve as the hose size leading to the respective air tool. Air flow must be in the direction of the arrow marked on the check valve. A safety check valve should be installed for use before each air tool. The actual length of hose from safety check valve to air tool must not exceed a certain length depending upon the inlet pressure (see chart). The volume of air flow (CFM) through an air line will vary according to its length. A longer line will offer more resistance to flow and thus reduce the volume. The length of a hose extending from the safety valve to the air tool must, therefore, be limited to a certain length to ensure sufficient flow to trigger the safety valve in case of a break. Check graph for hose length limitations. The closing flow rate (CFM) at various inlet pressures can be obtained from the flow rate chart.

**CAUTION:** Do not reduce safety valve with bushings for use with a smaller air line. If this is done, there will not be a sufficient CFM flow during a line break to shut off the air flow through the safety valve (See Technical Data).

## Lockout Slide Valves

Shut off equipment to prevent unwanted operation with these locking slide valves. When in the closed position, these valves bleed off downstream air, eliminating the need to vent pressure after closing.

These lockout slide valves can be locked in the closed position. This is an especially important safety feature when equipment or machinery is being worked on to avoid accidental start up, which can cause injury to personnel. The lockout slide valves can accommodate standard lock shank sizes up to .145" (sold separately).



BLSV02F02F

BLSV-LCK  
Lock with 2 Keys

In Port	Out Port	Description	Model	In Port	Out Port	Description	Model
1/8" FPT	1/8" FPT	Lockout Slide Valve	BLSV02F02F *	3/8" FPT	3/8" FPT	Lockout Slide Valve	BLSV06F06F *
1/8" FPT	1/8" MPT	Lockout Slide Valve	BLSV02F02M *	3/8" FPT	3/8" MPT	Lockout Slide Valve	BLSV06F06M *
1/4" FPT	1/4" FPT	Lockout Slide Valve	BLSV04F04F *	n/a	n/a	Lock & Two Keys	BLSV-LCK *
1/4" FPT	1/4" MPT	Lockout Slide Valve	BLSV04F04M *				

## Mufflers

Mufflers decrease noise emitted from air tools that are equipped with threaded exhaust ports.

**Conical Mufflers:** Conical mufflers are easy to install, threading into the exhaust ports of air tools, valves, cylinders and other pneumatic equipment. They offer an economical method of reducing noise levels below 90 dBA, conforming with OSHA standards. The 40 micron sintered bronze element is bonded directly to the brass pipe thread fittings. These elements are not replaceable. Our conical mufflers are nickel-plated for corrosion resistance.

**Adjustable Flow Mufflers:** When installed in the exhaust port of a pneumatic tool and/or valve, the adjustable flow mufflers allow an operator to closely regulate the speed of the equipment, while at the same time reducing noise created by air exhaust. Additionally, these mufflers allow for easy, one-handed flow adjustment and their nickel-plated brass construction not only easily withstands harsh environments, but also provides equipment with a finished "dressed" look. These are excellent for OEM applications.

**Standard Muffler:** Designed to meet the dual criteria of quality and economy, the Coilhose standard mufflers feature an exclusive replaceable, washable, oil-resistant sintered bronze element and solid-brass construction. For use with air valves, air motors, air tools, tire changers and other pneumatic equipment, they effectively reduce noise levels to conform with OSHA Standards of below 90 dBA. Coilhose standard mufflers feature an easy to install hex shape.

**Speed Control Mufflers:** When installed in the exhaust port of a pneumatic device, the muffler speed control governs air flow accurately, while effectively reducing exhaust noise. Eliminates the need for a separate speed control, air muffler and the required additional piping. Often used in conjunction with pneumatic valves.



### Conical Mufflers

Pipe Thread	Configuration	Overall Length	Hex	Model	Pipe Thread	Configuration	Overall Length	Hex	Model
1/8" MPT	Conical Muffler	29/32"	7/16"	CMF18 *	1/2" MPT	Conical Muffler	1-3/16"	7/8"	CMF48 *
1/4" MPT	Conical Muffler	1-1/4"	9/16"	CMF28 *	3/4" MPT	Conical Muffler	2-1/8"	1-3/16"	CMF68 *
3/8" MPT	Conical Muffler	1-9/16"	11/16"	CMF38 *	1" MPT	Conical Muffler	2-7/8"	1-3/8"	CMF88 *

### Standard and Speed Control Mufflers and Replacement Element Kits

Pipe Thread	Configuration	Length	Width	Model	Corresponding Replaceable Element Kit	Pipe Thread	Configuration	Model	Corresponding Replaceable Element Kit
1/8" MPT	Standard Muffler	1-27/64"	9/16"	MF101	MF22 *	1/8" MPT	Speed Control Muffler	MF101S	MF22S *
1/4" MPT	Standard Muffler	1-31/64"	9/16"	MF102	MF22 *	1/4" MPT	Speed Control Muffler	MF102S	MF22S *
3/8" MPT	Standard Muffler	2-9/64"	3/4"	MF103	MF23 *	3/8" MPT	Speed Control Muffler	MF103S	n/a *
1/2" MPT	Standard Muffler	2-23/64"	7/8"	MF104	MF24 *	1/2" MPT	Speed Control Muffler	MF104S	n/a *

### Adjustable Flow Mufflers

Adjustable Flow Muffler Specifications					Pipe Thread	Configuration	Model
	RM18	RM28	RM38	RM48	1/8" MPT	Adjustable Flow Mufflers	RM18 *
Weight (lb)	0.036	0.059	0.116	0.160	1/4" MPT	Adjustable Flow Mufflers	RM28 *
Height Closed	1.12"	1.25"	1.50"	1.54"	3/8" MPT	Adjustable Flow Mufflers	RM38 *
Height Open	1.18"	1.35"	1.58"	1.62"	1/2" MPT	Adjustable Flow Mufflers	RM48 *
Flow at 125 psi	0-11	0-14	0-20	0-20			

## Manifolds and Manifold Assemblies

Coilhose Manifolds and Manifold Assemblies offer an excellent alternative to running multiple hose or pipe lines from the compressor. These assemblies are available in two, three, four and six port configurations, and are ideal for assembly stations, contractor work stations, multiple branching for remote lines and pneumatic control outlet panel junction points. These units provide the most effective yet economical means of distributing pneumatic power to more than one location from a single source.



### Straight Manifold

Front-to-back and top-to-bottom mounting holes provide convenient positioning alternatives to fit any application. Made from anodized aluminum. Available with four or six 1/4" FPT outlet ports and two 3/8" FPT connection ports.



**Straight Manifold Assembly:** Our straight manifold assembly is available with four or six 1/4" six ball automatic industrial couplers and two 3/8" FPT connection ports. Includes: (1) straight manifold and (4) or (6) six ball automatic industrial interchange couplers.



### Low Profile Manifold

Features a compact, space-saving design. Made of lightweight black anodized aluminum. Available with three or five 1/4" FPT output ports. Both sizes have a 1/4" FPT supply port. Accepts 1/4" and 3/8" body size quick disconnects.



### High Flow Manifold

This manifold is made of lightweight aluminum and has generously sized 1/2" FPT supply ports, which provide high air flow for heavy-duty applications. Additionally, pre-drilled mounting holes enable stationary installation. Available with three or five 1/4" FPT output ports. Accepts 1/4" and 3/8" body size quick disconnects.



### Tri-Pod Manifold

This all aluminum manifold is available with three 1/4" FPT outlet ports and one 1/4" FPT inlet port or 3/8" inlet port for high volume applications.



**Tri-Pod Manifold Assembly:** The tri-pod manifold assembly is available with three 1/4" couplers and one 1/4" connector. Assembled with six ball ARO, automotive or industrial interchange couplers. Best for overhead and small compressor applications. Includes: (1) tri-pod manifold, (1) 1/4" connector and (3) 1/4" six ball couplers.



### Flat HEX Manifold

This high quality brass construction manifold was designed with a "low profile" to be set on the ground while safely distributing three hose lines to the work area. The HEX manifold is available in three sizes.



**Flat HEX Manifold Assembly:** Assembled with six ball ARO, automotive or industrial interchange couplers. Includes: (1) HEX manifold, (1) 1/4" connector and (3) 1/4" six ball couplers.



### Tee Manifold

The tee manifold is made from high quality brass and is ideal for two-way 90° split distribution. Four popular sizes available.



**Tee Manifold Assembly:** Assembled with six ball ARO, automotive or industrial interchange couplers. Includes: (1) tee manifold, (1) 1/4" connector and (2) 1/4" six ball couplers.



### Cross Manifold

The cross manifold is made from high quality brass and is suitable for three-way right angle air distribution. Four popular sizes available.



**Cross Manifold Assembly:** Assembled with six ball ARO, automotive or industrial interchange couplers. Includes: (1) cross manifold, (1) 1/4" connector and (3) 1/4" six ball couplers.

## Manifolds and Manifold Assemblies

Manifold Style	Inlet Thread	# Outlet Ports	Outlet Connection	Model
Straight	3/8" FPT	4	1/4" FPT	3043
Straight Assembly	3/8" FPT	4	6 Ball Industrial Couplers	3043-15C *
Straight	3/8" FPT	6	1/4" FPT	3063
Straight Assembly	3/8" FPT	6	6 Ball Industrial Couplers	3063-15C *
Low Profile	1/4" FPT	3	1/4" FPT	3032
Low Profile	1/4" FPT	5	1/4" FPT	3052
High Flow	1/2" FPT	3	1/4" FPT	3034
High Flow	1/2" FPT	5	1/4" FPT	3054
Tri-Pod	1/4" FPT	3	1/4" FPT	3002
Tri-Pod Assembly	1/4" FPT	3	6 Ball ARO Couplers	3002-14X *
Tri-Pod Assembly	1/4" FPT	3	6 Ball Industrial Couplers	3002-15X *
Tri-Pod Assembly	1/4" FPT	3	6 Ball Automotive Couplers	3002-16X *
Tri-Pod	3/8" FPT	3	1/4" FPT	3003
Tri-Pod Assembly	3/8" FPT	3	3/8" Industrial Couplers	3003-58C *
Tri-Pod Assembly	3/8" FPT	3	3/8" Automotive Couplers	3003-59C *
Flat Hex	1/4" FPT	3	1/4" FPT	3122 *
Flat Hex Assembly	1/4" FPT	3	6 Ball ARO Couplers	3122-14X *
Flat Hex Assembly	1/4" FPT	3	6 Ball Industrial Couplers	3122-15X *
Flat Hex Assembly	1/4" FPT	3	6 Ball Automotive Couplers	3122-16X *
Flat Hex	3/8" FPT	3	1/4" FPT	3132 *
Flat Hex	3/8" FPT	3	3/8" FPT	3133 *
Flat Hex Assembly	3/8" FPT	3	3/8" Industrial Couplers	3133-58C *
Flat Hex Assembly	3/8" FPT	3	3/8" Automotive Couplers	3133-59C *
Tee Manifold	1/4" FPT	2	1/4" FPT	T004 *
Tee Manifold Assembly	1/4" FPT	2	6 Ball ARO Couplers	T004-14X *
Tee Manifold Assembly	1/4" FPT	2	6 Ball Industrial Couplers	T004-15X *
Tee Manifold Assembly	1/4" FPT	2	6 Ball Automotive Couplers	T004-16X *
Tee Manifold	3/8" FPT	2	3/8" FPT	T006 *
Tee Manifold Assembly	3/8" FPT	2	3/8" Industrial Couplers	T006-58C *
Cross Manifold Assembly	1/4" FPT	3	6 Ball ARO Couplers	X004-14X *
Cross Manifold Assembly	1/4" FPT	3	6 Ball Industrial Couplers	X004-15X *
Cross Manifold Assembly	1/4" FPT	3	6 Ball Automotive Couplers	X004-16X *
Cross Manifold Assembly	1/4" FPT	3	3/8" Automotive Couplers	X006-59C *



3054




3122



3002



X004-15X



T004-15X



3052



3063

## Flexeel Pigtail Manifolds

Directly connect to a compressor and split to three separate connections with the Flexeel Pigtail Manifold. These manifolds feature a short length of Flexeel Polyurethane Hose with a flat hex manifold and multiple high quality couplers.



FP0624-58C

Length	Coupler Connection	Color	Model	Length	Coupler Connection	Color	Model
24"	1/4" 6 ball Industrial	Transparent Blue	FP0624C-15X *	36"	1/4" 6 ball Automotive	Transparent Blue	FP0636C-16X *
24"	1/4" 6 ball Industrial	Transparent Red	FP0624C-15XTR *	36"	3/8" Industrial	Transparent Blue	FP0636C-58C *
24"	1/4" 6 ball Industrial	Transparent Yellow	FP0624C-15XTY *	36"	3/8" Industrial	Transparent Red	FP0636C-58CTR *
24"	1/4" 6 ball Automotive	Transparent Blue	FP0624C-16X *	36"	3/8" Automotive	Transparent Blue	FP0636C-59C *
24"	1/4" 6 ball Automotive	Transparent Red	FP0624C-16XTR *	36"	3/8" Automotive	Transparent Red	FP0636C-59CTR *
24"	3/8" Industrial	Transparent Blue	FP0624C-58C *	48"	1/4" 6 ball Industrial	Transparent Blue	FP0648C-15X *
24"	3/8" Automotive	Transparent Blue	FP0624C-59C *	48"	1/4" 6 ball Automotive	Transparent Yellow	FP0648C-16XTY *
36"	1/4" 6 ball Industrial	Transparent Blue	FP0636C-15X *	48"	3/8" Industrial	Transparent Blue	FP0648C-58C *
36"	1/4" 6 ball Industrial	Transparent Red	FP0636C-15XTR *	48"	3/8" Automotive	Transparent Blue	FP0648C-59C *



PGH6050GS



## Garden FLEXEEL®

Lightweight and highly durable, this hose has a slender profile and remains flexible even in very low temperatures. It is suitable for use in moderate-flow applications such as garden or greenhouse watering and light-duty washdown.

- Reinforced polyurethane provides light weight and flexibility
- Equipped with reusable strain relief fittings
- Broad temperature range
- Made in USA

Hose I.D.	Length	Fitting	Model	
3/8"	25'	3/4" GHT	PGH6025GS	*
3/8"	50'	3/4" GHT	PGH6050GS	*



WGHR58-50B



## Water FLEXEEL®

Water Flexeel incorporates the features of Flexeel into an industrial strength water hose. This hose is perfect for heavy, continual use. Water Flexeel is available in 1/2" and 5/8" inside diameters.

Water Flexeel features standard 3/4" garden hose threads.

- Reinforced polyurethane provides light weight and flexibility
- Weighs 50% less than traditional garden hose
- Maximum water temperature 110 °F
- Made in USA

Hose I.D.	Length	Fitting	Model	
1/2"	50'	3/4" GHT	WGHR12-50B	*
1/2"	75'	3/4" GHT	WGHR12-75B	*
5/8"	50'	3/4" GHT	WGHR58-50B	*
5/8"	75'	3/4" GHT	WGHR58-75B	*



YBW5850Y



## Yellow Belly™ Industrial Wash Down Hose

Our Yellow Belly hybrid PVC industrial wash down hose is constructed of a lightweight, durable hybrid PVC material and offers an excellent alternative to the traditional rubber and plastic wash down hoses. Yellow Belly remains flexible even in cold temperatures, lays flat to prevent tripping hazards and rolls out and stores well.

Equipped with strong, plated brass fittings with garden hose threads, the Yellow Belly industrial wash down hose will provide years of dependable service.

- Features a flexible hybrid PVC construction
- Lays flat, even in cold environments
- Easy roll out and storage
- Resists kinking
- High quality plated brass fittings provide strong and durable connection

Hose I.D.	Length	Fitting	Model	
5/8"	50'	3/4" GHT	YBW5850Y	*

## Redi Flow® Nozzles

The Redi Flow Nozzle provides a simple method of dispensing water or other fluids. By bending the polyurethane nozzle, the valve opens and water flows.

- Bend it and water flows; release it and water stops
- Helps conserve water while washing cars, filling radiators and watering lawns
- Easy, one hand operation

Description	Fitting	Model	Display Model
Nozzle	3/4" GHT	A640	A640-BL *



A640

## Garden Hose Fittings

Garden hose fittings provide a method for installing a 3/4" garden hose thread onto a hose or threaded connection. These fittings are constructed of high quality brass and have an internal hex for installation.

Description	Model
Garden Hose Washer	GHG34 *
Garden Hose Adapter, Female Garden Hose Thread x 3/8" Hose Barb	GB3438 *
Garden Hose Adapter, Female Garden Hose Thread x 1/4" MPT	GP3414 *
Garden Hose Adapter, Female Garden Hose Thread x 3/8" MPT	GP3438 *



GB3438

## Garden Hose Connectors

Garden hose connectors allow water hoses to be connected and disconnected quickly and easily. Maximum water flow and minimum pressure drop are ensured through its unvalved design, making it ideal for equipment and machine wash down systems, water tank lines and garden hose applications.

Description	Model	Specifications	Material
Water Hose Coupler	100 *	Thread Size 3/4" - 11-1/2" NH	Body Brass
Water Hose Connector	1001 *	Pressure Rating 200 psi	Spring Stainless Steel
Water Hose Coupler & Connector	100K *	Operating Temp -40 °F to 250 °F	Locking Balls Stainless Steel
Replacement Washer	101W	Locking Device 4 Balls	Washer Buna-N Nitrile



100K

## Radiator Filler

Based off of our popular 600 series blow gun, the 645 features a molded fill hose and a filter screen to trap debris.

- Self-adjusting u-cup eliminates leakage
- Hose is made of flexible polyurethane
- Gun and hose are immune to oil and grease

Description	Fitting	Model	Display Model
Radiator filler	1/4" FPT with inlet screen	645	645-DPB *
Radiator filler	3/4" GHT	A646	A646-BL *



645



YBREEL60504Y

## Hose Reels

Available in an impact resistant composite hose reel, the Yellow Belly is now accessible at all times. This hose reel features the popular Yellow Belly Hybrid PVC Air Hose and is able to be mounted on a wall or ceiling.

Coilhose Pneumatics Yellow Belly Hybrid PVC Air Hose is constructed of a lightweight, durable Hybrid PVC material and offers an excellent alternative to the traditional rubber air hose. Yellow Belly remains flexible even in cold temperatures, lays flat to prevent tripping hazards and rolls out and stores well.

Inside Diameter	Length	Model
3/8"	50'	YBREEL60504Y *

## Air Blow-Off

The Coilhose Pneumatics Blow-Off System features either a single or double 12" flexible stay-put hose that allows for precise positioning of the air stream. When used, the Blow-Off System can evacuate chips and debris or even cool a work piece. Air Blow-Off systems are great for machinists or woodworkers.

Equipped with an adjustable needle valve and a magnetic base.

Description	Model
Single Nozzle Model	AB04-12L-01 *
Dual Nozzle Model	AB04-12L-02 *



AB04-12L-02

## Flexflow® Hose

A flexible, bendable coolant and air hose for cooling and blowing operations. Flexflow can be positioned to precisely deliver coolant or compressed air.



90618

Hose I.D.	Connection	Length	Model
1/4"	1/8" MPT	6"	90206 *
1/4"	1/8" MPT	12"	90212 *
1/4"	1/8" MPT	18"	90218 *
1/4"	1/8" MPT	24"	90224 *
3/8"	1/4" MPT	6"	90406 *
3/8"	1/4" MPT	12"	90412 *
3/8"	1/4" MPT	18"	90418 *
3/8"	1/4" MPT	24"	90424 *
1/2"	3/8" MPT	6"	90606 *
1/2"	3/8" MPT	12"	90612 *
1/2"	3/8" MPT	18"	90618 *
1/2"	3/8" MPT	24"	90624 *
1/2"	1/2" MPT	6"	90806 *
1/2"	1/2" MPT	12 "	90812 *
1/2"	1/2" MPT	18"	90818 *
1/2"	1/2" MPT	24"	90824 *

For a full product offering, please visit our website at [www.coilhose.com](http://www.coilhose.com)

## Tool Balancers

Heavy Duty Mechanical Tool Balancers enable all types of portable tools, weighing less than 25 lbs, to be suspended and ready-to-use.

It is important to note that this unit is designed to balance the tool where the operator places it, not to act as a retracting device. All units are equipped with an 8 ft stainless cable.

Working Range	Model	Working Range	Model
1-3.5 lb	BL02 *	6.5-13.5 lb	BL10 *
2-4.5 lb	BL05 *	11-19 lb	BL15 *
4.5-8 lb	BL08 *	18-25 lb	BL25 *



## Hose Balancers

Heavy Duty Mechanical Hose Balancers are designed for the use of lightweight assembly tools where delicate balancing and uncluttered workspaces are important. Hose Balancers suspend tools and supply them with air.

It is important to note that this unit is designed to balance the tool where the operator places it, not to act as a retracting device.

Working Range	Model
1-3.5 lb	BH02 *
2-4.5 lb	BH05 *
4.5-8 lb	BH08 *



## ASME-Approved Relief Valves

These ASME-approved relief valves help ensure safe operation of your compressor system by guarding against tank over-pressure. Manufactured to rigid quality control guidelines, these relief valves are machined from brass bar stock for a long service life and feature a silicone rubber soft seal to ensure a tight, leakfree seal. They also meet ASME/National Board Approval and Canadian Registration.

- Protect compressor tanks by quickly releasing excess pressure
- Keep pressure relief at a specified setting (particularly important for air circuitry)
- Manual pull ring allows for testing and system pressure relief

Rating	Relief Rate	Model	Rating	Relief Rate	Model
70 psi	60 SCFM	SV070 *	165 psi	120 SCFM	SV165 *
100 psi	75 SCFM	SV100 *	200 psi	160 SCFM	SV200 *
125 psi	105 SCFM	SV125 *			

Specifications	
Body	All brass
Spring	Zinc-plated steel
Seal	Silicone rubber
Length	1-3/4"
Hex	5/8"
Thread	1/4" NPT
Weight	0.16 lb



## Air Chucks

Coilhose Air Chucks are engineered and manufactured for heavy duty use and a long service life. Our air chucks are all made from solid brass.

A chuck's valve check serves two purposes: 1. It seals the chuck, closing the air passage while it is not being used, and 2. When used, it will open the core on the tire valve, allowing the pressure from the hose to be transferred to the tire. When a live air line is used for non-gauged inflation of the tire, a CLOSED air chuck should be used. The open check chucks employ a check valve which will not seal the opening of the chuck when pressurized; however, it will open the core on the tire valve creating an open passage between the chuck and tire. Therefore, an OPEN check air chuck should be used on an air line gauge in order to function properly.



Chuck Style	Connection	Check	Material	Model	Display Model	
Ball Foot w/ Clip	1/4" FPT	Closed	Brass	CH09	CH09-DL	*
Ball Foot w/ Clip	1/4" FPT	Open	Brass	CH09A	A830-BL	*
Ball Foot w/ Clip	1/4" Barb	Closed	Brass	A809	--	*
Ball Foot	1/4" FPT	Closed	Brass	CH10	CH10-DL	*
Ball Foot	1/4" FPT	Open	Brass	CH10A	--	*
Ball Foot	1/4" Barb	Closed	Brass	CH12	CH12-DL	*
Ball Foot	1/4" MPT	Closed	Brass	A810	A810-BL	*
Ball Foot	1/4" Barb Swivel	Closed	Brass	A806S	--	*
Ball Foot	1/4" Barb	Open	Brass	A807	--	*
Ball Foot	1/4" Barb Swivel	Open	Brass	A807S	--	*
Straight Push-On	1/4" Barb	Closed	Brass	CH14	--	*
Straight Push-On	1/4" Barb	Open	Brass	CH14A	CH14A-DL	*
Straight Push-On	1/4" FPT	Open	Brass	A811	A811-BL	*
Straight Push-On	1/8" MPT	Open	Brass	CH18A	--	*
Straight Push-On	1/4" FPT	Closed	Brass	CH14-4	CH14-4-DL	*
Straight Dual Foot	1/4" FPT	Closed	Plated Brass	CH16S	A823-BL	*
Straight Lock-On Dual Foot	1/4" FPT	Closed	Plated Brass	A831	CH16L-DL	*
Euro Style	7mm Barb	Open	Brass	CH17	--	*
Lock-On	1/4" FPT	Closed	Brass	CH15	CH15-DL	*
Lock-On	1/4" FPT	Open	Brass	CH15A	--	*
Dual Foot Extension	1/4" FPT	Open	Plated Brass	CH16A	CH16A-DL	*
Dual Foot Extension	1/4" FPT	Closed	Plated Brass	CH16	CH16-DL	*
Clip for 1/4" Barb (CH10 & CH12)	--	--	Plated Brass	CH11	CH11-DL	*



## Digital Tire Pressure Gauges

- Factory tested for accuracy
- A reading takes only seconds and the results can be easily viewed on the large display
- Very durable and has an automatic shut-off which maximizes the life of the battery

Chuck Style	Pressure Range	Model	Display Model	
Digital Pencil Style	2-100 psi	A564	A564-PB	*
Digital	0-300 psi	--	A566-BL	*
Digital Dual Foot	2-150 psi	PG2117	A567-BL	*
Digital Straight Dual Foot	2-150 psi	PG2118	A568-BL	*

## Tire Pressure Gauges

- Calibrated and tested to ensure accuracy
- Permanently lubricated
- Easy-to-read, dual calibrated (psi and kPa), four-sided nylon indicator bar
- Economy: Manufactured with all-aluminum bodies and chrome-plated zinc heads
- Professional: Body is made of all brass and heads are made of chrome-plated zinc

Style	Head Type	Pressure Range	Model	Display Model	
Adjustable Service Gauge	Dual Foot	10-130 psi	A540P-AJ	--	*
Adjustable Service Gauge	Straight w/ 30° Angle	10-130 psi	A541P-AJ	--	*
Master Test Gauge	Dual Foot	10-120 psi	A542	--	*
Pencil Tire Gauge	Angle	5-50 psi	PG115	PG115-DL	*
Heavy Duty Tire Gauge	Straight Dual Foot	10-130 psi	PG2114	PG2114-DPB	*
Heavy Duty Tire Gauge	Dual Foot	10-130 psi	PG2113	PG2113-DPB	*
Pencil Tire Gauge	Dual Foot	20-120 psi	PG2212	PG2212-DL	*
Pencil Tire Gauge	Angle	20-120 psi	HPG2212	HPG2212-DL	*
Economy Pencil Gauge	Angle	5-50 psi	A400	A400-BL	
Economy Pencil Gauge - Black	Angle	5-50 psi	A401-4	--	
Economy Pencil Gauge - Red	Angle	5-50 psi	A401-5	--	
Economy Pencil Gauge - Blue	Angle	5-50 psi	A401-6	--	
Economy Pencil Gauge - Green	Angle	5-50 psi	A401-7	--	
Economy Pencil Gauge - Silver	Angle	5-50 psi	A401-9	--	
Professional Low Pressure	Angle	1-16 psi	A521	A521-BL	*
Professional Auto Pocket	Straight	5-50 psi	A526	A526-BL	*
Professional General Pocket	Angle	10-100 psi	A516	--	*
Professional Truck Pocket	Dual Foot	20-120 psi	A523	A523-BL	*
Professional Bike Pocket	Angle	20-120 psi	A525	A525-BL	*
Professional Tractor Gauge	Angle	5-50 psi	A505	A505-BL	*


Pressure Range and Calibration Table

Range (lbs)	Increments	Range (kPa)	Increments
1-16	1/2 psi	5-110	2.5 kPa
5-50	1 psi	50-350	10 kPa
20-120	2 psi	140-840	20 kPa
0-60	1 psi	0-400	5 kPa
10-75	1 psi	70-520	10 kPa
0-100	2 psi	0-700	20 kPa
0-160	5 psi	0-1100	20 kPa
10-130	2 psi	100-900	20 kPa



## Dial Tire Pressure Gauges

- Bourdon-tube type dial gauges
- Large, easy-to-read 270° dial face ensures a precise pressure reading
- A dual purpose bleeder button, which will aid in setting the tire pressure to a specific reading, is included on most models
- Ideal when a highly accurate setting is required



Gauge	psi	Hose Length	Hose Material	End	Measurement	Bleeder	Model	Display Model	RB Model <sup>1</sup>	
Dial	0-60	12"	Nylon	Swivel chuck w/ grip rings	psi/kPa	Yes	A536	A536-BL	A536RB	*
Dial	0-100	12"	Nylon	Straight chuck	psi/kPa/BAR	No	A534	A534-BL	A534RB	*
Dial	0-160	12"	Rubber	Dual foot extension chuck	psi/kPa	Yes	A535	A535-BL	A535RB	*
Dial	0-160	12"	Rubber	Swivel chuck w/ 30° reverse angle	psi/kPa	Yes	A539	--	A539RB	*
Dial	0-60	7"	Rubber	Swivel ball foot chuck, Closed	psi/kPa	No	TG060	TG060-DPB	--	*
Dial	0-160	7"	Rubber	Swivel ball foot chuck, Closed	psi/kPa	No	TG160	TG160-DPB	--	*
Dial	0-300	7"	Rubber	Swivel ball foot chuck, Closed	psi/kPa	No	TG300	--	--	*
Dial	0-60	5"	Rubber	Dual foot extension, Open	psi/kPa	No	TGA060	--	--	*
Dial	0-160	5"	Rubber	Dual foot extension, Open	psi/kPa	No	TGA160	--	--	*
Dial	0-300	5"	Rubber	Dual foot extension, Open	psi/kPa	No	TGA300	--	--	*
Dial	0-60	--	--	Straight	psi/kPa	No	A531	A531-BL	A531RB-PB	*
Dial	0-60	--	--	Straight	psi/kPa	Yes	TGB060	TGB060-DPB	A532RB-PB	*
Dial	0-100	--	--	Straight	psi/kPa/BAR	Yes	A530	A530-BL	A530RB	*
Dial	0-160	--	--	Straight	psi/kPa	Yes	TGB160	A533-BL	A533RB-PB	*

<sup>1</sup>RB Model is equipped with a rubber boot

## Tire Inflators

Gauge Style	Chuck Style	Hose Length	Pressure Range	Bleeder	Model	Display Model	
Bayonet	Straight	12"	10-90 psi	No	TGC090	TGC090-DPB	*
Bayonet	Ball End	12"	10-90 psi	No	TGC091	--	*
Bayonet	Angled Dual Foot	12"	10-90 psi	No	TGC092	--	*
Bayonet	Ball End w/ Clip	12"	10-90 psi	No	TGC093	--	*
Bayonet	Straight	12"	10-90 psi	Yes	TGC100	--	*
Bayonet	Ball Foot	12"	10-90 psi	Yes	TGC101	--	*
Bayonet	Angled Dual Foot	12"	10-90 psi	Yes	TGC102	--	*
Bayonet	Ball End w/ Clip	12"	10-90 psi	Yes	TGC103	--	*
Bayonet	Straight	12"	10-90 psi	No	A1300	TGC1400-DPB	*
Bayonet	Straight Dual Foot	12"	10-90 psi	No	A1127	--	*
Bayonet	Gauge body only	--	10-90 psi	No	A1126	--	*
Bayonet	Angled Dual Foot	12"	10-120 psi	No	TGC120	TGC120-DPB	*
Bayonet	Ball Foot	12"	10-120 psi	No	TGC121	--	*
Bayonet	Straight	12"	10-120 psi	No	TGC122	--	*
Bayonet	Ball End w/ Clip	12"	10-120 psi	No	TGC123	--	*
Bayonet	Ball End w/ Clip	36"	10-120 psi	No	TGC128	--	*
Bayonet	Lock-On Chuck	36"	10-120 psi	No	TGC129	--	*
Bayonet	Lock-On Chuck	48"	10-120 psi	Yes	A1104	--	*
Bayonet	Ball End w/ Clip	48"	10-120 psi	Yes	A1105	--	*
Bayonet	Gauge body only	--	10-120 psi	No	A1106	--	*
Bayonet	Angled Dual Foot	12"	10-120 psi	Yes	TGC130	--	*
Bayonet	Ball Foot	12"	10-120 psi	Yes	TGC131	--	*
Bayonet	Straight	12"	10-120 psi	Yes	TGC132	--	*
Bayonet	Ball End w/ Clip	12"	10-120 psi	Yes	TGC133	--	*
Bayonet	Clip-On Straight	36"	10-120 psi	Yes	TGC138	--	*
Bayonet	Lock-On Chuck	36"	10-120 psi	Yes	TGC139	--	*
Bayonet	Straight Dual Foot	12"	10-120 psi	No	A1103	--	*
Bayonet	Ball End w/ Clip	72"	10-120 psi	Yes	A1105-72	--	*
Dial	Straight	12"	0-60 psi	Yes	TGC1365-60	--	*
Dial	Clip-On Ball	36"	0-60 psi	Yes	TGC1332-60	--	*
Dial	Locking Dual Foot	36"	0-160 psi	Yes	TGC1349-160	--	*
Dial	Clip-On Ball	36"	0-160 psi	Yes	TGC1332-160	--	*
Dial	Angled Dual Foot	24"	0-160 psi	Yes	TGC1343	--	*
Dial	Straight Dual Foot	12"	0-160 psi	No	TGC1348	TGC1348-DPB	*
Window	Straight	12"	10-120 psi	No	--	A1500-BL	*
Window	Angled Dual Foot	12"	10-120 psi	No	--	A1501-BL	*
Window	Ball Foot	12"	10-120 psi	No	--	A1502-BL	*
Window	Straight Dual Foot	12"	10-120 psi	No	--	A1503-BL	*
Window	Straight	15"	10-160 psi	No	--	A1600-PB	*
Window	Angled Dual Foot	15"	10-160 psi	No	--	A1601-PB	*
Window	Ball End	15"	10-160 psi	No	--	A1602-PB	*

### Inflator Gauge Accessories

Accessory	Hose Length	Inlet	Outlet	Model	
Hose Assembly	12"	3/8 - 24 UNF Male	Dual Foot Extension Chuck	TGH1216A	*
Hose Assembly	12"	3/8 - 24 UNF Male	Straight Push-on Chuck	TGH1214A	*
Hose Assembly	12"	3/8 - 24 UNF Male	Straight Dual Foot Chuck	A1148	*

**WARNING!** This product can expose you to chemicals including lead, which is known to the State of California to cause cancer and birth defects or other reproductive harm. For more information go to [www.P65Warnings.ca.gov](http://www.P65Warnings.ca.gov). **Wash hands after handling.**

## Snap-in Tubeless Tire Valves

Valve Description	Length	Quantity	Model	Display Model
TR-413	1-1/4"	1 per card	–	A413-BL *
TR-413	1-1/4"	2 per card	–	A413-2BL *
TR-413	1-1/4"	10 per box <sup>1</sup>	A413	– *
TR-413	1-1/4"	50 per box <sup>1</sup>	A413-BX	– *
TR-414	1-1/2"	1 per card	–	A414-BL *
TR-414	1-1/2"	2 per card	–	A414-2BL *
TR-414	1-1/2"	10 per box <sup>1</sup>	A414	– *
TR-414	1-1/2"	50 per box <sup>1</sup>	A414-BX	– *
TR-415	1-1/4"	1 per card	–	A415-BL *
TR-415	1-1/4"	2 per card	–	A415-2BL *
TR-415	1-1/4"	10 per box <sup>1</sup>	A415	A418-BX *
TR-415	1-1/4"	50 per box <sup>1</sup>	A415-BX	– *
TR-418	2"	1 per card	–	A418-BL *
TR-418	2"	2 per card	–	A418-2BL *
TR-418	2"	10 per box <sup>1</sup>	A418	– *
TR-418	2"	50 per box <sup>1</sup>	A418-BX	– *
TR-423	2-1/2"	10 per box <sup>1</sup>	A423	– *
TR-425	2"	1 per card	–	A425-BL *
TR-425	2"	2 per card	–	A425-2BL *
TR-425	2"	10 per box <sup>1</sup>	A425	– *
TR-425	2"	50 per box <sup>1</sup>	A425-BX	– *

- Made of brass and rubber
- Meets Tire and Rim Association and OEM specifications
- Includes short valve core and plastic domed valve cap
- Fits all passenger car, pick-up truck and van rims using tubeless tires
- Maximum pressure is 60 psi



## Chrome Snap-in Tubeless Tire Valves

These units are a low cost alternative to the performance clamp-in metal valves. These tire valves are only for tubeless tire rims with a .453" rim hole. Valves must be installed before the tire is installed and a valve cap must be used to retain the sleeve.


Valve Description	Length	Quantity	Model	Display Model
TR-413	1-1/4"	2 per card	–	A246-2BL *
TR-413	1-1/4"	4 per card	–	A246-BL *
TR-413	1-1/4"	50 per box <sup>1</sup>	A246-BX	– *



## Universal Clamp-in Tubeless Tire Valves

These valves provide trouble-free performance and superior appearance. Whereas the maximum recommended pressure is 60 psi for tubeless tire valves, these valves can be used up to the maximum allowable pressure rating of the installed valve core, which is usually up to 200 psi. Must be installed before installation of the tubeless tire. Conventional tools can be used for installation.

Valve Description	Includes	Features	Quantity	Model	Display Model
TR-416	Core, A305 valve cap	Nickel-plated brass	10 per box <sup>1</sup>	A260	– *
TR-416	A152 core, A304 hex cap	High performance	10 per box <sup>1</sup>	A261	– *
TR-416	A152 core, A304 hex cap	High performance	4 per card	–	A261-BL *
TR-416	A152 core, A304 hex cap	High performance	1 per card	–	A261-SBL *
–	Core, A304 dome cap	Ideal for alloy wheels	10 per box <sup>1</sup>	A262	– *
–	Core, A304 dome cap	Ideal for alloy wheels	4 per card	–	A262-BL *



<sup>1</sup>Box quantities are priced individually, must order in quantities shown.

## Tire Repair



### STEEL BELTED / RADIAL REPAIR KIT

Kit contains one open-eye inserting needle, one rasp-probe, three heavy duty vulcanizing string repairs and rubber cement.

Model number: A231-BL



### TUBELESS TIRE REPAIR KIT

Kit contains one closed-eye inserting needle and five 7" string repair plugs.

Model number: A232-BL



### FAST-FIX RUBBER REPAIR KIT

Kit contains rubber cement, a thumb buffer, three 1" x 1" patches and one 2" x 3" patch.

Model number: A233-BL



### FEATHER EDGE BICYCLE TUBE REPAIR KIT

Kit contains rubber cement, a thumb buffer, three small round patches and two medium oval patches.

Model number: A234-BL



### PRO STEEL BELTED / RADIAL REPAIR KIT

Kit contains one T-handle open-eye needle, one T-handle probe-rasp, one insert tool, rubber cement and three heavy duty string repairs.

Model number: A236-BL



### TUBELESS BIAS-PLY TIRE REPAIR KIT

Kit contains six vulca repair strips, one open-eye inserting needle and rubber cement.

Model number: A238-BL



### NON-FLAMMABLE RUBBER CEMENT

Model number: A235-BL



### HEAVY DUTY STRING REFILL KIT

Kit contains three heavy duty string repair plugs and rubber cement.

Model number: A237-BL



### RADIAL TIRE PATCH KIT

Kit contains two medium round patches, one large round patch, a thumb buffer and rubber cement.

Model number: A241-BL



### BICYCLE / AUTO PATCH KIT

Kit contains rubber cement, a thumb buffer, three 1" x 1" patches and one 2" x 3" cold patch.

Model number: A230-BX



### CHEMICAL SEAL PATCH KIT

Kit contains three medium and two large round feather-edge patches, a thumb buffer and rubber cement.


Model number: A239-BL



## Tire Equipment and Repair

### Tire Patches

Description	Model
Chemical Seal Patch Kit <sup>1</sup>	A239-BL
Radial Patches, Round, 1-1/2", 30 Pack	A251-1
Radial Patches, Round, 2-3/8", 30 Pack	A251-2
Radial Patches, Round, 3-1/8", 20 Pack	A251-3
Radial Patches, Round, 4-1/8", 10 Pack	A251-4



### Repair Kits

Description	Model
Bicycle/Auto Patch Kit <sup>1</sup>	A230-BX
Steel Belted Radial Repair Kit <sup>1</sup>	A231-BL
Tubeless Tire Repair Kit <sup>1</sup>	A232-BL
Fast-Fix Rubber Repair Kit <sup>1</sup>	A233-BL
Feathered Edge Tube Repair Kit <sup>1</sup>	A234-BL
Steel Belted Radial Repair Kit w/ T-handles <sup>1</sup>	A236-BL
String Repair Refill Kit <sup>1</sup>	A237-BL
Tubeless Bias-Ply Repair Kit <sup>1</sup>	A238-BL
Radial Tire Patch Kit <sup>1</sup>	A241-BL



### Tire Chemicals

Description	Model
Non-Flammable Rubber Tire Cement <sup>1</sup>	A235-BL
Rubber Tire Cement, 8 oz	A250-8
Rubber Tire Cement, 32 oz	A250-32
Liquid Buffer, 32 oz	A253-32
Bead Sealer, 32 oz	A255-32



### Tire Plugs

Description	Model
4" Steel Belted Plugs, 20 Pack	A284-BX
4" Steel Belted Plugs, 60 Pack	A284-BK
7" Steel Belted Plugs, 30 Pack	A285-BX
7" Tire Insert Plug, 50 Pack	A286-BK



### Tire Repair Tools

Description	Model
Open Eye Needle, Screwdriver	A281
Closed Eye Needle, Screwdriver	A282
Rasp Tool, Screwdriver	A283
Open Eye Needle, T-handle	A288
Tire Probe, T-handle	A289
Rasp Tool, T-handle	A292
Stitcher 1/4" Face x 1-1/2" Diameter	A297
Tire Crayon, Yellow	A299
Tire Crayon, Yellow, Display 2/Bag	A299-PB



<sup>1</sup>Description and packaging shown on previous page.

## 4-in-1 Tire Repair Tool

4-in-1 Tire Repair Tool Kit, T-handle with steel threaded insert stores four commonly used tips for tire repair.

- High quality T-handle conveniently stores all four tips
- Tips include 1 Rasp attachment, 1 open eye needle attachment, 1 split eye needle attachment, 1 closed eye needle attachment
- Works on all types of tubeless tires. Ideal for cars, trucks, wheelbarrows and mowers
- Easily fits in any glove box
- T-handle storage guarantees you'll never waste time searching for a tip

Description	Model
4-in-1 Repair Tool, Box	A298
4-in-1 Repair Tool, Bag	A298-BAG



## Truck Tubeless Valves



A271

- Straight clamp-in for .625" side hole mounting
- A rubber washer and a hex nut form an air tight seal with the valve core and dome type valve cap
- Made of brass
- No special tools are required for installation

Valve Description	Effective Length	Base Diameter	Quantity	Model	Display Model
TR-501	1-21/32"	3/4"	10 per box <sup>1</sup>	A271	— *
TR-500	2-5/32"	3/4"	10 per box <sup>1</sup>	A272	— *
TR-570	3-9/32"	3/4"	10 per box <sup>1</sup>	A273	— *
TR-571	3-17/32"	3/4"	10 per box <sup>1</sup>	A274	— *
TR-572	3-29/32"	3/4"	10 per box <sup>1</sup>	A275	— *
TR-573	4-17/32"	3/4"	10 per box <sup>1</sup>	A276	— *

## Fast Flow Air/Liquid Tractor Valves



A202

- This TR-218A valve has a 4-1/2" base for a stronger bond and improved flexibility
- A feather-edge prevents edge lifting and abrasion
- Can be applied cold with chemical cement
- Includes a removable core housing (A209) cap, rim nut, rubber base and brass body
- Length is 1-27/32"



A208



A209

TR Number	Description	Valve Type	Quantity	Model	Display Model
TR-218A	Fast Flow Air/Liquid Tractor Valve	—	10 per box <sup>1</sup>	A202	— *
—	Spud base with rim nut only	—	10 per box <sup>1</sup>	A203	— *
CH-1	Removable core housing	TR-218 / old style tractor	10 per box <sup>1</sup>	A208	— *
CH-3	Removable core housing (nickel-plated brass)	Acme A202 fast-flow valve	10 per box <sup>1</sup>	A209	— *

## Valve Sleeves and Caps



A301

A304

A305

A310

A311

Chrome-plated Brass Sleeves and Caps:

- Chrome-plated to match stylish rims

Valve Caps:

- Metal valve caps feature polyurethane sealing washers for a tight seal and locking performance
- Finger tighten – no special tools are required for installation



A306



A307

Item	Material	Type	Size	100 per box Model	4 per card Display Model
Valve Sleeves & Caps	Chrome-plated brass	A304 cap & A308 sleeve	Fits 1-1/4" & 1-1/2"	—	A306-BL *
Valve Sleeves & Caps	Chrome-plated brass	A304 cap & A308 sleeve	Fits 2" & 2-1/2"	—	A307-BL *
Valve Caps	Metal	Screw driver	N/A	—	A301-BL *
Valve Caps	Metal	Custom hex	N/A	A304-BK <sup>1</sup>	A304-BL *
Valve Caps	Metal	Domed	N/A	A305-BK <sup>1</sup>	A305-BL *
Valve Caps	Metal	Double sealed flow through	N/A	A311-BK <sup>1</sup>	— *
Valve Caps	Plastic	OEM	N/A	A310-BK <sup>1</sup>	A310-BL *

<sup>1</sup>Box quantities are priced individually, must order in quantities shown.

## Valve Extensions

- Our valve extensions do not require a valve cap or the removal of the extension when checking pressure
- Tire can be easily inflated through the extension
- Designed with a large internal head to seal out the dust without the use of a valve cap while minimizing flow restrictions

Item	Material	Length	50 per box Model	4 per card Display Model
Valve Extension	Nickel-plated brass	3/4"	A354-BX <sup>1</sup>	A354-BL *
Valve Extension	Nickel-plated brass	1-1/4"	A355-BX <sup>1</sup>	A355-BL *
Valve Extension	Nylon	3/4"	A357-BX <sup>1</sup>	A357-BL
Valve Extension	Nylon	1-1/4"	A358-BX <sup>1</sup>	A358-BL
Valve Extension	Nylon	1-1/2"	A359-BX <sup>1</sup>	A359-BL



A354

A358

## Short Valve Cores

- Meets or exceeds all Federal and OEM specifications
- Fits all standard size tire valves
- Nickel-plated brass body with stainless steel spring
- When properly installed, valve cores will provide a bubble-tight seal, ensuring long and trouble-free life

Item	Pressure Range	Temp Range	Seal Type	100 per box Model	4 per card Display Model
Valve Core	0 - 200 psi	-60 °F to 225 °F	Standard	A151-BK <sup>1</sup>	A151-BL *
Valve Core	0 - 200 psi	-60 °F to 300 °F	High Heat	A152-BK <sup>1</sup>	A152-BL *



A152

## Four-way Valve Repair Tool

- Repairs the outside tire valve thread where the valve cap is installed
- Repairs the inside tire valve thread where the core is to be installed
- Removes the valve core
- Removes the valve core barrel if the core head is broken off



A600

Item	10 per box Model	Display Model
Four-way Valve Repair Tool	A600 <sup>1</sup>	550-DL

## Valve Repair Tools

Quantity	10 per box Model	Display Model
3" extension	A627 <sup>1</sup>	A627-BL



A627

## 2-in-1 Repair Tool

- Combination valve core driver and deflating device
- Aluminum body with hardened steel core driver
- Core driver is plated for a long corrosion-free life



A610

Item	10 per box Model	Display Model
2-in-1 Repair Tool	A610 <sup>1</sup>	A610-DL

## Valve Fishing Tool

- Combines the features of the A610 (2-in-1 repair tool) with a full length cable and a threaded cap to facilitate the maneuvering of inner tubes when installing tires
- Zinc-plated finish for a long corrosion-free life



A625

Item	10 per box Model	Display Model
Valve Fishing Tool	A625 <sup>1</sup>	A625-DL *

## Tube Deflator Tool

- For fast and complete deflating of tire inner tubes
- Easy to use: screw tool onto the tire valve stem, then connect the air chuck to the threaded inlet. Once compressed air starts flowing through this device, a vacuum is created and the inner tube will deflate completely
- Made of solid brass



A630

Item	10 per box Model
Tube Deflator Tool	A630 <sup>1</sup> *

<sup>1</sup>Box quantities are priced individually, must order in quantities shown.

## 3-in-1 Combo Valve Tool

With one tool you can now:

- Set Tire Beads
- Inflate Tires
- Install Valve Cores



A629

A perfect addition to your tire mounting machine.

Item	Model	Display Model
3-in-1 Combo Valve Tool	A629	A629-BL *

## Air/Water Adapters



A210

Item	Model	10 per box Model
Fast-Flow Air/Water Adapter Set	A210	-- *
Bushing for A210 Adapter	--	A214 <sup>1</sup> *
Tractor Valve Bushing	--	A215 <sup>1</sup> *

## Tubeless Tire Valve Tool



A266

A valve core remover is located in the base of the handle

- Quickly and easily removes and installs any size and length snap-in valve on any size tire trim
- Polyurethane cushion prevents damage to alloy rims.
- Plated steel gripper for long trouble-free use
- Heavy duty, professional quality

Item	Model	Display Model
Tubeless Tire Valve Tool	A266	A266-BL

## Tire Tread Depth Gauge

- Quickly and accurately measures how much tread is left on a tire
- Calibrated in mm and 1/32 inches
- May also be used for all types of depth measurements



A570

Item	10 per box Model	Display Model
Tire Tread Depth Gauge	A570 <sup>1</sup>	A570-BL



A701

## Rite-Ring® Driveway Gong

- Gong sounds when a car wheel passes over the hose, but does not keep ringing if car stops on hose, so you know the instant a customer arrives
- Simple to install and use
- Completely wired; plugs into a 110 outlet

Description	Model	Description	Model
Rite-Ring Driveway Gong	A701	End Plug	A709
Rite-Ring Hose Anchor	A706	3/8" I.D. Signal Tubing, 50'	A710
Hose "Y"	A707	3/8" I.D. Signal Tubing, 100'	A711
Hose Connector	A708 *	3/8" I.D. Signal Tubing, 300'	A712

## Air-To-Spare® Remote Tire Hose

The Air-To-Spare remote tire hose provides the quickest and easiest way to check and fill hard-to-reach spare tires. When left attached to a spare tire, the tire can be checked and filled without accessing the tire compartment.

Item	Model
Air-To-Spare Remote Tire Hose	A565-BL *

A565-BL



## Glad Hand

This adapter allows an air line to be connected to a standard air brake connection.

Item	10 per box Model
Glad Hand	A808 <sup>1</sup> *



A808

<sup>1</sup>Box quantities are priced individually, must order in quantities shown.

# PRODUCT INDEX

Model	Page	Model	Page	Model	Page	Model	Page	Model	Page	Model	Page
100	40, 103	124USE	39	14X4M	36	155USE	39	162S-T5	40	26FK01	65
1001	40, 103	125USE	39	14X4PR	36	156	37	163	37	26FRL2-G	65
100K	40, 103	127	37	14X5H	36	156A	36	163L	37	26FRL3-G	65
101W	40, 103	127USE	39	14X6F	36	156AL	36	165	37	26G-160	62, 65, 78
110	36	128	37	14X6H	36	156L	37	166	37	26G-60	62, 65, 78
1101	37	128A	36	14X6L	36	156USE	39	166L	37	26L2	64
1101STB	40	128AL	36	14X6M	36	158	37	169	37	26L3	64
1101STS	40	128USE	39	150	37	159	37	16CBG4F-D24	42	26L-41M	65
1102	37	129USE	39	1501	37, 40	15C90B2F	36	16CBG4F-DPB	42	26L-41S	65
1102STB	40	1301	37	1501B	37, 40	15C90B2M	36	16X2F	36	26LK01	65
1102STS	40	1302	37	1501PR	14	15C90B4F	36	16X2M	36	26R2	64
1103	37	1303	37	1501-T5	40	15C90B4H	36	16X4F	36	26R3	64
1103STB	40	1304	37	1502	37, 40	15C90B4L	36	16X4H	36	26RK01	65
1103STS	40	1308	37	1502B	37, 40	15C90B4M	36	16X4L	36	27C-14A	74
11-04BS	38, 93	140	37	1502-T5	40	15C90B5H	36	16X4M	36	27C3	66
11-04BSF	38, 93	1401	37, 40	1503	37	15C90B6F	36	16X4PR	36	27C4	66
1105	37	1401-T5	40	1504	37	15C90B6H	36	16X5H	36	27C6	66
1105STB	40	1402	37, 40	15-04BS	38, 93	15C90B6L	36	16X6F	36	27DB01	68
1105STS	40	1402-T5	40	15-04BSF	38, 93	15C90B6M	36	16X6H	36	27EP03	68
1106	37	1403	37	1505	37	15CBG4F-D24	42	16X6L	36	27EP04	68
1108	37	1404	37	1506	37	15CBG4F-DPB	42	16X6M	36	27EP06	68
1109STB	40	14-04BS	38, 93	15-06BS	38, 93	15X2F	36	170	37	27F-12	68
1109STS	40	14-04BSF	38, 93	1506L	37	15X2M	36	1701	37	27F-12X	68
110C	38	1405	37	1507	37	15X4F	36	1702	37	27F3	66
110ST	40	1406	37	1508	37	15X4H	36	172	37	27F4	66
111	36	14-06BS	38, 93	1508L	37	15X4L	36	2002	38	27F-41L	68
1110STB	40	1406L	37	1509	37	15X4M	36	2004	38	27F-41M	68
1110STS	40	1407	37	150A	36	15X4PR	14, 36	2005	38	27F-41S	68
111ST	40	1408	37	150B	37	15X5H	36	2005-1032	38	27F6	66
112	36	1408L	37	150C	38	15X6F	36	20X1032F	38	27FC3	68
112C	38	140-N38-124A	7	150CSE	38	15X6H	36	20X1032FC	38	27FC4	68
112ST	40	140-N38-254A	7	150-N14-12A	7	15X6L	36	20X2H	38	27FC6	68
113	36	140-N38-504A	7	150-N14-25A	7	15X6M	36	20X2HC	38	27FCL3-G	68
115ST	40	140S	37, 40	150-N14-50A	7	15X-N14-12A	7	20X4H	38	27FCL4-G	68
116	36	140S-T5	40	150-N38-254A	7	15X-N14-25A	7	20X4HC	38	27FCL6-G	68
117ST	40	141	37	150-N38-504A	7	15X-N14-50A	7	20X5H	38	27FK01	68
119ST	40	142	37	150S	37, 40	160	37	20X5HC	38	27FRL3-G	68
11CBG4F-D24	42	142S	37, 40	150S-T5	40	1601	37, 40	21104F	98	27FRL4-G	68
11CBG4F-DPB	42	142S-T5	40	150U	38	1601B	37, 40	21106F	98	27FRL6-G	68
120	37	143	37	150USE	39	1601-T5	40	21108F	98	27L3	67
1201	37	145	37	151	37	1602	37, 40	21112F	98	27L4	67
1202	37	14A2F	36	151A	36	1602B	37, 40	21116F	98	27L-41M	68
1203	37	14A2M	36	151USE	39	1602-T5	40	21120F	98	27L-41S	68
1204	37	14A4F	36	152	37	1603	37	21124F	98	27L6	67
1207	37	14A4H	36	152A	36	1604	37	26C-14A	74	27LK01	68
1208	37	14A4L	36	152C	38	16-04BS	38, 93	26C2	63	27MB01	68
120A	36	14A4M	36	152CSE	38	16-04BSF	38, 93	26C3	63	27MB02	68
120-N12-12A	7	14ASH	36	152S	37, 40	1605	37	26F-12	65	27R3	67
120-N12-25A	7	14A6F	36	152S-T5	40	1606	37	26F-12X	65	27R4	67
120USE	39	14A6H	36	152U	38	16-06BS	38, 93	26F-17	74	27R6	67
121	37	14A6L	36	152USE	39	1606L	37	26F-18	74	27RBA	68
121A	36	14A6M	36	153	37	1607	37	26F2	63	27RK01	68
121USE	39	14CBG4F-D24	42	153A	36	1608	37	26F3	63	27RPA	68
122	37	14CBG4F-DPB	42	153AL	36	1608L	37	26F-41L	65	29-2C14-00	70
122A	36	14X2F	36	153L	37	160S	37, 40	26F-41M	65	29-2C14-00D	70
122USE	39	14X2M	36	153USE	39	160S-T5	40	26F-41S	65	29-2C14-00DM	70
123	37	14X4F	36	154	37	161	37	26FC3	65	29-2C18-00	70
123A	36	14X4H	36	155	37	162	37	26FCL2-G	65	29-2C18-00D	70
123USE	39	14X4L	36	155A	36	162S	37, 40	26FCL3-G	65	29-2C18-00DM	70

# PRODUCT INDEX

Model	Page	Model	Page	Model	Page	Model	Page	Model	Page	Model	Page
29-2D14-00	71	29-3T38-00DM	71	3002-14X	101	581	37	603P-S	46	700-SR	46
29-2D14-00D	71	29-412-ODM	69	3002-15X	101	581A	36	603-S	45	700-SS	46
29-2D14-00DM	71	29-4C12-00	70	3002-16X	101	581USE	39	605	45	701	46
29-2D18-00	71	29-4C12-00D	70	3003	101	582	37	606P-S	46	702	46
29-2D18-00D	71	29-4C12-00DM	70	3003-58C	101	582A	36	606-S	45	703-S	46
29-2D18-00DM	71	29-4C38-00	70	3003-59C	101	582USE	39	608P-S	46	705	46
29-2F14-0	69	29-4C38-00D	70	3032	101	583	37	608-S	45	706-S	46
29-2F14-0D	69	29-4C38-00DM	70	3034	101	583A	36	610P-S	46	708-S	46
29-2F14-0DM	69	29-4D12-00	71	3043	101	583USE	39	610-S	45	710-S	46
29-2F18-0	69	29-4D12-00D	71	3043-15C	101	584	37	612P-S	46	712-S	46
29-2F18-0D	69	29-4D12-00DM	71	3052	101	584A	36	612-S	45	716-S	46
29-2F18-0DM	69	29-4D38-00	71	3054	101	584USE	39	616P-S	46	718-S	46
29-2FLMB	71	29-4D38-00D	71	3063	101	585USE	39	616-S	45	724-S	46
29-2L14	70	29-4D38-00DM	71	3063-15C	101	586	37	618P-S	46	730-S	46
29-2L14-M	70	29-4F12-0	69	3122	101	586A	36	618-S	45	736-S	46
29-2L18	70	29-4F12-0D	69	3122-14X	101	586AL	36	6-204	41	770-S	47
29-2L18-M	70	29-4F12-0DM	71	3122-15X	101	586L	37	6-204V	41	771-03S	47
29-2MMB	71	29-4F38-0	69	3122-16X	101	586USE	39	6-206	41	771-06S	47
29-2R14-0	69	29-4F38-0D	69	3132	101	587	37	6-214	41	771-08S	47
29-2R18-0	69	29-4F38-0DM	69	3133	101	587A	36	6-216	41	771-10S	47
29-2RMB	71	29-4FLMB	71	3133-58C	101	587USE	39	6-224	41	771-12S	47
29-2T14-00	71	29-4L12	70	3133-59C	101	588	37	6-226	41	771-16S	47
29-2T14-00D	71	29-4L12-M	70	3401	37	588A	36	624P-S	46	771-18S	47
29-2T14-00DM	71	29-4L38	70	3402	37	588USE	39	624-S	45	771-24S	47
29-2T18-00	71	29-4L38-M	70	340A	36	590	37	6-251	41	771-30S	47
29-2T18-00D	71	29-4MMB	71	342A	36	5901	37	6-251F	41	771-36S	47
29-2T18-00DM	71	29-4R12-0	69	343A	36	5902	37	6-252	41	771-NS	47
29-3C14-00	70	29-4R38-0	69	40014	59	5903	37	6-252F	41	771-NT	47
29-3C14-00D	70	29-4RMB	71	4002	59	5904	37	6-252V	41	771-RT	47
29-3C14-00DM	70	29-4T12-00	71	4003	59	59-04BS	38, 93	6-253	41	771-S	47
29-3C38-00	70	29-4T12-00D	71	40038	59	5906	37	6-253F	41	771-SB	47
29-3C38-00D	70	29-4T12-00DM	71	4012G	59	59-06BS	38, 93	6-306	41	771-SP	47
29-3C38-00DM	70	29-4T38-00	71	4042	77	5906L	37	6-308	41	771-SR	47
29-3D14-00	71	29-4T38-00D	71	4214-100PS	58	591	37	630P-S	46	771-SS	47
29-3D14-00D	71	29-4T38-00DM	71	4214-70PS	58	592	37	630-S	45	771V-S	47
29-3D14-00DM	71	29-5F10-0	69	4214-80PS	58	593	37	6-316	41	801	45
29-3D38-00	71	29-5F10-0D	69	4214-90PS	58	598	37	6-318	41	811	48
29-3D38-00D	71	29-5F10-0DM	69	4214-ADJ	58	598L	37	6-352	41	812	49
29-3D38-00DM	71	29-5F34-0	69	4238-ADJ	58	600-FF06	45	6-352F	41	812-12-DPB	49
29-3F14-0	69	29-5F34-0D	69	50014	59	600-FF12	45	6-353	41	812-24-DPB	49
29-3F14-0D	69	29-5F34-0DM	69	50038	59	600-N12	7	6-353F	41	812-36-DPB	49
29-3F14-0DM	69	29-5FLMB	71	550-DL	113	600-N12A	7	6-353V	41	812-DL	49
29-3F38-0	69	29-5L10	70	580	37	600-N12B	7	6-354	41	822	48
29-3F38-0D	69	29-5L10-M	70	5801	37	600-N2S	7	6-354F	41	8422	77
29-3F38-0DM	69	29-5L34	70	5802	37	600-N25A	7	636P-S	46	8422-5	77
29-3FLMB	71	29-5L34-M	70	5803	37	600-N25B	7	636-S	45	8422-6	77
29-3L14	70	29-5MMB	71	5804	37	600-N50A	7	640S	44	8422-7	77
29-3L14-M	70	29-5R10-0	69	58-04BS	38, 93	600P-S	46	640SR	44	8422-GEL	77
29-3L38	70	29-5R34-0	69	5805	37	600P-ST-DL	46	641	44	8423	77
29-3L38-M	70	29-5RMB	71	5806	37	600PV-S	46	645	103	8424	77
29-3MMB	71	29-5T10-00	71	58-06BS	38, 93	600P-X	46	645-DPB	103	8514	77
29-3R14-0	69	29-5T10-00D	71	5806L	37	600-SB	45	660-S	47	8514M	77
29-3R38-0	69	29-5T10-00DM	71	5808	37	600S-DL	45	660-SR	47	8653	77
29-3RMB	71	29-5T34-00	71	5809	37	600-SS	45	661	47	8700-160	78
29-3T14-00	71	29-5T34-00D	71	580A	36	600ST-DL	45	665	47	8700-60	78
29-3T14-00D	71	29-5T34-00DM	71	580-N38-12A	7	600V-S	45	700-NT	46	8742-31A	74
29-3T14-00DM	71	29-RTP14	71	580-N38-25A	7	601	45	700RK	46	8742-32A	74
29-3T38-00	71	29-RTP18	71	580-N38-50A	7	602	45	700-S	46	8800-12RB	74
29-3T38-00D	71	3002	101	580USE	39	602P	46	700-SB	46	8800-14RB	74

# PRODUCT INDEX

Model	Page	Model	Page	Model	Page	Model	Page	Model	Page	Model	Page
8800-160	68, 76, 78	8863AAG	74	A203	112	A299	111	A526	107	A808	114
8800-16RB	74	8864AAG	74	A208	112	A299-PB	111	A526-BL	107	A809	106
8800-22PB	74	8866AAG	74	A209	112	A301-BL	112	A530	107	A810	106
8800-23PB	74	8868AAG	74	A210	114	A304-BK	112	A530-BL	107	A810-BL	106
8800-24PB	74	8882AAG	74	A214	114	A304-BL	112	A530RB	107	A814-6H-BL	106
8800-300	68, 78	8883AAG	74	A215	114	A305-BK	112	A531	107	A814-BL	106
8800-53	74	8884AAG	74	A230-BX	110, 111	A305-BL	112	A531-BL	107	A823-BL	106
8800-54	74	8886AAG	74	A231-BL	110, 111	A306-BL	112	A532RB-PB	107	A831	106
8800-56	74	8888AAG	74	A232-BL	110, 111	A307-BL	112	A533-BL	107	A881	112
8800-60	68, 78	8922	72	A233-BL	110, 111	A310-BK	112	A534	107	A900B4F	37
8802	73	8923	72	A234-BL	110, 111	A310-BL	112	A534-BL	107	A900B4H	37
8803	73	8924	72	A235-BL	110, 111	A311-BK	112	A534RB-PB	107	A900B4M	37
8804	73	8926	72	A236-BL	110, 111	A354-BL	113	A535	107	A900B6F	37
8806	73	8926-7	74	A237-BL	110, 111	A354-BX	113	A535-BL	107	A900B6H	37
8808	73	8928	72	A238-BL	110, 111	A355-BL	113	A535RB-PB	107	A900B6M	37
8822	72	9000-24MJ	53	A239-BL	110, 111	A355-BX	113	A536	107	A900N4F	37
8823	72	9000-24S	53	A241-BL	110, 111	A357-BL	113	A536-BL	107	A900N4H	37
8823-30	74	9000-48MJ	53	A246-2BL	109	A357-BX	113	A536RB-PB	107	A900N4M	37
8823-41L	74	9000-48S	53	A246-BL	109	A358-BL	113	A539	107	A900N6F	37
8823-41M	74	9000-CSK	53	A246-BX	109	A358-BX	113	A539-BL	107	A900N6H	37
8823-50	74	9000-MJ	53	A248-2BL	109	A359-BL	113	A539RB-PB	107	A900N6M	37
8823-7A	74	9000-S	53	A248-BL	109	A359-BX	113	A540P-AJ	107	AB04-12L-01	104
8823-7F-A	74	90206	104	A250-32	111	A400	107	A541P-AJ	107	AB04-12L-02	104
8823-7X-A	74	90212	104	A250-8	111	A400-BL	107	A542	107	ACL032-P12	96
8823-9	74	90218	104	A251-1	111	A401-4	107	A564	106	ACL130	96
8824	72	90224	104	A251-2	111	A401-5	107	A564-PB	106	ATC004	96
8824-30	74	90406	104	A251-3	111	A401-6	107	A565-BL	114	ATL004	96
8824-41L	74	90412	104	A251-4	111	A401-7	107	A566-BL	106	ATL004W	96
8824-41M	74	90418	104	A253-32	111	A401-9	107	A567-BL	106	ATL016	96
8824-50	74	90424	104	A255-32	111	A413	109	A568-BL	106	ATL016W	96
8824-7A	74	90606	104	A260	109	A413-2BL	109	A570	114	ATL032-P12	96
8824-7F-A	74	90612	104	A261	109	A413-BL	109	A570-BL	114	ATL128	96
8824-7X-A	74	90618	104	A261-BL	109	A413-BX	109	A600	113	ATL128W	96
8824-9	74	90624	104	A261-SBL	109	A414	109	A600-BK	113	ATL55	96
8826	72	90806	104	A262	109	A414-2BL	109	A610	113	ATL55W	96
8826-30	74	90812	104	A262-BL	109	A414-BL	109	A610-BL	113	B0202	28, 90
8826-50	74	90818	104	A266	114	A414-BX	109	A625	113	B0302	28, 90
8826-7	74	90824	104	A266-BL	114	A415	109	A625-BL	113	B0304	28, 90
8826-7F	74	9100-14	53	A271	112	A415-2BL	109	A627	113	B0402	28, 90
8826-7X	74	9100-T	53	A272	112	A415-BL	109	A627-11	113	B0404	28, 90
8826-9	74	9200-EXT02	53	A273	112	A415-BX	109	A627-BL	113	B0404BS	93
8828	72	9200-EXT24	53	A274	112	A418	109	A629	114	B0404S	28, 90
8828-41L	74	9200-EXT48	53	A275	112	A418-2BL	109	A629-BL	114	B0406	28, 90
8828-41M	74	9400	53	A276	112	A418-BL	109	A630	113	B0406BS	93
8842	73	9700	53	A279	112	A418-BX	109	A640	103	B0504	28, 90
8843	73	A1103	108	A280	112	A423	109	A640-BL	103	B0504BS	93
8843-41L	74	A1105-72	108	A281	111	A425	109	A646	103	B0506BS	93
8843-41M	74	A1126	108	A282	111	A425-2BL	109	A646-BL	103	B0602	28, 90
8844	73	A1127	108	A283	111	A425-BL	109	A701	114	B0604	28, 90
8844-41L	74	A1501-BL	108	A284-BK	111	A425-BX	109	A706	114	B0604BS	93
8844-41M	74	A1502-BL	108	A285-BX	111	A505	107	A707	114	B0606	28, 90
8846	73	A1503-BL	108	A286-BK	111	A505-BL	107	A708	114	B0606BS	93
8848	73	A151-BK	113	A288	111	A516	107	A709	114	B0606S	28, 90
8848-41L	74	A151-BL	113	A289	111	A521	107	A710	114	B0608	28, 90
8848-41M	74	A152-BK	113	A292	111	A521-BL	107	A711	114	B0804	28, 90
8851AD	65, 68, 74, 76, 77	A152-BL	113	A294	111	A523	107	A712	114	B0806	28, 90
		A1600-PB	108	A297	111	A523-BL	107	A806S	106	B0808	28, 90
8861	74	A1601-PB	108	A298	111	A525	107	A807	106	B0812	28, 90
8862AAG	74	A1602-PB	108	A298-BAG	111	A525-BL	107	A807S	106	B1208	28, 90

# PRODUCT INDEX

Model	Page	Model	Page	Model	Page	Model	Page	Model	Page	Model	Page
B1212	28, 90	CEM0808	10, 92	CL31080602	89	CL640808	89	CL690602S	88	CL970225	89
B1612	28, 90	CF0404BS	93	CL31080604	89	CL642525	89	CL690604S	88	CL970406	89
B1616	28, 90	CF0404S	93	CL31080802	89	CL650202	89	CL690606S	88	CL970408	89
B20402	94	CF0604S	93	CL31080804	89	CL650303	89	CL690608S	88	CL970608	89
B20604	94	CF0606S	93	CL31080806	89	CL650404	89	CL690804S	88	CL972504	89
B20804	94	CH002	94	CL31081004	89	CL650505	89	CL690806S	88	CL972505	89
B20806	94	CH004	94	CL31081006	89	CL650606	89	CL690808S	88	CL972506	89
B21204	94	CH006	94	CL31081008	89	CL650808	89	CL692502S	88	CL990402	89
B21206	94	CH008	94	CL31081204	89	CL652525	89	CL692504S	88	CL990403	89
B21208	94	CH09	106	CL31081206	89	CL660202	88	CL69251032S	88	CL990425	89
B21612	94	CH09A	106	CL31081208	89	CL660204	88	CL700202S	88	CMF18	99
BG-KITC	54	CH09-DL	106	CL31140402	88	CL660402	88	CL700402S	88	CMF28	99
BG-KITCST	54	CH10	106	CL31140404	88	CL660404	88	CL700404S	88	CMF38	99
BH02	105	CH10A	106	CL31140602	88	CL660502	88	CL700604S	88	CMF48	99
BH05	105	CH10-DL	106	CL31140604	88	CL660504	88	CL700806S	88	CMF68	99
BH08	105	CH11	106	CL31140802	88	CL660604	88	CL702502S	88	CMF88	99
BK603B	76	CH11-DL	106	CL31140804	88	CL660606	88	CL710202S	89	CN02	10, 92
BL02	105	CH12	106	CL31141006	88	CL662502	88	CL710402S	89	CN03	10, 92
BL05	105	CH12-DL	106	CL31141206	88	CL662504	88	CL710404S	89	CN04	10, 92
BL08	105	CH14	106	CL31141208	88	CL670402S	88	CL710406S	89	CN05	10, 92
BL10	105	CH14-4	106	CL31160606	89	CL670404S	88	CL710502S	89	CN06	10, 92
BL15	105	CH14-4-DL	106	CL31161010	89	CL670504S	88	CL710504S	89	CN08	10, 92
BL25	105	CH14A	106	CL31161212	89	CL670604S	88	CL710604S	89	CN12	10, 92
BLSV02F02F	98	CH14A-DL	106	CL31400406	89	CL670606S	88	CL710606S	89	CPF02	10, 92
BLSV02F02M	98	CH15	106	CL31400606	89	CL672502S	88	CL710608S	89	CPF03	10, 92
BLSV04F04F	98	CH15A	106	CL31400608	89	CL672504S	88	CL710804S	89	CPF04	10, 92
BLSV04F04M	98	CH15-DL	106	CL31400810	89	CL680201	88	CL710806S	89	CPF05	10, 92
BLSV06F06F	98	CH16	106	CL31401010	89	CL680202	88	CL712502S	89	CPF06	10, 92
BLSV06F06M	98	CH16A	106	CL31990402	88	CL680204	88	CL712504S	89	CPF08	10, 92
BLSV-LCK	98	CH16A-DL	106	CL31990404	88	CL68021032	88	CL71251032S	89	CPF12	10, 92
BS03	28, 90	CH16-DL	106	CL31990602	88	CL680302	88	CL720202S	89	CRF0304	10, 92
BS04	28, 90	CH16L-DL	106	CL31990604	88	CL680304	88	CL72021032S	89	CRF0404	10, 92
BS05	28, 90	CH16S	106	CL31990802	88	CL680402	88	CL720302S	89	CRF0504	10, 92
BS06	28, 90	CH17	106	CL31990804	88	CL680404	88	CL720402S	89	CRF0606	10, 92
BS08	28, 90	CH18A	106	CL31990806	88	CL680406	88	CL720404S	89	CRF0808	10, 92
C0202	94	CL31010402	88	CL31991004	88	CL68041032	88	CL720406S	89	CRM0202	10, 92
C0402	94	CL31010404	88	CL31991006	88	CL680502	88	CL720502S	89	CRM0304	10, 92
C0404	94	CL31010602	88	CL31991008	88	CL680504	88	CL720504S	89	CRM0404	10, 92
C0604	94	CL31010604	88	CL31991204	88	CL680506	88	CL720506S	89	CRM0504	10, 92
C0606	94	CL31010802	88	CL31991206	88	CL680602	88	CL720602S	89	CRM0604	10, 92
C0806	94	CL31010804	88	CL31991208	88	CL680604	88	CL720604S	89	CRM0606	10, 92
C0808	94	CL31010806	88	CL5903	89	CL680606	88	CL720606S	89	CRM0808	10, 92
CAP-SF	20	CL31011004	88	CL5904	89	CL680608	88	CL720608S	89	CRM1212	10, 92
CEG-06-DPB	49	CL31011006	88	CL5905	89	CL680804	88	CL720804S	89	CSG02	10, 92
CEG-06SH-DPB	49	CL31011008	88	CL5906	89	CL680806	88	CL720806S	89	CSG03	10, 92
CEG-12-DPB	49	CL31011204	88	CL5908	89	CL680808	88	CL720808S	89	CSG04	10, 92
CEG-12SH-DPB	49	CL31011206	88	CL5925	89	CL682502	88	CL722502S	89	CSG05	10, 92
CEG-1H-CS	49	CL31011208	88	CL620202	89	CL682504	88	CL722504S	89	CSG06	10, 92
CEG-24-DPB	49	CL31020606	89	CL620303	89	CL68251032	88	CL72251032S	89	CSG08	10, 92
CEG-24SH-DPB	49	CL31021010	89	CL620404	89	CL690202S	88	CL820202	89	CSM0202	10, 92
CEG-36-DPB	49	CL31021212	89	CL620505	89	CL690204S	88	CL820404	89	CSM0202M	10, 92
CEG-36SH-DPB	49	CL31040606	89	CL620606	89	CL69021032S	88	CL820505	89	CSM0304	10, 92
CEG-STH	49	CL31041010	89	CL620808	89	CL690402S	88	CL820606	89	CSM0304M	10, 92
CEM0202	10, 92	CL31041212	89	CL622525	89	CL690404S	88	CL820808	89	CSM0404	10, 92
CEM0304	10, 92	CL31060606	89	CL640202	89	CL690406S	88	CL822525	89	CSM0404M	10, 92
CEM0404	10, 92	CL31061010	89	CL640303	89	CL69041032S	88	CL882502	89	CSM0504	10, 92
CEM0504	10, 92	CL31061212	89	CL640404	89	CL690502S	88	CL882504	89	CSM0504M	10, 92
CEM0604	10, 92	CL31080402	89	CL640505	89	CL690504S	88	CL890505	89	CSM0604	10, 92
CEM0606	10, 92	CL31080404	89	CL640606	89	CL690506S	88	CL970204	89	CSM0606	10, 92

# PRODUCT INDEX

Model	Page	Model	Page	Model	Page	Model	Page	Model	Page	Model	Page
CSM0606M	10, 92	EC1922	30	EXT-2-DL	51	FP0636C-15X	32, 101	GF60254Q	27	HC248	30
CSM0808	10, 92	EC2023	30	EXT36CN-DPB	51	FP0636C-15XTR	32, 101	GF60504Q	27	HC252	30
CSM1212	10, 92	EC2225	30	EXT-36-DPB	51	FP0636C-16X	32, 101	GF61004Q	27	HC256	30
CT102	10, 92	EC2327	30	EXT36MJ-DPB	51	FP0636C-58C	32, 101	GF6200Q	27	HC264	30
CT103	10, 92	EC2528	30	EXT45-DPB	51	FP0636C-58CTR	32, 101	GFRM06045R	27	HC272	30
CT104	10, 92	EC2731	30	EXT48CN-DPB	51	FP0636C-59C	32, 101	GH191000	78	HC280	30
CT105	10, 92	EC305	30	EXT-48-DPB	51	FP0636C-59CTR	32, 101	GH193000	78	HF1275	29
CT106	10, 92	EC3134	30	EXT48MJ-DPB	51	FP0648C-15X	32, 101	GH195000	78	HF3588	29
CT108	10, 92	EC3437	30	EXT60CN-DPB	51	FP0648C-16XTY	32, 101	GHG34	103	HF5029	29
CT112	10, 92	EC3740	30	EXT-60-DPB	51	FP0648C-58C	32, 101	GP3414	103	HF7104A	29
CU03	10, 92	EC4043	30	EXT60MJ-DPB	51	FP0648C-59C	32, 101	GP3438	103	HF7244	29
CU04	10, 92	EC41	30	EXT-6-DPB	51	FP06604BS	32	H0202	94	HF7322	29
CU05	10, 92	EC4346	30	EXT72CN-DPB	51	FP06724BS	32	H0402	94	HF7323	29
CU06	10, 92	EC45	30	EXT-72-DPB	51	FR0402	28, 90	H0404	94	HF7325	29
CU08	10, 92	EC507	30	EXT72MJ-DPB	51	FR0404	28, 90	H0604	94	HF7326	29
CV500	29	EC709	30	F0302	28, 90	FR0406	28, 90	H0606	94	HF7327	29
CV500-DH1	29	EC811	30	F0304	28, 90	FR0504	28, 90	H0806	94	HF7328	29
CV500-DH2	29	ER02	58	F0402	28, 90	FR0604	28, 90	H0808	94	HF7329	29
CV500-DH3	29	ER02-15X	58	F0404	28, 90	FR0606	28, 90	H12012N	26	HF7330	29
CV500-DH4	29	ER02-16X	58	F0504	28, 90	FR0804	28, 90	H12025N	26	HF7331	29
CV500-DH5	29	ER02-G	58	F0604	28, 90	FR0806	28, 90	H12050N	26	HF7332	29
CV500-DH6	29	ES1113	30	F0606	28, 90	FR0808	28, 90	H12100N	26	HF7333	29
CV500-DS10	29	ES1315	30	F0808	28, 90	FR100MB	76	H12550N	26	HFN-00F-DL	51
CV500-DS7	29	ES1517	30	F100MB	75	FR120	76	H14012N	26	HFN-00M-DL	51
CV500-DS8	29	ES1518	30	F1120MB	75	FR140	76	H14025N	26	HFN-11F-DL	51
CV500-DS9	29	ES1720	30	F120BG	75	FR340MB	76	H14050N	26	HFN-11M-DL	51
CV501	29	ES1922	30	F120MB	75	FR380	76	H14100N	26	HFN-ADP	51
CV501-DS1	29	ES2023	30	F1212	28, 90	FRL1000MB	76	H14800N	26	HFN-BT11-DPB	51
CV501-DS10	29	ES2225	30	F140BG	75	FRL1200	76	H380124N	26	HFN-BT12-DPB	51
CV501-DS11	29	ES2327	30	F140MB	75	FRL1400	76	H38012N	26	HFN-PT-DPB	51
CV501-DS12	29	ES2528	30	F2000MB	75	FRL3400MB	76	H380254N	26	HFN-ST-DPB	51
CV501-DS13	29	ES2731	30	F340MB	75	FRL3800	76	H38025N	26	HP0412BS	32
CV501-DS14	29	ES305	30	F380BG	75	G14160	78	H380504N	26	HP0418BS	32
CV501-DS15	29	ES3134	30	F380MB	75	G14300	78	H38050N	26	HP0424BS	32
CV501-DS16	29	ES3437	30	FLX7	48	G18160	78	H381004N	26	HP0430BS	32
CV501-DS17	29	ES3740	30	FP0412BS	32	G18300	78	H38100N	26	HP0436BS	32
CV501-DS18	29	ES4043	30	FP0418BS	32	GB14100	78	H38700N	26	HP0460BS	32
CV501-DS2	29	ES41	30	FP0424BS	32	GB14160	78	H516100N	26	HP0512BS	32
CV501-DS3	29	ES4346	30	FP0430BS	32	GB14200	78	H51612N	26	HP0518BS	32
CV501-DS4	29	ES45	30	FP0436BS	32	GB1430	78	H51625N	26	HP0524BS	32
CV501-DS5	29	ES507	30	FP0460BS	32	GB14300	78	H51650N	26	HP0530BS	32
CV501-DS6	29	ES709	30	FP0512BS	32	GB1460	78	H516750N	26	HP0536BS	32
CV501-DS7	29	ES811	30	FP0518BS	32	GB16100	78	HC104	30	HP0560BS	32
CV501-DS8	29	EXT06CN45-DPB	51	FP0524BS	32	GB16160	78	HC106	30	HP06124BS	32
CV501-DS9	29	EXT06CN-DPB	51	FP0530BS	32	GB16200	78	HC112	30	HP06184BS	32
DOT14 - 1000__	84	EXT06MJ-DPB	51	FP0536BS	32	GB1630	78	HC116	30	HP06244BS	32
DOT18 - 1000__	84	EXT12CN45-DPB	51	FP0560BS	32	GB16300	78	HC120	30	HP06304BS	32
DOT316 - 1000__	84	EXT12CN-DPB	51	FP06124BS	32	GB1660	78	HC206	30	HP06364BS	32
DOTS16 - 1000__	84	EXT-12-DPB	51	FP06184BS	32	GB17100	78	HC208	30	HP06604BS	32
DOTS32 - 1000__	84	EXT12MJ-DPB	51	FP06244BS	32	GB17160	78	HC210	30	HP06724BS	32
DV02	98	EXT18CN45-DPB	51	FP0624C-15X	32, 101	GB17200	78	HC212	30	HPG2212	107
DV02-DL	98	EXT18CN-DPB	51	FP0624C-15XTR	32, 101	GB1730	78	HC216	30	HPG2212-DL	107
DV04	98	EXT-18-DPB	51	FP0624C-15XTY	32, 101	GB17300	78	HC220	30	HS104	30
DV04-DL	98	EXT18MJ-DPB	51	FP0624C-16X	32, 101	GB1760	78	HC224	30	HS106	30
EC1113	30	EXT-1-DL	51	FP0624C-16XTR	32, 101	GB17600	78	HC228	30	HS112	30
EC1315	30	EXT24CN45-DPB	51	FP0624C-58C	32, 101	GB18160	78	HC232	30	HS116	30
EC1517	30	EXT24CN-DPB	51	FP0624C-59C	32, 101	GB1860	78	HC236	30	HS120	30
EC1518	30	EXT-24-DPB	51	FP06304BS	32	GB3438	103	HC240	30	HS206	30
EC1720	30	EXT24MJ-DPB	51	FP06364BS	32	GBV1630	78	HC244	30	HS208	30

# PRODUCT INDEX

Model	Page	Model	Page	Model	Page	Model	Page	Model	Page	Model	Page
HS210	30	L38RN	24	MF140-41L	62	N14-17B	6	N38-12CC14	7	NC2525 - ____	83
HS212	30	LE0202	94	MF140-41M	62	N14-25	6	N38-12CC15	7	NL0202	94
HS216	30	LE0402	94	MF140-7	62	N14-25A	6	N38-17	6	NL0402	94
HS220	30	LE0404	94	MF140-7X	62	N14-25B	6	N38-174	6	NL0602	94
HS224	30	LE0606	94	MF2	60	N14-25CC15	7	N38-174A	6	NL0802	94
HS228	30	LE0808	94	MF22	99	N14-50	6	N38-174B	6	NL1202	94
HS232	30	LF0202	94	MF22S	99	N14-50A	6	N38-17A	6	NL16025	94
HS236	30	LF0404	94	MF23	99	N14-50B	6	N38-17B	6	NLC02	94
HS240	30	LF0606	94	MF24	99	N14-50CC15	7	N38-25	6	NLC04	94
HS244	30	LF0808	94	MF2RK	62	N14Y-N14N-12B	9	N38-254	6	NLC06	94
HS248	30	LF0404S	93	MFC1	62	N14Y-N14N-25B	9	N38-254A	6	NRR0404	10, 92
HS252	30	LM0404SS	93	MFC2	62	N14Y-N14N-50	9	N38-254B	6	NRR0604	10, 92
HS256	30	LMF0404S	93	MFCL1-G	62	N18-10B	6	N38-25A	6	NRR0606	10, 92
HS272	30	LMM0404S	93	MFCL2-G	62	N18-15B	6	N38-25B	6	NRS0404	10, 92
HS280	30	LRF0404	24	MFRL1-G	62	N18-20B	6	N38-25CC14	7	NRS0604	10, 92
ID02	94	LRF0606	24	MFRL2-G	62	N18-25B	6	N38-25CC15	7	NRS0606	10, 92
ID04	94	LRF0808	24	MG12160	78	N18-50	6	N38-25CC58	7	NV3302	94
ILF18	59	LRM0402	24	MJN-0-DL	51	N18-50B	6	N38-30	6	NV3304	94
ILF28	59	LRM0404	24	ML1	61	N18-5B	6	N38-50	6	NV4302	94
ILF38	59	LRM0604	24	ML140-41L	62	N18Y-N18N-12B	9	N38-504	6	NV4304	94
ILF48	59	LRM0606	24	ML140-41M	62	N18Y-N18N-25B	9	N38-504A	6	NV4402	94
K0202	94	LRM0608	24	ML2	61	N18Y-N18N-50	9	N38-504B	6	NV4404	94
K0402	94	LRM0808	24	ML2RK	62	N18Y-N18N-50B	9	N38-50A	6	P002	94
K0404	94	LS0404	24	MR1	61	N316-100	6	N38-50B	6	P004	94
K0604	94	LS0606	24	MR140MB	62, 65	N316-12	6	N38-50CC14	7	P006	94
K0606	94	LS0808	24	MR140RK	62	N316-12A	6	N38-50CC15	7	P008	94
K0808	94	LSF0404	24	MR2	61	N316-12B	6	N38-50CC58	7	P04F	91
L0404S	93	LSF0604	24	MT002	94	N316-17	6	N38Y-N38N-12B	9	P06F	91
L100MB	76	LSF0606	24	MT004	94	N316-17A	6	N38Y-N38N-25B	9	P08F	91
L1120MB	76	LSF0808	24	MT006	94	N316-17B	6	N38Y-N38N-50	9	P16404	91
L120BG	76	LSM0404	24	N12-100	6	N316-25	6	N516-100	6	P16406	91
L120MB	76	LSM0606	24	N12-12	6	N316-25A	6	N516-12	6	P164064	91
L12RM06N	24	LSM0808	24	N12-12A	6	N316-25B	6	N516-12A	6	P16408	91
L12RM100N	24	MA0402	28, 90	N12-12B	6	N316-50	6	N516-12B	6	P169042	91
L12RM25N	24	MA0404	28, 90	N12-12CC12	7	N316-50A	6	N516-17	6	P169044	91
L12RM50N	24	MA0604	28, 90	N12-17	6	N316-50B	6	N516-17A	6	P169046	91
L12RN	24	MA0606	28, 90	N12-17A	6	N316Y-N316N-12B	9	N516-17B	6	P169062	91
L140BG	76	MA0806	28, 90	N12-17B	6	N316Y-N316N-25B	9	N516-25	6	P169064	91
L140MB	76	MA0808	28, 90	N12-25	6	N316Y-N316N-50	9	N516-25A	6	P169066	91
L14R025N	24	MA1212	28, 90	N12-25A	6	N34-100	6	N516-25B	6	P169086	91
L14R050N	24	MB120	76	N12-25B	6	N34-12	6	N516-50	6	P172042	91
L14R100N	24	MB140	76	N12-25CC12	7	N34-12A	6	N516-50A	6	P172044	91
L14RM06N	24	MB340	76	N12-50	6	N34-12B	6	N516-50B	6	P172064	91
L14RM100N	24	MBT02	94	N12-50A	6	N34-17	6	N516Y-N516N-12B	9	P6104	91
L14RM25N	24	MBT04	94	N12-50B	6	N34-17A	6	N516Y-N516N-25B	9	P6106	91
L14RM50N	24	MC1	60	N12Y-N12N-12B	9	N34-17B	6	N516Y-N516N-50	9	P6108	91
L14RN	24	MC128-53S	96	N12Y-N12N-25B	9	N34-25	6	NC0216 - ____	83	P6204	91
L340MB	76	MC140-7	62	N12Y-N12N-50	9	N34-25A	6	NC0325 - ____	83	P6206	91
L380BG	76	MC2	60	N12Y-N12N-50B	9	N34-25B	6	NC0435 - ____	83	P66042	91
L380MB	76	MC640-53S	96	N12Y-N516N-25B	9	N34-50	6	NC0440 - ____	83	P66044	91
L38R0254N	24	MF1	60	N12Y-N516N-50	9	N34-50A	6	NC0465 - ____	83	P66064	91
L38R025N	24	MF101	99	N12Y-N516N-50B	9	N34-50B	6	NC0510 - ____	83	P66086	91
L38R0504N	24	MF101S	99	N14-100	6	N38-100	6	NC0540 - ____	83	P68042	91
L38R050N	24	MF102	99	N14-12	6	N38-12	6	NC0610 - ____	83	P68044	91
L38R100N	24	MF102S	99	N14-12A	6	N38-124	6	NC0650 - ____	83	P68046	91
L38RM06N	24	MF103	99	N14-12B	6	N38-124A	6	NC0810 - ____	83	P68062	91
L38RM100N	24	MF103S	99	N14-12CC15	7	N38-124B	6	NC0862 - ____	83	P68064	91
L38RM25N	24	MF104	99	N14-17	6	N38-12A	6	NC1010 - ____	83	P68066	91
L38RM50N	24	MF104S	99	N14-17A	6	N38-12B	6	NC1210 - ____	83	P68086	91

# PRODUCT INDEX

Model	Page	Model	Page	Model	Page	Model	Page	Model	Page	Model	Page
PE021 - ____	82	PFE5050 ____S15X	18	PFE8025T	19	PR14-25CB15-B	14	PSM0604	14	PUE14-10 ____ - ____	11
PE0417 - ____	82	PFE5050 ____S16X	18	PFE8050BT	18	PR14-25CC15-B	14	PSM0604SR	14	PUE14-15 ____ - ____	11
PE0465 - ____	82	PFE50504 ____	18	PFE8050T	19	PR14-30 ____ - ____	13	PSM0606	14	PUE14-20 ____ - ____	11
PE0610 - ____	82	PFE50504 ____Z	18	PFE8100BT	18	PR14-5 ____ - ____	13	PSM0606SR	14	PUE14-25 ____ - ____	11
PE064 - ____	82	PFE5050TQ15CB	21	PFE8100T	19	PR316-10 ____ - ____	13	PSM0808	14	PUE14-25 ____ - ____	11
PE0810 - ____	82	PFE5100 ____	19	PFE8200T	19	PR316-15 ____ - ____	13	PSM53204	14	PUE38-10 ____ - ____	11
PE086 - ____	82	PFE5100 ____15X	18	PFE8500T	19	PR316-20 ____ - ____	13	PT0203 - ____	81	PUE38-15 ____ - ____	11
PE1010 - ____	82	PFE5100 ____16X	18	PFX4050GS15XS	22	PR316-25 ____ - ____	13	PT0306 - ____	81	PUE38-20 ____ - ____	11
PE106 - ____	82	PFE5100 ____S15X	18	PFX4050GS16XS	22	PR316-5 ____ - ____	13	PT0404 - ____	81	PUE38-25 ____ - ____	11
PE1215 - ____	82	PFE5100 ____S16X	18	PFX4100GS15XS	22	PR38-10 ____ - ____	13	PT0404-100RB	82	PUE516-10 ____ - ____	11
PE2510 - ____	82	PFE51004 ____	18	PFX4100GS16XS	22	PR38-15 ____ - ____	13	PT0404-100BWC	82	PUE516-15 ____ - ____	11
PE3103 - ____	82	PFE51004 ____Z	18	PFX5050GS15XS	22	PR38-20 ____ - ____	13	PT0404-50RB	82	PUE516-20 ____ - ____	11
PFD068	31	PFE5100TQ15CB	21	PFX5050GS16XS	22	PR38-25 ____ - ____	13	PT0404-50RBWC	82	PUE516-25 ____ - ____	11
PFD068-78-UC	31	PFE51500 ____	19	PFX5100GS15XS	22	PR38-30 ____ - ____	13	PT0406 - ____	81	PUMSC316K	14
PFD068-UC	31	PFE5250 ____	19	PFX5100GS16XS	22	PR38-50 ____ - ____	13	PT0408 - ____	81	PV021-100	83
PFD108	31	PFE6025 ____	19	PFX6050GS15XS	22	PR516-10 ____ - ____	13	PT0606 - ____	81	PV042-100	83
PFD108-78-UC	31	PFE6025 ____15X	18	PFX6050GS16XS	22	PR516-15 ____ - ____	13	PT0606-100RB	82	PV053-100	83
PFD108-UC	31	PFE6025 ____16X	18	PFX6100GS15XS	22	PR516-20 ____ - ____	13	PT0606-100RBWC	82	PV064-100	83
PFE4025 ____	19	PFE6025 ____58C	18	PFX6100GS16XS	22	PR516-25 ____ - ____	13	PT0606-50RB	82	PV086-100	83
PFE4025 ____15X	18	PFE6025 ____59C	18	PG115	107	PR516-30 ____ - ____	13	PT0606-50RBWC	82	PV1208-100	83
PFE4025 ____16X	18	PFE6025 ____S15X	18	PG115-DL	107	PR532-10 ____ - ____	13	PT0610 - ____	81	PXC058	85
PFE4025 ____S15X	18	PFE6025 ____S16X	18	PG2113	107	PR532-15 ____ - ____	13	PT0707 - ____	81	PXC058B	85
PFE4025 ____S16X	18	PFE6025 ____S58C	18	PG2113-DPB	107	PR532-20 ____ - ____	13	PT0809 - ____	81	PXC058-DB	85
PFE40254 ____	18	PFE6025 ____S59C	18	PG2114	107	PR532-25 ____ - ____	13	PT0815 - ____	81	PXC058-L	85
PFE40254 ____Z	18	PFE60254 ____	18	PG2114-DPB	107	PR532-30 ____ - ____	13	PT0909 - ____	81	PXC059-P10	85
PFE40256 ____	18	PFE60254 ____Z	18	PG2117	106	PRE14-10 ____ - ____	11	PT1017 - ____	81	PXC059-P5	85
PFE40256 ____Z	18	PFE60256 ____	18	PG2118	106	PRE14-15 ____ - ____	11	PT1214 - ____	81	PXC098R	24, 85
PFE4050 ____	19	PFE60256 ____Z	18	PG2212	107	PRE14-20 ____ - ____	11	PT1220 - ____	81	PXC099M	24, 85
PFE4050 ____15X	18	PFE6050 ____	19	PG2212-DL	107	PRE38-10 ____ - ____	11	PT2503 - ____	81	PXC099M-P10	24, 85
PFE4050 ____16X	18	PFE6050 ____15X	18	PGH6025GS	102	PRE38-15 ____ - ____	11	PTC6-10	85	R100	75
PFE4050 ____S15X	18	PFE6050 ____16X	18	PGH6050GS	102	PRE38-20 ____ - ____	11	PTC6-7	85	R1120	75
PFE4050 ____S16X	18	PFE6050 ____58C	18	PHS0406	19	PRE38-25 ____ - ____	11	PTC8-6	85	R120	75
PFE40504 ____	18	PFE6050 ____59C	18	PHS0507	19	PRE516-10 ____ - ____	11	PU14-10 ____ - ____	12	R12006N	25
PFE40504 ____Z	18	PFE6050 ____S15X	18	PHS0609	19	PRE516-15 ____ - ____	11	PU14-10CBG15-Q	15	R12012N	25
PFE40506 ____	18	PFE6050 ____S16X	18	PI002S	94	PRE516-20 ____ - ____	11	PU14-15 ____ - ____	12	R12025N	25
PFE40506 ____Z	18	PFE6050 ____S58C	18	PI004	94	PRE516-25 ____ - ____	11	PU14-15CBG15-Q	15	R12050N	25
PFE4050TQ15CB	21	PFE6050 ____S59C	18	PI004S	94	PRF0808	14	PU14-20 ____ - ____	12	R12100N	25
PFE4100 ____	19	PFE60504 ____	18	PP0406S	31	PRM0404	14, 19	PU14-25 ____ - ____	12	R12500N	25
PFE4100 ____15X	18	PFE60504 ____Z	18	PP0412S	31	PRM0404SR	14, 19	PU14-25CBG15-Q	15	R12M06N	25
PFE4100 ____16X	18	PFE60506 ____	18	PP0418S	31	PRM0406	14, 19	PU14-30 ____ - ____	12	R12M100N	25
PFE4100 ____S15X	18	PFE60506 ____Z	18	PP0424S	31	PRM0406SR	14, 19	PU14-5 ____ - ____	12	R12M25N	25
PFE4100 ____S16X	18	PFE6050TQ15CB	21	PP0436S	31	PRM0504	14, 19	PU14-50 ____ - ____	12	R12M50N	25
PFE41004 ____	18	PFE6100 ____	19	PP0612S	31	PRM0504SR	14, 19	PU316-10 ____ - ____	12	R140	75
PFE41004 ____Z	18	PFE6100 ____15X	18	PP0618S	31	PRM0506	14, 19	PU316-15 ____ - ____	12	R14006N	25
PFE41006 ____	18	PFE6100 ____16X	18	PP0624S	31	PRM0506SR	14, 19	PU316-20 ____ - ____	12	R14012N	25
PFE41006 ____Z	18	PFE6100 ____58C	18	PP0636S	31	PRM0604	14, 19	PU316-25 ____ - ____	12	R14025N	25
PFE4100TQ15CB	21	PFE6100 ____59C	18	PR12-10 ____ - ____	13	PRM0604SR	14, 19	PU316-5 ____ - ____	12	R14025RN	25
PFE42000 ____	19	PFE6100 ____S15X	18	PR12-15 ____ - ____	13	PRM0606	14, 19	PU38-10 ____ - ____	12	R14050N	25
PFE4500 ____	19	PFE6100 ____S16X	18	PR12-20 ____ - ____	13	PRM0606SR	14, 19	PU38-15 ____ - ____	12	R14050RN	25
PFE5025 ____	19	PFE6100 ____S58C	18	PR12-25 ____ - ____	13	PRM0808	19	PU38-20 ____ - ____	12	R14100N	25
PFE5025 ____15X	18	PFE6100 ____S59C	18	PR12-30 ____ - ____	13	PSM0304	14	PU38-25 ____ - ____	12	R14800N	25
PFE5025 ____16X	18	PFE61000 ____	19	PR12-50 ____ - ____	13	PSM0404	14	PU38-30 ____ - ____	12	R14M06N	25
PFE5025 ____S15X	18	PFE61004 ____	18	PR14-10 ____ - ____	13	PSM0404SR	14	PU38-50 ____ - ____	12	R14M100N	25
PFE5025 ____S16X	18	PFE61004 ____Z	18	PR14-15 ____ - ____	13	PSM0406	14	PU516-10 ____ - ____	12	R14M25N	25
PFE50254 ____	18	PFE61006 ____	18	PR14-15CB15-B	14	PSM0406SR	14	PU516-15 ____ - ____	12	R14M50N	25
PFE50254 ____Z	18	PFE61006 ____Z	18	PR14-15CC15-B	14	PSM0504	14	PU516-20 ____ - ____	12	R2000	75
PFE5050 ____	19	PFE6100TQ15CB	21	PR14-20 ____ - ____	13	PSM0504SR	14	PU516-25 ____ - ____	12	R340	75
PFE5050 ____15X	18	PFE6200 ____	19	PR14-25 ____ - ____	13	PSM0506	14	PU516-30 ____ - ____	12	R34012N	25
PFE5050 ____16X	18	PFE8025BT	18	PR14-25 ____ - ____	13	PSM0506SR	14	PUB0304S	14	R34025N	25

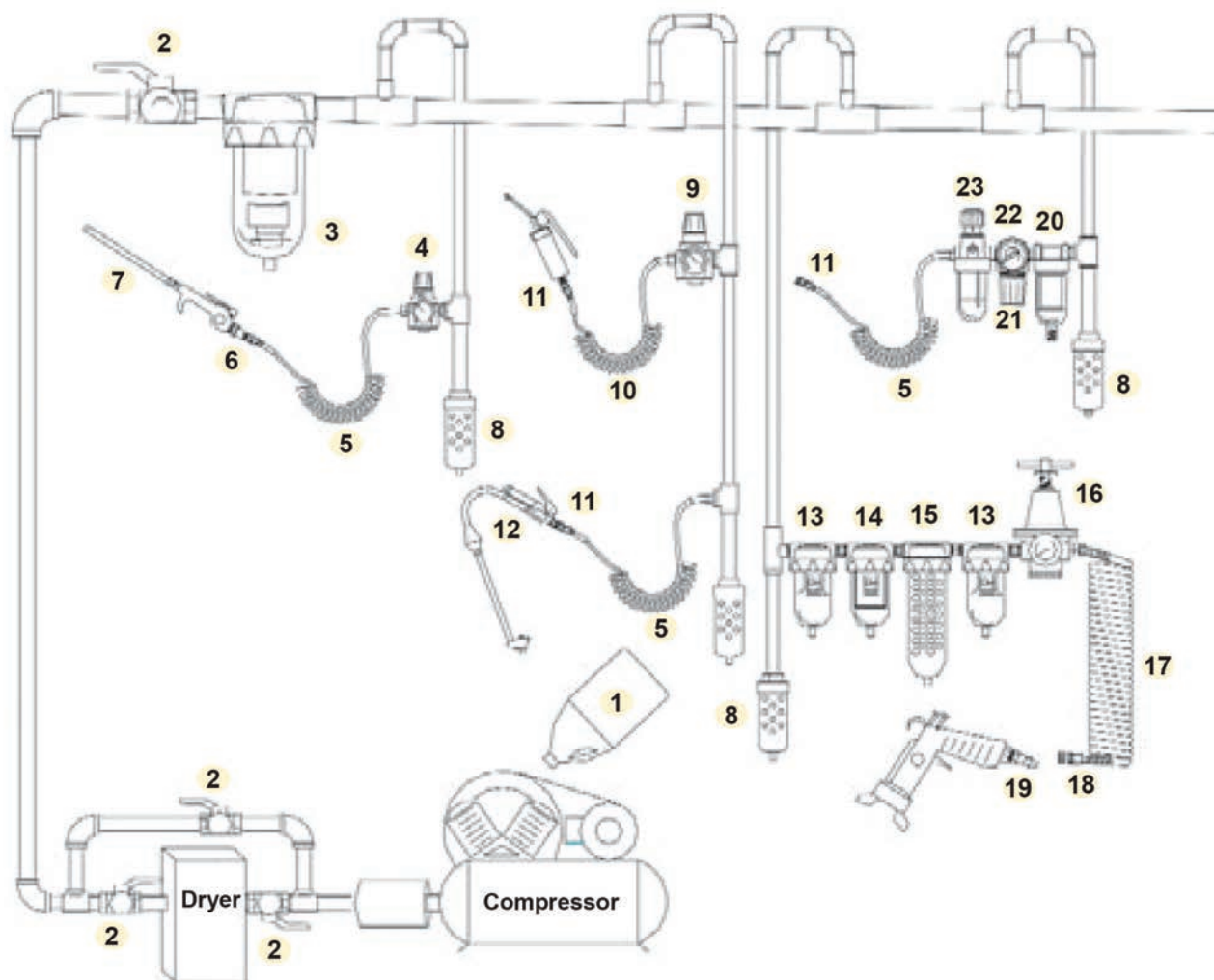
# PRODUCT INDEX

Model	Page	Model	Page	Model	Page	Model	Page	Model	Page	Model	Page
R34050N	25	RK110	10, 92	RP0618S	31	S38-50A	8	TC4-10	85	TP6100	27
R34100N	25	RK112	10, 92	RP0624	31	S38-50B	8	TCS-10	85	TP61004	27
R34400N	25	RK114	10, 92	RP06244BS	32	SAT13	48	TG060	107	TP6500	27
R380	75	RK118	10, 92	RP0624S	31	SAT14	48	TG060-DPB	107	TP6M100	27
R380064N	25	RK119	10, 92	RP06304BS	32	SAT15	48	TG160	107	TP6M25	27
R38006N	25	RK119B	76	RP0636	31	SAT45-DPB	48	TG160-DPB	107	TP6M50	27
R380124N	25	RK119D	76	RP06364BS	32	SC690402	91	TG300	107	TSN16-PB	52
R38012N	25	RKB605WB	76	RP0636S	31	SC690404	91	TGA060	107	TV002-DL	98
R380254N	25	RM040804	28, 90	RP06604BS	32	SC690406	91	TGA160	107	TV004-DL	98
R38025N	25	RM040904	28, 90	RP06724BS	32	SC69041032	91	TGA300	107	TYP-2500CS	50
R38025RN	25	RM041004	28, 90	RP0812	31	SC690504	91	TGB060	107	TYP-2500SRT	50
R380504N	25	RM050904	28, 90	RP0818	31	SC690506	91	TGB060-DPB	107	TYP2501-06	50
R38050N	25	RM051004	28, 90	RP0824	31	SC690604	91	TGB160	107	TYP2501-12	50
R38050RN	25	RM051104	28, 90	RP0836	31	SC690606	91	TGC090	108	TYP2501-18	50
R381004N	25	RM061004	28, 90	RP1212	31	SC690608	91	TGC090-DPB	108	TYP2501-24	50
R38100N	25	RM061006	28, 90	RP1218	31	SC690808	91	TGC091	108	TYP2501-24HN	52
R38700N	25	RM061104	28, 90	RP1224	31	SC692502	91	TGC092	108	TYP2501-24X45	50
R38M06N	25	RM061106	28, 90	RP1236	31	SC692504	91	TGC093	108	TYP2501-36	50
R38M100N	25	RM061204	28, 90	RS0408	28, 90	SC69251032	91	TGC100	108	TYP2501-48	50
R38M25N	25	RM061206	28, 90	RS0409	28, 90	SNT-1	48	TGC101	108	TYP2501-72	50
R38M50N	25	RM081408	28, 90	RS0410	28, 90	SNT-2	48	TGC102	108	TYP-2501CS	50
R51606N	25	RM081508	28, 90	RS0610	28, 90	SNT-3	48	TGC103	108	TYP2506	50
R516100N	25	RM081608	28, 90	RS0611	28, 90	SNT-4	48	TGC120	108	TYP2512	50
R51612N	25	RM18	99	RS0612	28, 90	SNT-5	48	TGC120-DPB	108	TYP2518	50
R51625N	25	RM28	99	S14-12	8	SNT-KIT-DPB	48	TGC121	108	TYP2524	50
R51650N	25	RM38	99	S14-12A	8	ST10	48	TGC122	108	TYP2524-X45	50
R516700N	25	RM48	99	S14-12B	8	ST1098	30	TGC123	108	TYP2536	50
R516M06N	25	RP0403	31	S14-17	8	ST11	48	TGC128	108	TYP2548	50
R516M100N	25	RP0406	31	S14-17A	8	ST12	48	TGC129	108	TYP2548-X45	50
R516M25N	25	RP0406S	31	S14-17B	8	ST16	48	TGC130	108	TYP2560	50
R516M50N	25	RP0412	31	S14-25	8	ST17-KIT	48	TGC131	108	TYP2572	50
RB-KIT	44	RP0412BS	32	S14-25A	8	ST203	48	TGC132	108	TYP-3800CS	50
RF040804	28, 90	RP0412S	31	S14-25B	8	ST206	48	TGC133	108	TYP-3800MJ	50
RF040904	28, 90	RP0418	31	S14-50	8	ST208	48	TGC1332-160	108	TYP3806	50
RF041004	28, 90	RP0418BS	32	S14-50A	8	ST210	48	TGC1332-60	108	TYP3812	50
RF050904	28, 90	RP0418S	31	S14-50B	8	ST212	48	TGC1343	108	TYP3818	50
RF051004	28, 90	RP0424	31	S38-12	8	ST216	48	TGC1348	108	TYP3824	50
RF051104	28, 90	RP0424BS	32	S38-124	8	ST218	48	TGC1348-DPB	108	TYP3836	50
RF061006	28, 90	RP0424S	31	S38-124A	8	ST224	48	TGC1349-160	108	TYP3848	50
RF061106	28, 90	RP0430BS	32	S38-124B	8	ST230	48	TGC1365-60	108	TYP3860	50
RF061206	28, 90	RP0436	31	S38-12A	8	ST236	48	TGC138	108	TYP3872	50
RF081408	28, 90	RP0436BS	32	S38-12B	8	STFF06	48	TGC139	108	TYP-PACK	52
RK01	28, 90	RP0436S	31	S38-17	8	STFF12	48	TGC1400-DPB	108	TYP-TK01	51
RK02	28, 90	RP0460BS	32	S38-174	8	STT32	48	TGH1214A	108	U004	94
RK03	28, 90	RP0512	31	S38-174A	8	SV070	105	TGH1216A	108	U006	94
RK04	28, 90	RP0512BS	32	S38-174B	8	SV100	105	TH-KIT	52	VP0412	31
RK05	28, 90	RP0518	31	S38-17A	8	SV125	105	THN24-DPB	52	VP0412BS	32
RK06	28, 90	RP0518BS	32	S38-17B	8	SV165	105	TP4025	27	VP0412S	31
RK07	28, 90	RP0524	31	S38-25	8	SV200	105	TP4050	27	VP0418	31
RK08	28, 90	RP0524BS	32	S38-254	8	SVT10	48	TP4100	27	VP0418BS	32
RK082	10, 92	RP0530BS	32	S38-254A	8	T002	94	TP4500	27	VP0418S	31
RK083	10, 92	RP0536	31	S38-254B	8	T004	94, 101	TP4M06	27	VP0424	31
RK085	10, 92	RP0536BS	32	S38-25A	8	T004-14X	101	TP4M100	27	VP0424BS	32
RK086	10, 92	RP0560BS	32	S38-25B	8	T004-15X	101	TP4M25	27	VP0424S	31
RK090	10, 92	RP0612	31	S38-40	8	T004-16X	101	TP4M50	27	VP0430BS	32
RK092	10, 92	RP06124BS	32	S38-50	8	T006	94, 101	TP6025	27	VP0436	31
RK096	10, 92	RP0612S	31	S38-504	8	T006-58C	101	TP60254	27	VP0436BS	32
RK098	10, 92	RP0618	31	S38-504A	8	T008	94	TP6050	27	VP0436S	31
RK100	10, 92	RP06184BS	32	S38-504B	8	TC3-10	85	TP60504	27	VP0460BS	32

# PRODUCT INDEX

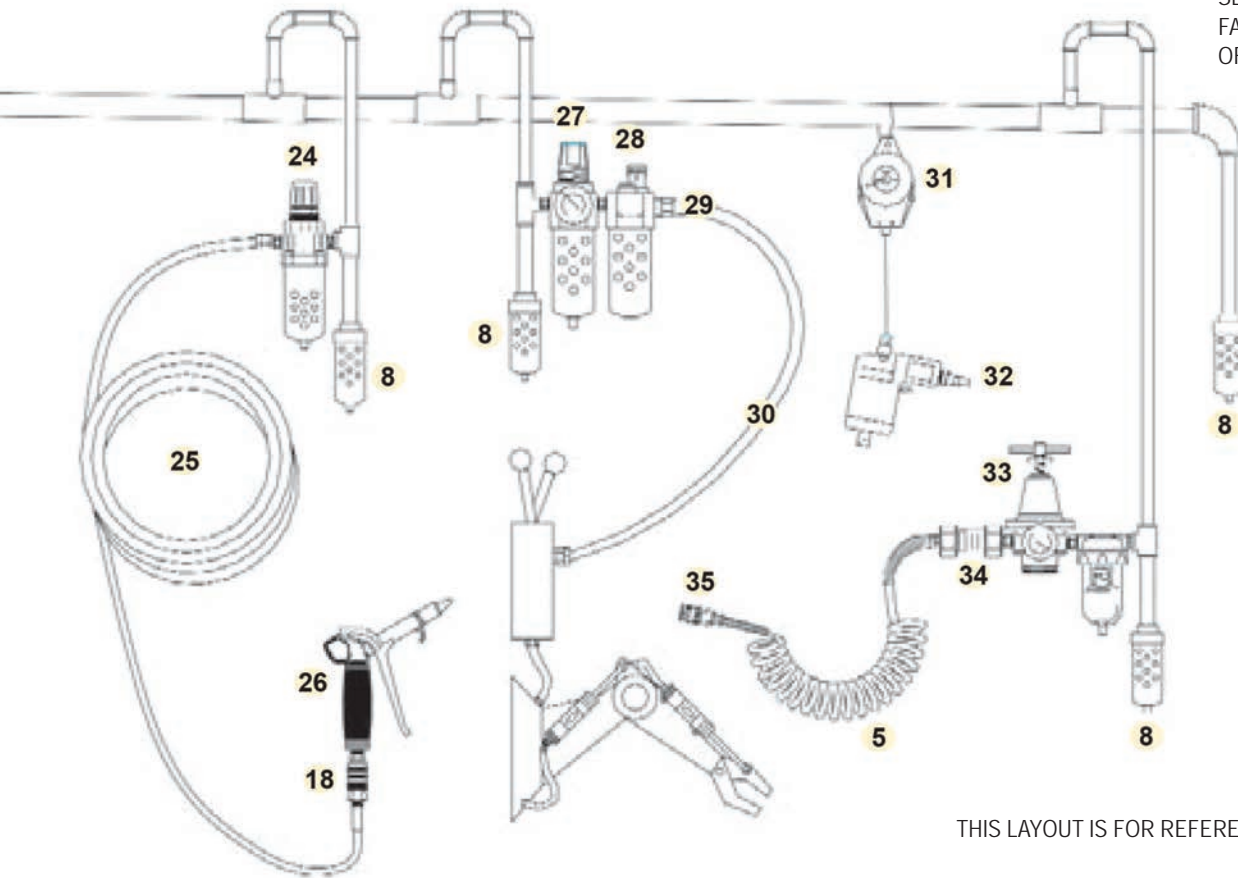
Model	Page	Model	Page	Model	Page	Model	Page	Model	Page	Model	Page
VP0612	31	VP06304BS	32	WGHR58-75B	102	X004-16X	101	YB4100Y15X	23	YB6100Y15X	23
VP06124BS	32	VP0636	31	WS0404 - ____K	84	X006	94	YB4250Y	23	YB6250Y	23
VP0612S	31	VP06364BS	32	WS0606 - ____K	84	X006-59C	101	YB4250Y	23	YBHS04-DL	23
VP0618	31	VP0636S	31	WS0809 - ____K	84	X008	94	YB60254Y	23	YBHS06-DL	23
VP06184BS	32	VP06604BS	32	WS2503 - ____K	84	YB40254Y	23	YB6025Y15X	23	YBKIT04	23
VP0618S	31	VP06724BS	32	X002	94	YB40254Y15X	23	YB60504-KIT01	23	YBKIT064	23
VP0624	31	WGHR12-50B	102	X004	94	YB40504Y	23	YB60504Y	23	YBREEL60504Y	23, 104
VP06244BS	32	WGHR12-75B	102	X004-14X	101	YB4050Y15X	23	YB6050Y15X	23	YBRM0404-DL	23
VP0624S	31	WGHR58-50B	102	X004-15X	101	YB41004Y	23	YB61004Y	23	YBRM0604-DL	23
										YBW5850Y	102

# PNEUMATIC DIAGRAM



#	DESCRIPTION	DETAIL	PAGE
1	Air Compressor Oil	Compressor oil is vital for trouble-free compressor operation.	96
2	Ball Valve	This valve opens or shuts-off air flow throughout the system.	98
3	Filter (General Purpose Series)	A high-volume, first pass filter that removes most moisture and impurities from the air system so that they do not foul downstream equipment.	75
4	Economy Regulator	This regulator provides users with accurate yet cost-effective air regulation.	58
5	Flexcoil® Polyurethane Hose	This 125 psi rated coiled hose is lightweight, extremely durable and kink and abrasion resistant. This assembly also features pigtails for maneuverability.	12
6	Industrial Interchange Coupler & Connector	Available in 1/4" to 3/4" NPT body sizes. This is a very popular interchange for industrial applications.	36
7	600 Series Blow Gun with Extension	Blow guns are a common accessory used to blow debris, shavings and chips away from work surfaces. The 600 Series guns are made of tough zinc die cast bodies.	45
8	Mechanical Condensate Drain	Found at the bottom of drip legs. Used to trap moisture and vent it out of the air system.	77
9	Miniature Series Regulator	Regulators control air pressure and protect tools from over pressurization.	61
10	Flexeel® Polyurethane Reinforced Coiled Air Hose	Flexeel® is extremely lightweight and combines the durability of bulkier hoses with the kink resistance and elasticity of polyurethane to make a tough, long lasting hose.	18
11	Automotive/Tru-Flate Interchange Coupler & Connector	Available in 1/4" to 1/2" NPT body sizes. This is a very popular interchange for automotive and shop applications.	36
12	Tire Inflator Gauge	Used to inflate tires.	108
13	Heavy Duty Filter (88 Series)	This filter removes additional moisture and impurities from the air system and is used downstream, close to the tool or application.	72
14	Heavy Duty Coalescing Filter (88 Series)	This filter is employed downstream of other, standard filtration. It removes 99.97% of solids and fluids and is used where very clean air is required.	72
15	Dessicant Dryer	This dryer collects any moisture remaining in the air stream after filtration.	77
16	Heavy Duty Regulator (88 Series)	Regulators control air pressure and protect tools from over-pressurization. They also improve the efficiency of air systems.	73
17	Nylon Self-Storing Air Hose	This hose is lightweight, chemical-resistant and designed to withstand high temperatures.	6

SLIGHT DOWNWARD SLOPE  
FACILITATES DRAINAGE  
OF CONDENSATION.



THIS LAYOUT IS FOR REFERENCE ONLY.

#	DESCRIPTION	DETAIL	PAGE
18	Megaflow® Coupler	Megaflow® couplers are the size of a 1/4" body coupler but have the flow of a 3/8" coupler. This series is often used in the PB&E market, or in any application requiring high flow.	36
19	Megaflow® Ball Swivel	This item combines the high flow of the Megaflow® coupler and the connector ergonomics of a ball swivel connector.	38
20	Mini Modular Filter (25 Series)	This filter removes additional moisture and impurities from the air system and is used downstream, close to the tool or application. The Modular Series of FRLs is used when easy assembly / disassembly is required.	60
21	Mini Modular Regulator (25 Series)	Regulators control air pressure and protect tools from over pressurization.	61
22	Gauge	Gauges measure pressure throughout an air system.	78
23	Mini Modular Lubricator (25 Series)	Lubricators provide the required lubricant needed to protect tools and pneumatic devices downstream.	61
24	Modular Integral Filter (27 Series)	This item combines the features of a regulator and filter in one space-saving Regulator unit. The modular design makes installation easy.	66
25	Flexeel® Straight Hose	This is the most flexible, lightweight, durable, reinforced air hose available. An excellent alternative to bulkier rubber and plastic hoses.	18
26	Typhoon® Blow Gun	This high-volume blow gun combines heavy-duty blow-off with pistol-grip ergonomics.	50
27	Compact Integral Filter/Regulator (26 Series)	This compact item combines the features of a regulator and filter in one space-saving design.	64
28	Compact Lubricator (26 Series)	Lubricators provide the required lubricant needed to protect tools and pneumatic devices downstream.	64
29	Coilock™ Push-to-Connect Fittings	These push-to-connect or push-in fittings work with nylon, polyurethane and polyethylene tubing.	88
30	Plastic Tubing	Coilhose has a wide selection of plastic tubing to be utilized within an air system.	80
31	Tool Balancer	Tool Balancers suspend tools at the work station, reducing user fatigue.	105
32	ARO Interchange Connector	Available in 1/4" NPT body size, this is a popular connector used with lubrication and spray equipment.	36
33	Heavy Duty Tamperproof Regulator (88 Series)	This regulator features a removable T-handle key. Once the desired pressure is set, the key can be removed, eliminating unauthorized adjustment.	73
34	Safety Excess Flow Check Valve	This valve is placed between the supply main and the air hose. It automatically shuts off flow in the event of a sudden break in the air line.	98
35	ARO Interchange Coupler	Available in 1/4" NPT body size. Typically used with lubrication and spray equipment.	36

## ***Coilhose Pneumatics celebrated its 50th Year in Business***

Family owned and operated, Coilhose Pneumatics has been manufacturing high quality pneumatic accessories for professionals and serious hobbyists since 1969. Our extensive product offering has been built around a core group of products such as our classic nylon coiled hose.


Coilhose offers first class customer service to both our distributors and end-users. Our customer service department is trained to provide exceptional support across our entire product line.

With the addition of Freelin-Wade in 1990 and Acme Automotive in 1999, our markets now range from automotive to industrial to fluid power. Coilhose Pneumatics has the ability to extrude plastic tubing and hose, coil hoses, machine brass fittings and assemble and package product. First and foremost, our core philosophy remains the same: supply our customers with high quality products at a competitive price, supported by unmatched service.

Coilhose Pneumatics products are available through distribution in the United States, Canada, Europe, the Middle East and Central and South America.



Use your QR App to  
visit us on the web:



19 Kimberly Road | East Brunswick, NJ 08816 | 732-390-8480 | [info@coilhose.com](mailto:info@coilhose.com) | [www.coilhose.com](http://www.coilhose.com)