

Ultra High Pressure

G8K Spiral Wire Hose

(Meets Flame Resistance Acceptance Designation "MSHA 2G")

Recommended For: Ultra high-pressure, high-impulse applications such as hydrostatic transmissions, for use in the construction, agriculture, forestry, underground or open pit mining, or other industries on applications where extremely high pressure capability is required. G8K hose and couplings offer industry-leading bend radius capability, which leads to ease of routing and installation, longer hose life in flexing applications, and fewer bent tube fitting requirements.

Tube: Black, oil-resistant Neoprene Type A tube material allows for the high pressure, high temperature performance required in these demanding applications. See Hose Stock Characteristics.

Reinforcement: Six alternating layers of high tensile steel wire spiral construction.

Cover: Black, oil resistant, synthetic rubber (Neoprene - Type A), with color coded layline.

Temperature Range: -40°F to +250°F (-40°C to +121°C). For water emulsions see Temperature Limits Table.

Coupling Recommendation (See Crimp Data Manual 35019 or E-crimp):
G8K Couplings (Section D)



Description	Product No.						Weight (Lbs.)
12G8KXCTN	4651-1639	3/4	1.36	8,000	32,000	9.5	1.57
16G8KXCTN	4651-1631	1	1.66	8,000	32,000	12.0	2.21

Extremely High Pressure

EFG6K Spiral Wire Hose—SAE 100R15

(Meets Flame Resistance Acceptance Designation "MSHA 2G")
For Biodegradable Hydraulic Fluids

Recommended For: Extremely high-pressure, high-impulse applications such as hydrostatic transmissions. EFG6K is designed to meet or exceed all requirements of SAE 100R15 specifications and performance requirements of EN 856 4SP (-6, -8, -10 and -12), EN 856 4SH (-12, -16, and -20), and ISO 3862 Type R15 (-6, -8, -10, -12, -16, -24). Compatible with biodegradable hydraulic fluids like polyolester, polyglycol and vegetable oil as well as standard petroleum-based fluids. Available in 121' through 200' continuous lengths.

Tube: Black, oil resistant, synthetic rubber (Nitrile - Type C). See Hose Stock Characteristics.

Reinforcement: Four (six for -20 and -24) alternating layers of spiraled, high-tensile steel.

Cover: Black, oil resistant, synthetic rubber (Neoprene - Type A). Color coded layline. Also available with unique abrasion resistant MegaTuff® cover. See Hose Stock Characteristics.

Temperature Range: -40°F to +250°F (-40°C to +121°C). For water emulsions see Temperature Limits Table.

Coupling Recommendation (See Crimp Data Manual 35019 or E-crimp):
GlobalSpiral™ Couplings (-6 through -20) (Section E)
GlobalSpiral™ High Pressure Couplings (-24) (Section E)
Stainless Steel "S" Couplings (Section H)



Description	Product No.						Weight (Lbs.)
6EFG6KXCTN	4651-1396	3/8	0.80	6,000	24,000	2.5	.51
8EFG6KXCTN	4651-1371	1/2	0.95	6,000	24,000	3.5	.59
8EFG6KXLL	4651-1613	1/2	0.95	6,000	24,000	3.5	.58
10EFG6KXCTN	4651-1368	5/8	1.09	6,000	24,000	4.0	.65
10EFG6KXLL	4651-1397	5/8	1.09	6,000	24,000	4.0	.80
12EFG6KXCTN	4651-1288	3/4	1.24	6,000	24,000	4.7	.96
12EFG6KXLL	4651-1398	3/4	1.24	6,000	24,000	4.7	1.00
16EFG6KXCTN	4651-1289	1	1.53	6,000	24,000	6.0	1.49
16EFG6KXLL	4651-1399	1	1.53	6,000	24,000	6.0	1.50
20EFG6KXCTN	4651-1290	1 1/4	1.97	6,000	24,000	8.2	2.67
20EFG6KXLL	4651-1400	1 1/4	1.97	6,000	24,000	8.2	2.67
24EFG6KXCTN	4651-1531	1 1/2	2.26	6,000	24,000	10.0	3.41
24EFG6KXLL	4651-1572	1 1/2	2.26	6,000	24,000	10.0	3.39



Powering Progress.

gates.com/hydraulics

A23



EFG6K Spiral Wire Hose—MegaTuff® Cover

Extremely High Pressure

(Meets Flame Resistance Acceptance Designation “MSHA 2G”) For Biodegradable Hydraulic Fluids

MegaTuff® hose lasts up to 300 times longer than standard hose during hose-to-hose and hose-to-metal abrasion tests per ISO 6945.

Recommended For: Extremely high-pressure, high-impulse applications such as hydrostatic transmissions. EFG6K is designed to meet or exceed all requirements of SAE 100R15 specifications and performance requirements of EN 856 4SP (-6, -8, -10 and -12), EN 856 4SH (-12, -16, and -20), and ISO 3862 Type R15 (-6, -8, -10, -12, -16, -24). Compatible with biodegradable hydraulic fluids like polyolester, polyglycol and vegetable oil as well as standard petroleum-based fluids. Available in 121' through 200' continuous lengths.


Tube: Black, oil resistant, synthetic rubber (Nitrile - Type C). See Hose Stock Characteristics.

Reinforcement: Four (six for -20 and -24) alternating layers of spiraled, high-tensile steel.

Cover: Black, oil, abrasion and weather resistant MegaTuff® cover with synthetic rubber (Neoprene - Type A) base, with color coded layline. Also available in Standard cover. See Hose Stock Characteristics.

Temperature Range: -40°F to +250°F (-40°C to +121°C). For water emulsions see Temperature Limits Table.

Coupling Recommendation (See Crimp Data Manual 35019 or E-crimp):
GlobalSpiral™ Couplings (-6 through -20) (Section E)
GlobalSpiral™ High Pressure Couplings (-24) (Section E)
Stainless Steel “S” Couplings (Section H)



Description	Product No.	⊖	⊕	⊙	⊙	⊙	Weight (Lbs.)
6EFG6K-MTFXCTN	4651-1435	3/8	0.80	6,000	24,000	2.5	.50
8EFG6K-MTFXCTN	4651-1609	1/2	0.95	6,000	24,000	3.5	.60
10EFG6K-MTFXCTN	4651-1416	5/8	1.09	6,000	24,000	4.0	.64
12EFG6K-MTFXCTN	4651-1606	3/4	1.24	6,000	24,000	4.7	1.02
16EFG6K-MTFXCTN	4651-1604	1	1.53	6,000	24,000	6.0	1.30
20EFG6K-MTFXCTN	4651-1601	1 1/4	1.97	6,000	24,000	8.2	2.71
24EFG6KMTFXCTN	4651-1754	1 1/2	2.26	6,000	24,000	10.0	3.75



(Meets Flame Resistance Acceptance Designation “MSHA 2G”)
For Biodegradable Hydraulic Fluids

Recommended For: Extremely high-pressure, high-impulse applications such as hydrostatic transmissions. EFG6K is designed to meet or exceed all requirements of SAE 100R15 specifications and performance requirements of EN 856 4SP (-6, -8, -10 and -12), EN 856 4SH (-12, -16, and -20), and ISO 3862 Type R15 (-6, -8, -10, -12, -16, -24). Compatible with biodegradable hydraulic fluids like polyolester, polyglycol and vegetable oil as well as standard petroleum-based fluids. Available in 121' through 200' continuous lengths.

Tube: Black, oil resistant, synthetic rubber (Nitrile - Type C). See Hose Stock Characteristics.

Reinforcement: Four (six for -20 and -24) alternating layers of spiraled, high-tensile steel.

Cover: Black, oil resistant, synthetic rubber (Neoprene - Type A), with color coded layline. Also available with unique abrasion resistant MegaTuff® cover. See Hose Stock Characteristics.

Temperature Range: -40°F to +250°F (-40°C to +121°C). For water emulsions see Temperature Limits Table.






Coupling Recommendation (See Crimp Data Manual 35019 or E-crimp):

GlobalSpiral™ Couplings (-6 through -20) (Section E)

GlobalSpiral™ High Pressure Couplings (-24 and -32) (Section E)

Stainless Steel “S” Couplings (Section H)



Description	Product No.						Weight (Lbs.)
6EFG5KXCTN	4651-1424	3/8	0.80	5,000	20,000	2.5	.47
8EFG5KXCTN	4651-1372	1/2	0.95	5,000	20,000	3.5	.63
8EFG5KXLL	4651-1612	1/2	0.95	5,000	20,000	3.5	.59
10EFG5KXCTN	4651-1340	5/8	1.09	5,000	20,000	4.0	.65
10EFG5KXLL	4651-1390	5/8	1.09	5,000	20,000	4.0	.78
12EFG5KXCTN	4651-1285	3/4	1.24	5,000	20,000	4.7	.97
12EFG5KXLL	4651-1391	3/4	1.26	5,000	20,000	4.7	.95
16EFG5KXCTN	4651-1286	1	1.53	5,000	20,000	6.0	1.49
16EFG5KXLL	4651-1392	1	1.53	5,000	20,000	6.0	1.55
20EFG5KXCTN	4651-1287	1 1/4	1.97	5,000	20,000	8.2	2.68
20EFG5KXLL	4651-1393	1 1/4	1.97	5,000	20,000	8.2	2.66
24EFG5KXCTN	4651-1455	1 1/2	2.26	5,000	20,000	10.0	2.99
24EFG5KXLL	4651-2208	1 1/2	2.26	5,000	20,000	10.0	3.26
32EFG5KXCTN	4651-1456	2	2.80	5,000	20,000	25.0	4.86
32EFG5KXLL	4651-0059	2	2.80	5,000	20,000	25.0	2.50





EFG5K Spiral Wire Hose—MegaTuff® Cover

Extremely High Pressure

(Meets Flame Resistance Acceptance Designation "MSHA 2G")
For Biodegradable Hydraulic Fluids

MegaTuff® hose lasts up to 300 times longer than standard hose during hose-to-hose and hose-to-metal abrasion tests per ISO 6945.

Recommended For: Extremely high-pressure, high-impulse applications such as hydrostatic transmissions. EFG6K is designed to meet or exceed all requirements of SAE 100R15 specifications and performance requirements of EN 856 4SP (-6, -8, -10 and -12), EN 856 4SH (-12, -16, and -20), and ISO 3862 Type R15 (-6, -8, -10, -12, -16, -24). Compatible with biodegradable hydraulic fluids like polyolester, polyglycol and vegetable oil as well as standard petroleum-based fluids. Available in 121' through 200' continuous lengths.

Tube: Black, oil resistant, synthetic rubber (Nitrile - Type C). See Hose Stock Characteristics.


Reinforcement: Four (six for -20 and -24) alternating layers of spiraled, high-tensile steel.

Cover: Black, oil, abrasion and weather resistant MegaTuff® cover with synthetic rubber (Neoprene - Type A) base, with color coded layline. Also available in Standard cover. See Hose Stock Characteristics.

Temperature Range: -40°F to +250°F (-40°C to +121°C). For water emulsions see Temperature Limits Table.

Coupling Recommendation (See Crimp Data Manual 35019 or E-crimp):

- GlobalSpiral™ Couplings (-6 through -20) (Section E)
- GlobalSpiral™ High Pressure Couplings (-24 and -32) (Section E)
- Stainless Steel "S" Couplings (Section H)



Description	Product No.	⊖	⊕	⊙	⊙	⊙	Weight (Lbs.)
6EFG5K-MTFXCTN	4651-1436	3/8	0.80	5,000	20,000	2.5	.51
8EFG5K-MTFXCTN	4651-1608	1/2	0.94	5,000	20,000	3.5	.66
10EFG5K-MTFXCTN	4651-1410	5/8	1.09	5,000	20,000	4.0	.80
12EFG5K-MTFXCTN	4651-1605	3/4	1.24	5,000	20,000	4.7	1.00
16EFG5K-MTFXCTN	4651-1603	1	1.53	5,000	20,000	6.0	.76
16EFG5K-MTFXLL	4651-4001	1	1.53	5,000	20,000	6.0	1.49
20EFG5K-MTFXCTN	4651-1600	1 1/4	1.97	5,000	20,000	8.2	2.82
20EFG5K-MTFXLL	4651-4002	1 1/4	1.97	5,000	20,000	8.2	2.67
24EFG5K-MTFXCTN	4651-2203	1 1/2	2.26	5,000	20,000	10.0	3.26
24EFG5K-MTFXLL	4651-2204	1 1/2	2.26	5,000	20,000	10.0	3.18
32EFG5K-MTFXCTN	4651-1522	2	2.80	5,000	20,000	25.0	4.71
32EFG5K-MTFXLL	4651-2211	2	2.80	5,000	20,000	25.0	4.86



(Meets Flame Resistance Acceptance Designation “MSHA 2G”)
For Biodegradable Hydraulic Fluids

Recommended For: Extremely high-pressure, high-impulse applications. Exceeds all performance requirements for SAE 100R12, EN 856 R12 and ISO 3862 Type R12. Compatible with biodegradable hydraulic fluids like polyolester, polyglycol and vegetable oil as well as standard petroleum-based fluids. Available in 121' through 200' continuous lengths.

Tube: Black, oil resistant, synthetic rubber (Nitrile - Type C). See Hose Stock Characteristics.

Reinforcement: Four alternating layers of spiraled, high-tensile steel wire.

Cover: Black, oil resistant, synthetic rubber (Neoprene - Type A), with color coded layline. Also available with unique abrasion resistant MegaTuff® cover. See Hose Stock Characteristics.






Temperature Range: -40°F to +250°F (-40°C to +121°C). For water emulsions see Temperature Limits Table.

Coupling Recommendation (See Crimp Data Manual 35019 or E-crimp):

GlobalSpiral™ Couplings (Section E)

Stainless Steel “S” Couplings (Section H)



Description	Product No.						Weight (Lbs.)
6EFG4KXCTN	4651-1338	3/8	0.80	4,000	16,000	2.5	.51
8EFG4KXCTN	4651-1339	1/2	0.94	4,000	16,000	3.5	.63
8EFG4KXLL	4651-1611	1/2	0.94	4,000	16,000	3.5	.61
10EFG4KXCTN	4651-1367	5/8	1.09	4,000	16,000	4.0	.65
10EFG4KXLL	4651-1614	5/8	1.09	4,000	16,000	4.0	.80
12EFG4KXCTN	4651-1282	3/4	1.21	4,000	16,000	4.7	.86
12EFG4KXLL	4651-1385	3/4	1.21	4,000	16,000	4.7	.86
16EFG4KX100FT	4651-1460	1	1.50	4,000	16,000	6.0	1.34
16EFG4KXCTN	4651-1283	1	1.50	4,000	16,000	6.0	1.26
16EFG4KXLL	4651-1386	1	1.50	4,000	16,000	6.0	1.26
20EFG4KXCTN	4651-1284	1 1/4	1.85	4,000	16,000	8.2	1.90
20EFG4KXLL	4651-1387	1 1/4	1.85	4,000	16,000	8.2	1.91



EFG4K Spiral Wire Hose—MegaTuff® Cover

Extremely High Pressure

(Meets Flame Resistance Acceptance Designation "MSHA 2G")
For Biodegradable Hydraulic Fluids

MegaTuff® hose lasts up to 300 times longer than standard hose during hose-to-hose and hose-to-metal abrasion tests per ISO 6945.

Recommended For: Extremely high-pressure, high-impulse applications. Exceeds all performance requirements for SAE 100R12, EN 856 R12 and ISO 3862 Type R12. Compatible with biodegradable hydraulic fluids like polyolester, polyglycol and vegetable oil as well as standard petroleum-based fluids. Available in 121' through 200' continuous lengths.

Tube: Black, oil resistant, synthetic rubber (Nitrile - Type C). See Hose Stock Characteristics.

Reinforcement: Four alternating layers of spiraled, high-tensile steel wire.

Cover: Black, oil, abrasion and weather resistant MegaTuff® cover with synthetic rubber (Neoprene - Type A) base, with color coded layline. Also available in Standard cover. See Hose Stock Characteristics.

Temperature Range: -40°F to +250°F (-40°C to +121°C). For water emulsions see Temperature Limits Table.

Coupling Recommendation (See Crimp Data Manual 35019 or E-crimp):
GlobalSpiral™ Couplings (Section E)
Stainless Steel "S" Couplings (Section H)



Description	Product No.						Weight (Lbs.)
6EFG4K-MTFXCTN	4651-1610	3/8	0.80	4,000	16,000	2.5	.49
8EFG4K-MTFXCTN	4651-1607	1/2	0.94	4,000	16,000	3.5	.60
10EFG4K-MTFXCTN	4651-1404	5/8	1.09	4,000	16,000	4.0	.83
12EFG4K-MTFXCTN	4651-1405	3/4	1.21	4,000	16,000	4.7	.88
12EFG4K-MTFXLL	4651-1388	3/4	1.21	4,000	16,000	4.7	.88
16EFG4K-MTFXCTN	4651-1406	1	1.50	4,000	16,000	6.0	1.27
16EFG4K-MTFXLL	4651-1389	1	1.50	4,000	16,000	6.0	1.30
20EFG4K-MTFXCTN	4651-1602	1 1/4	1.85	4,000	16,000	8.2	2.15
20EFG4K-MTFXLL	4651-1638	1 1/4	1.85	4,000	16,000	8.2	.97



(Meets Flame Resistance Acceptance Designation “MSHA 2G”)
For Biodegradable Hydraulic Fluids

Recommended For: Extremely high-pressure, high-impulse applications. Exceeds all performance requirements for SAE 100R12, EN 856 R12, performance requirements of EN 856 4SP, and ISO 3862 Type R12. Compatible with biodegradable hydraulic fluids like polyolester, polyglycol and vegetable oil as well as standard petroleum-based fluids. Available in 121' through 200' continuous lengths.

Tube: Black, oil resistant, synthetic rubber (Nitrile - Type C). See Hose Stock Characteristics.

Reinforcement: Four alternating layers of spiraled, high-tensile steel wire.

Cover: Black, oil resistant, synthetic rubber (Neoprene - Type A), with color coded layline. Also available with unique abrasion resistant MegaTuff® cover. See Hose Stock Characteristics.

Temperature Range: -40°F to +250°F (-40°C to +121°C). For water emulsions see Temperature Limits Table.

Coupling Recommendation (See Crimp Data Manual 35019 or E-crimp):

- GSP Couplings (-24 and -32) (Section E)
- GlobalSpiral™ Couplings (-6 through -20) (Section E)
- Stainless Steel “S” Couplings (Section H)



Description	Product No.	⌀	Ø	⊙	⊙	⊙ ^R	Weight (Lbs.)
20EFG3KXCTN	4651-1381	1 1/4	1.85	3,000	12,000	8.2	1.97
20EFG3KXLL	4651-1384	1 1/4	1.85	3,000	12,000	8.2	1.90
24EFG3KXCTN	4651-1451	1 1/2	2.11	3,000	12,000	10.0	2.25
24EFG3KXLL	4651-2207	1 1/2	2.11	3,000	12,000	10.0	2.10
32EFG3K X 50INC	4651-2209	2	2.63	3,000	12,000	25.0	3.00
32EFG3KXCTN	4651-1452	2	2.63	3,000	12,000	25.0	3.09
32EFG3KXLL	4651-2210	2	2.63	3,000	12,000	25.0	2.97





EFG3K Spiral Wire Hose—MegaTuff® Cover

Extremely High Pressure

(Meets Flame Resistance Acceptance Designation “MSHA 2G”) For Biodegradable Hydraulic Fluids

MegaTuff® hose lasts up to 300 times longer than standard hose during hose-to-hose and hose-to-metal abrasion tests per ISO 6945.

Recommended For: Extremely high-pressure, high-impulse applications. Exceeds all performance requirements for SAE 100R12, EN 856 R12, performance requirements of EN 856 4SP, and ISO 3862 Type R12. Compatible with biodegradable hydraulic fluids like polyolester, polyglycol and vegetable oil as well as standard petroleum-based fluids. Available in 121' through 200' continuous lengths.

Tube: Black, oil resistant, synthetic rubber (Nitrile - Type C). See Hose Stock Characteristics.

Reinforcement: Four alternating layers of spiraled, high-tensile steel wire.

Cover: Black, oil, abrasion and weather resistant MegaTuff® cover with synthetic rubber (Neoprene - Type A) base, with color coded layline. Also available in Standard cover. See Hose Stock Characteristics.

Temperature Range: -40°F to +250°F (-40°C to +121°C). For water emulsions see Temperature Limits Table.

Coupling Recommendation (See Crimp Data Manual 35019 or E-crimp):

- GSP Couplings (-24 and -32) (Section E)
- GlobalSpiral™ Couplings (-6 through -20) (Section E)
- Stainless Steel “S” and “B” Couplings (Section H)



Description	Product No.	⌀	⌀	⌀	⌀	⌀ ^{R+}	Weight (Lbs.)
20EFG3K-MTFXCTN	4651-1425	1 1/4	2.11	3,000	12,000	8.2	2.00
20EFG3K-MTFXLL	4651-1427	1 1/4	2.11	3,000	12,000	8.2	1.90
24EFG3K-MTFXCTN	4651-2201	1 1/2	2.11	3,000	12,000	10.0	2.41
24EFG3K-MTFXLL	4651-2202	1 1/2	2.11	3,000	12,000	10.0	2.24
32EFG3K-MTFXCTN	4651-2205	1 1/2	2.63	3,000	12,000	25.0	2.99
32EFG3K-MTFXLL	4651-2206	1 1/2	2.63	3,000	12,000	25.0	2.96

Hot Oiler 2-Wire Braid Hose

High Pressure

Recommended For: Static pressure, hot oiler applications. Designed specifically to handle the transfer of hot oil at 275°F continuous, 300°F intermittent to clear the paraffin around the casing to help start the flow of oil to the surface.

Tube: Black, oil resistant, synthetic rubber (Nitrile - Type C). See Hose Stock Characteristics.


Reinforcement: Two braids of high-tensile steel wire.

Cover: Black, oil and abrasion resistant, synthetic rubber (Hypalon® - Type M).

Temperature Range: -40°F to +300°F (-40°C to +149°C).

Coupling Recommendation (See Crimp Data Manual 35019 or E-crimp):

- Field Attachable Type T Couplings (Section O)
- GSP Couplings (Section E)



Description	Product No.	⌀	⌀	⌀	⌀	⌀ ^{R+}	Weight (Lbs.)
24HOXCTN	4657-0063	1 1/2	2.15	2,300	6,900	20.0	1.60

† Hypalon® is a Registered Trademark of DuPont.



High Pressure

M-XP™ Million Impulse Xtra Performance Wire Braid Hose

(Meets Flame Resistance Acceptance Designation "MSHA 2G")

Recommended For: High-pressure, high impulse life hydraulic applications. Provides tighter than standard minimum bend radius and greater flexibility for easier plumbing.


Tube: Black, oil resistant, synthetic rubber (Nitrile - Type C). See Hose Stock Characteristics.






Reinforcement: Two braids of high-tensile steel wire.

Cover: Black, oil, abrasion and weather resistant, synthetic rubber (Modified Nitrile - Type C2), with color coded layline. See Hose Stock Characteristics.

Temperature Range: -40°F to +212°F (-40°C to +100°C). For water emulsions see Temperature Limits Table.

Coupling Recommendation (See Crimp Data Manual 35019 or E-crimp):
MegaCrimp® Couplings (Section G)



Description	Product No.						Weight (Lbs.)
4M-XPXREEL	4657-4216	1/4	0.51	4,000	16,000	2.0	.20
6M-XPXREEL	4657-4217	3/8	0.61	4,000	16,000	2.5	.30
8M-XPXREEL	4657-4218	1/2	0.82	4,000	16,000	3.5	.36
10M-XPXREEL	4657-4219	5/8	0.96	4,000	16,000	4.0	.51
12M-XPXREEL	4657-4220	3/4	1.17	4,000	16,000	4.7	.69

High Pressure

Global M6K Mega6000™ Hose

(Meets Flame Resistance Acceptance Designation "MSHA 2G")

Recommended For: High-pressure hydraulic applications. Provides tighter than standard minimum bend radius and greater flexibility for easier plumbing.


Tube: Black, oil resistant, synthetic rubber (Nitrile - Type C). See Hose Stock Characteristics.

Reinforcement: Two braids of high-tensile steel wire.

Cover: Black, oil, abrasion and weather resistant, synthetic rubber (Modified Nitrile - Type C2), with color coded layline. See Hose Stock Characteristics.

Temperature Range: -40°F to +212°F (-40°C to +100°C). For water emulsions see Temperature Limits Table.

Coupling Recommendation (See Crimp Data Manual 35019 or E-crimp):
MegaCrimp® Couplings (Section G)
Stainless Steel "B" Couplings (Section H)



Description	Product No.						Weight (Lbs.)
4M6KXREEL	4657-2697	1/4	0.58	6,000	24,000	2.0	.26



Powering Progress.

gates.com/hydraulics

A31



Global M5K Mega5000™ Hose

High Pressure

(Meets Flame Resistance Acceptance Designation “MSHA 2G”)

Recommended For: High-pressure hydraulic applications. Provides tighter than standard minimum bend radius and greater flexibility for easier plumbing.

Tube: Black, oil resistant, synthetic rubber (Nitrile - Type C). See Hose Stock Characteristics.

Reinforcement: Two braids of high-tensile steel wire.

Cover: Black, oil, abrasion and weather resistant, synthetic rubber (Modified Nitrile - Type C2), with color coded layline. Also available with unique abrasion resistant MegaTuff® or XtraTuff™ cover. See Hose Stock Characteristics.

Temperature Range: -40°F to +212°F (-40°C to +100°C). For water emulsions see Temperature Limits Table.

Coupling Recommendation (See Crimp Data Manual 35019 or E-crimp):

- GlobalSpiral™ Couplings (Section E)
- MegaCrimp® Couplings (Section G)
- Stainless Steel “B” Couplings (Section H)



Description	Product No.	⊖	⊕	⊙	⊙	⊙ _R	Weight (Lbs.)
4M5KXREEL	4657-1100	1/4	0.55	5,000	20,000	2.0	.21
5M5KXREEL	4657-8006	5/16	0.61	5,000	20,000	2.2	.25
6M5KXREEL	4657-2695	3/8	0.70	5,000	20,000	2.5	.30
8M5KXREEL	4657-2650	1/2	0.86	5,000	20,000	3.5	.47

Global M5K Mega5000™ Hose—MegaTuff® Cover

High Pressure

(Meets Flame Resistance Acceptance Designation “MSHA 2G”)

Recommended For: High-pressure hydraulic applications. Provides tighter than standard minimum bend radius and greater flexibility for easier plumbing.

Tube: Black, oil resistant, synthetic rubber (Nitrile - Type C). See Hose Stock Characteristics.

Reinforcement: Two braids of high-tensile steel wire.

Cover: Black, oil, abrasion and weather resistant MegaTuff® cover with synthetic rubber (Neoprene - Type A) base, with color coded layline. Also available in Standard or XtraTuff™ cover. See Hose Stock Characteristics.

Temperature Range: -40°F to +212°F (-40°C to +100°C). For water emulsions see Temperature Limits Table.

Coupling Recommendation (See Crimp Data Manual 35019 or E-crimp):

- GlobalSpiral™ Couplings (Section E)
- MegaCrimp® Couplings (Section G)
- Stainless Steel “B” Couplings (Section H)



Description	Product No.	⊖	⊕	⊙	⊙	⊙ _R	Weight (Lbs.)
4M5K-MTFXREEL	4657-8011	1/4	0.55	5,000	20,000	2.0	.23
5M5K-MTFXREEL	4657-8012	5/16	0.61	5,000	20,000	2.2	.24
6M5K-MTFXREEL	4657-8013	3/8	0.70	5,000	20,000	2.5	.30
8M5K-MTFXREEL	4657-8014	1/2	0.86	5,000	20,000	3.5	.54



(Meets Flame Resistance Acceptance Designation “MSHA 2G”)

Recommended For: High-pressure hydraulic applications. Provides tighter than standard minimum bend radius and greater flexibility for easier plumbing.

Tube: Black, oil resistant, synthetic rubber (Nitrile - Type C). See Hose Stock Characteristics.

Reinforcement: Two braids of high-tensile steel wire.

Cover: Black, oil, abrasion and weather resistant, synthetic rubber (Modified Nitrile - Type C2), with color coded layline. Also available in Standard or MegaTuff® cover. See Hose Stock Characteristics.

Temperature Range: -40°F to +212°F (-40°C to +100°C). For water emulsions see Temperature Limits Table.

Coupling Recommendation (See Crimp Data Manual 35019 or E-crimp):

GlobalSpiral™ Couplings (Section E)

MegaCrimp® Couplings (Section G)

Stainless Steel “B” Couplings (Section H)



Description	Product No.	⊖	⊕	⌚	⌚	R ₂	Weight (Lbs.)
4M5K-XTFXREEL	4657-8007	1/4	0.55	5,000	20,000	2.0	.21
5M5K-XTFXREEL	4657-8008	5/16	0.61	5,000	20,000	2.2	.24
6M5K-XTFXREEL	4657-8009	3/8	0.70	5,000	20,000	2.5	.29
8M5K-XTFXREEL	4657-8010	1/2	0.86	5,000	20,000	3.5	.46

(Meets Flame Resistance Acceptance Designation “MSHA 2G”, and ISO11237 R19)

Recommended For: High-pressure hydraulic applications. Exceeds SAE 100R19 and ISO11237 R19. Allows for tighter minimum bend radius, increased working pressure and improved impulse cycles than industry standards. Provides greater performance, flexibility, easier routing and plumbing of mobile and stationary hydraulic platforms.

Tube: Black, oil resistant, synthetic rubber (Nitrile - Type C). See Hose Stock Characteristics.

Reinforcement: Two braids of high-tensile steel wire.

Cover: Black, oil, abrasion and weather resistant, synthetic rubber (Modified Nitrile - Type C2), with color coded layline. Also available with unique abrasion resistant MegaTuff® or XtraTuff™ cover. See Hose Stock Characteristics.


Temperature Range: -40°F to +212°F (-40°C to +100°C). For water emulsions see Temperature Limits Table.

Coupling Recommendation (See Crimp Data Manual 35019 or E-crimp):

GlobalSpiral™ Couplings (Section E)

MegaCrimp® Couplings (Section G)

Stainless Steel “S” and “B” Couplings (Section H)



Description	Product No.	⊖	⊕	⌚	⌚	R ₂	Weight (Lbs.)
4M4KXBALE	4657-5779	1/4	0.55	4,000	16,000	1.5	.22
4M4KXREEL	4657-1467	1/4	0.55	4,000	16,000	1.5	.22
5M4KXREEL	4657-8015	5/16	0.61	4,000	16,000	1.8	.25
6M4KXBALE	4657-5775	3/8	0.70	4,000	16,000	2.0	.31
6M4KXREEL	4657-1458	3/8	0.70	4,000	16,000	2.0	.31
8M4KXBALE	4657-5776	1/2	0.82	4,000	16,000	2.8	.47
8M4KXREEL	4657-1459	1/2	0.82	4,000	16,000	2.8	.47
10M4KXBALE	4657-5777	5/8	0.99	4,000	16,000	3.0	.53
10M4KXREEL	4657-1460	5/8	0.99	4,000	16,000	3.0	.53
12M4KXBALE	4657-5778	3/4	1.17	4,000	16,000	3.8	.68
12M4KXREEL	4657-1461	3/4	1.17	4,000	16,000	3.8	.67
16M4KXREEL	4657-4051	1	1.52	4,000	16,000	4.5	1.21





Global M4K Mega4000™ Hose—MegaTuff® Cover

High Pressure

(Meets Flame Resistance Acceptance Designation “MSHA 2G”, and ISO11237 R19)

MegaTuff® hose lasts up to 300 times longer than standard hose during hose-to-hose and hose-to-metal abrasion tests per ISO 6945.

Recommended For: High-pressure hydraulic applications. Exceeds SAE 100R19 and ISO11237 R19. Allows for tighter minimum bend radius, increased working pressure and improved impulse cycles than industry standards. Provides greater performance, flexibility, easier routing and plumbing of mobile and stationary hydraulic platforms.

Tube: Black, oil resistant, synthetic rubber (Nitrile - Type C). See Hose Stock Characteristics.

Reinforcement: Two braids of high-tensile steel wire.

Cover: Black, oil, abrasion and weather resistant MegaTuff® cover with synthetic rubber (Neoprene - Type A) base, with color coded layline. Also available in Standard or XtraTuff™ cover. See Hose Stock Characteristics.

Temperature Range: -40°F to +212°F (-40°C to +100°C). For water emulsions see Temperature Limits Table.

Coupling Recommendation (See Crimp Data Manual 35019 or E-crimp):

- GlobalSpiral™ Couplings (Section E)
- MegaCrimp® Couplings (Section G)
- Stainless Steel “S” and “B” Couplings (Section H)



Description	Product No.	⊖	⊕	⌚	⌚	⌚ _R	Weight (Lbs.)
4M4K-MTFXREEL	4657-1477	1/4	0.55	4,000	16,000	1.5	.22
5M4K-MTFXREEL	4657-8017	5/16	0.61	4,000	16,000	1.8	.23
6M4K-MTFXREEL	4657-1479	3/8	0.70	4,000	16,000	2.0	.31
8M4K-MTFXBALE	4657-5016	1/2	0.82	4,000	16,000	2.8	.47
8M4K-MTFXREEL	4657-1480	1/2	0.82	4,000	16,000	2.8	.47
10M4K-MTFXREEL	4657-1481	5/8	0.99	4,000	16,000	3.0	.54
12M4K-MTFXREEL	4657-1482	3/4	1.17	4,000	16,000	3.8	.68
16M4K-MTFXREEL	4657-4053	1	1.52	4,000	16,000	4.5	1.21

Global M4K Mega4000™ Hose—XtraTuff™ Cover

High Pressure

(Meets Flame Resistance Acceptance Designation “MSHA 2G”, and ISO11237 R19)

XtraTuff™ hose lasts up to 25 times longer than standard hose during hose-to-hose and hose-to-metal abrasion tests per ISO 6945.

Recommended For: High-pressure hydraulic applications. Exceeds SAE 100R19 and ISO11237 R19. Allows for tighter minimum bend radius, increased working pressure and improved impulse cycles than industry standards. Provides greater performance, flexibility, easier routing and plumbing of mobile and stationary hydraulic platforms.

Tube: Black, oil resistant, synthetic rubber (Nitrile - Type C). See Hose Stock Characteristics.

Reinforcement: Two braids of high-tensile steel wire.

Cover: Black, oil, abrasion and weather resistant, synthetic rubber (Modified Nitrile - Type C2), with color coded layline. Also available in Standard or MegaTuff® cover. See Hose Stock Characteristics.

Temperature Range: -40°F to +212°F (-40°C to +100°C). For water emulsions see Temperature Limits Table.

Coupling Recommendation (See Crimp Data Manual 35019 or E-crimp):

- GlobalSpiral™ Couplings (Section E)
- MegaCrimp® Couplings (Section G)
- Stainless Steel “S” and “B” Couplings (Section H)



Description	Product No.	⊖	⊕	⌚	⌚	⌚ _R	Weight (Lbs.)
4M4K-XTFXREEL	4657-2281	1/4	0.55	4,000	16,000	1.5	.22
5M4K-XTFXREEL	4657-8016	5/16	0.61	4,000	16,000	1.8	.25
6M4K-XTFXREEL	4657-2283	3/8	0.70	4,000	16,000	2.0	.31
8M4K-XTFXREEL	4657-2284	1/2	0.82	4,000	16,000	2.8	.37
10M4K-XTFXREEL	4657-2285	5/8	0.99	4,000	16,000	3.0	.54
12M4K-XTFXREEL	4657-2286	3/4	1.17	4,000	16,000	3.8	.68
16M4K-XTFXREEL	4657-4052	1	1.52	4,000	16,000	4.5	1.18



(Meets Flame Resistance Acceptance Designation “MSHA 2G”, and ISO11237 R19)

Recommended For: High-pressure hydraulic applications. Exceeds SAE 100R19 and ISO11237 R19. Allows for tighter minimum bend radius, increased working pressure and improved impulse cycles than industry standards. Provides greater performance, flexibility, easier routing and plumbing of mobile and stationary hydraulic platforms.

Tube: Black, oil resistant, synthetic rubber (Nitrile - Type C). See Hose Stock Characteristics.


Reinforcement: Two braids of high-tensile steel wire.

Cover: Black, oil, abrasion and weather resistant, thin synthetic rubber (Neoprene - CR), with color coded layline. Flame resistance - MSHA 2G.

Temperature Range: -40°F to +250°F (-40°C to +121°C). For water emulsions see Temperature Limits Table.

Coupling Recommendation (See Crimp Data Manual 35019 or E-crimp):

GlobalSpiral™ Couplings (Section E)
MegaCrimp® Couplings (Section G)
Stainless Steel “S” and “B” Couplings (Section H)



Description	Product No.	⊖	⊕	⊙	⊙	⊙ _R	Weight (Lbs.)
4M4KHREEL	4657-2381	1/4	0.55	4,000	16,000	2.0	.22
6M4KHREEL	4657-2383	3/8	0.70	4,000	16,000	2.5	.31
8M4KHREEL	4657-2384	1/2	0.82	4,000	16,000	3.5	.38
10M4KHREEL	4657-2385	5/8	0.99	4,000	16,000	4.0	.55
12M4KHREEL	4657-2386	3/4	1.17	4,000	16,000	4.7	.73

(Meets Flame Resistance Acceptance Designation “MSHA 2G”, and ISO11237 R19)

MegaTuff® hose lasts up to 300 times longer than standard hose during hose-to-hose and hose-to-metal abrasion tests per ISO 6945.

Recommended For: High-pressure hydraulic applications. Exceeds SAE 100R19 and ISO11237 R19. Allows for tighter minimum bend radius, increased working pressure and improved impulse cycles than industry standards. Provides greater performance, flexibility, easier routing and plumbing of mobile and stationary hydraulic platforms.

Tube: Black, oil resistant, synthetic rubber (Nitrile - Type C). See Hose Stock Characteristics.

Reinforcement: Two braids of high-tensile steel wire.

Cover: Black, oil, abrasion and weather resistant MegaTuff® cover with synthetic rubber (Neoprene - Type A) base, with color coded layline. Flame resistance - MSHA 2G.

Temperature Range: -40°F to +250°F (-40°C to +121°C). For water emulsions see Temperature Limits Table.

Coupling Recommendation (See Crimp Data Manual 35019 or E-crimp):

GlobalSpiral™ Couplings (Section E)
MegaCrimp® Couplings (Section G)
Stainless Steel “S” and “B” Couplings (Section H)



Description	Product No.	⊖	⊕	⊙	⊙	⊙ _R	Weight (Lbs.)
4M4KH-MTFXREEL	4657-2157	1/4	0.55	4,000	16,000	2.0	.22
6M4KH-MTFXREEL	4657-2159	3/8	0.70	4,000	16,000	2.5	.31
8M4KH-MTFXREEL	4657-2160	1/2	0.82	4,000	16,000	3.5	.37
10M4KH-MTFXREEL	4657-2161	5/8	0.99	4,000	16,000	4.0	.54
12M4KH-MTFXREEL	4657-2396	3/4	1.17	4,000	16,000	4.7	.75





Global M3K Mega3000® Hose—SAE 100R17

High Pressure

(Meets Flame Resistance Acceptance Designation “MSHA 2G”, and ISO11237 R17)

Recommended For: High-pressure hydraulic oil lines. Exceeds SAE 100R17 and ISO11237 R17 working pressure, minimum bend radius requirements and performance requirements of EN 857 1SC. M3K hose has smaller exterior dimensions and significantly tighter bend radius than other SAE 100R1 and 100R2 hose.

Tube: Black, oil resistant, synthetic rubber (Nitrile - Type C). See Hose Stock Characteristics.

Reinforcement: Braided, high-tensile steel wire. -4, -5, -6 and -8 sizes are one braid; -10, -12 and -16 sizes are two braid.

Cover: Black, oil, abrasion and weather resistant, synthetic rubber (Modified Nitrile - Type C2), with color coded layline. Also available with unique abrasion resistant MegaTuff® or XtraTuff™ cover. See Hose Stock Characteristics.

Temperature Range: -40°F to +212°F (-40°C to +100°C). For water emulsions see Temperature Limits Table.

Coupling Recommendation (See Crimp Data Manual 35019 or E-crimp):

- GlobalSpiral™ Couplings (Section E)
- MegaCrimp® Couplings (Section G)
- Power Crimp® Couplings (-3 only) (Section I)
- Stainless Steel “B” Couplings (Section H)



Description	Product No.	⊖	⊕	⊙	⊙	⊙ _{R17}	Weight (Lbs.)
3M3KXREEL	4657-8068	3/16	0.43	3,250	13,000	1.3	.10
4M3KXBALE	4657-5743	1/4	0.48	3,250	13,000	1.5	.12
4M3KXLG REEL	4657-1176	1/4	0.48	3,250	13,000	1.5	.12
4M3KXREEL	4657-1157	1/4	0.48	3,250	13,000	1.5	.12
5M3KXREEL	4657-2216	5/16	0.60	3,250	13,000	1.8	.19
6M3KXBALE	4657-5744	3/8	0.63	3,250	13,000	2.0	.20
6M3KXLG REEL	4657-1177	3/8	0.63	3,250	13,000	2.0	.20
6M3KXREEL	4657-1158	3/8	0.63	3,250	13,000	2.0	.20
8M3KXBALE	4657-5745	1/2	0.80	3,250	13,000	2.8	.30
8M3KXLG REEL	4657-1178	1/2	0.80	3,250	13,000	2.8	.28
8M3KXREEL	4657-1159	1/2	0.80	3,250	13,000	2.8	.28
10M3KXBALE	4657-5746	5/8	0.99	3,250	13,000	3.0	.54
10M3KXLG REEL	4657-0233	5/8	0.99	3,250	13,000	3.0	.54
10M3KXREEL	4657-1173	5/8	0.99	3,250	13,000	3.0	.54
12M3KXBALE	4657-5747	3/4	1.15	3,250	13,000	3.8	.66
12M3KXREEL	4657-0679	3/4	1.15	3,250	13,000	3.8	.66
16M3KXBALE	4657-5748	1	1.48	3,250	13,000	4.5	1.04
16M3KXREEL	4657-1163	1	1.48	3,250	13,000	4.5	1.04



(Meets Flame Resistance Acceptance Designation “MSHA 2G”, and ISO11237 R17)

MegaTuff® hose lasts up to 300 times longer than standard hose during hose-to-hose and hose-to-metal abrasion tests per ISO 6945.

Recommended For: High-pressure hydraulic oil lines. Exceeds SAE 100R17 and ISO11237 R17 working pressure, minimum bend radius requirements and performance requirements of EN 857 1SC. M3K hose has smaller exterior dimensions and significantly tighter bend radius than other SAE 100R1 and 100R2 hose.

Tube: Black, oil resistant, synthetic rubber (Nitrile - Type C). See Hose Stock Characteristics.

Reinforcement: Braided, high-tensile steel wire. -4, -5, -6 and -8 sizes are one braid; -10, -12 and -16 sizes are two braid.

Cover: Black, oil, abrasion and weather resistant MegaTuff® cover with synthetic rubber (Neoprene - Type A) base, with color coded layline. Also available in Standard or XtraTuff™ cover. See Hose Stock Characteristics.

Temperature Range: -40°F to +212°F (-40°C to +100°C). For water emulsions see Temperature Limits Table.

Coupling Recommendation (See Crimp Data Manual 35019 or E-crimp):

- GlobalSpiral™ Couplings (Section E)
- MegaCrimp® Couplings (Section G)
- Power Crimp® Couplings (-3 only) (Section I)
- Stainless Steel “B” Couplings (Section H)



Description	Product No.	⊖	⊕	⊙	⊙	⊙	Weight (Lbs.)
4M3K-MTFXBALE	4657-5769	1/4	0.48	3,250	13,000	1.5	.12
4M3K-MTFXLG REEL	4657-1180	1/4	0.48	3,250	13,000	1.5	.12
4M3K-MTFXREEL	4657-1181	1/4	0.48	3,250	13,000	1.5	.12
6M3K-MTFXBALE	4657-5770	3/8	0.63	3,250	13,000	2.0	.21
6M3K-MTFXLG REEL	4657-1192	3/8	0.63	3,250	13,000	2.0	.21
6M3K-MTFXREEL	4657-1182	3/8	0.63	3,250	13,000	2.0	.21
8M3K-MTFXBALE	4657-5771	1/2	0.80	3,250	13,000	2.8	.30
8M3K-MTFXLG REEL	4657-1193	1/2	0.80	3,250	13,000	2.8	.30
8M3K-MTFXREEL	4657-1183	1/2	0.80	3,250	13,000	2.8	.30
10M3K-MTFXBALE	4657-5772	5/8	0.99	3,250	13,000	3.0	.54
10M3K-MTFXREEL	4657-1184	5/8	0.99	3,250	13,000	3.0	.54
12M3K-MTFXREEL	4657-1185	3/4	1.15	3,250	13,000	3.8	.67
16M3K-MTFXBALE	4657-5774	1	1.48	3,250	13,000	4.8	1.06
16M3K-MTFXREEL	4657-1186	1	1.48	3,250	13,000	4.8	1.06





Global M3K Mega3000® Hose—XtraTuff™ Cover

High Pressure

(Meets Flame Resistance Acceptance Designation “MSHA 2G”, and ISO11237 R17)

XtraTuff™ hose lasts up to 25 times longer than standard hose during hose-to-hose and hose-to-metal abrasion tests per ISO 6945.

Recommended For: High-pressure hydraulic oil lines. Exceeds SAE 100R17 and ISO11237 R17 working pressure, minimum bend radius requirements and performance requirements of EN 857 1SC. M3K hose has smaller exterior dimensions and significantly tighter bend radius than other SAE 100R1 and 100R2 hose.

Tube: Black, oil resistant, synthetic rubber (Nitrile - Type C). See Hose Stock Characteristics.


Reinforcement: Braided, high-tensile steel wire. -4, -5, -6 and -8 sizes are one braid; -10, -12 and -16 sizes are two braid.

Cover: Black, oil, abrasion and weather resistant, synthetic rubber (Modified Nitrile - Type C2), with color coded layline. Also available in Standard or MegaTuff® cover. See Hose Stock Characteristics.

Temperature Range: -40°F to +212°F (-40°C to +100°C). For water emulsions see Temperature Limits Table.

Coupling Recommendation (See Crimp Data Manual 35019 or E-crimp):

- GlobalSpiral™ Couplings (Section E)
- MegaCrimp® Couplings (Section G)
- Power Crimp® Couplings (-3 only) (Section I)
- Stainless Steel “B” Couplings (Section H)



Description	Product No.	⊖	⊕	⊙	⊙	⊙	Weight (Lbs.)
3M3K-XTFXREEL	4657-8069	3/16	0.43	3,250	13,000	1.3	.11
4M3K-XTFXBALE	4657-2434	1/4	0.48	3,250	13,000	1.5	.13
4M3K-XTFXREEL	4657-1097	1/4	0.48	3,250	13,000	1.5	.13
5M3K-XTFXBALE	4657-2628	5/16	0.60	3,250	13,000	1.8	.19
5M3K-XTFXREEL	4657-2300	5/16	0.60	3,250	13,000	1.8	.19
6M3K-XTFXBALE	4657-2627	3/8	0.63	3,250	13,000	2.0	.20
6M3K-XTFXREEL	4657-1098	3/8	0.63	3,250	13,000	2.0	.20
8M3K-XTFXBALE	4657-1099	1/2	0.80	3,250	13,000	2.8	.30
8M3K-XTFXREEL	4657-2248	1/2	0.80	3,250	13,000	2.8	.30
10M3K-XTFXREEL	4657-2249	5/8	0.99	3,250	13,000	3.0	.54
12M3K-XTFXREEL	4657-2250	3/4	1.15	3,250	13,000	3.8	.64
16M3K-XTFXREEL	4657-2307	1	1.48	3,250	13,000	4.5	1.04



(Meets Flame Resistance Acceptance Designation “MSHA 2G”, and ISO11237 R17)

Recommended For: High-pressure hydraulic oil lines. Exceeds SAE 100R17 and ISO11237 R17 requirements and performance requirements of EN 857 1SC. M3KH hose has smaller exterior dimensions and significantly tighter bend radius than other SAE 100R1 and 100R2 hose.

Tube: Black, oil resistant, synthetic rubber (Nitrile - Type C). See Hose Stock Characteristics.

Reinforcement: One braid of high-tensile steel wire.

Cover: Black, oil, abrasion and weather resistant, synthetic rubber (Neoprene CR), with color coded layline. See Hose Stock Characteristics.

Temperature Range: -40°F to +250°F (-40°C to +121°C). For water emulsions see Temperature Limits Table.

Coupling Recommendation (See Crimp Data Manual 35019 or E-crimp):

GlobalSpiral™ Couplings (Section E)
MegaCrimp® Couplings (Section G)
Stainless Steel “B” Couplings (Section H)



Description	Product No.	⊖	⊕	⊙	⊙	R ₂	Weight (Lbs.)
4M3KHREEL	4657-2664	1/4	0.48	3,250	13,000	2.0	.13
5M3KHREEL	4657-4055	5/16	0.60	3,250	13,000	2.2	.19
6M3KHREEL	4657-2696	3/8	0.65	3,250	13,000	2.5	.21
8M3KHREEL	4657-1360	1/2	0.80	3,250	13,000	3.5	.31
10M3KHREEL	4657-1361	5/8	0.99	3,250	13,000	4.0	.55
12M3KHREEL	4657-1362	3/4	1.15	3,250	13,000	4.8	.65
16M3KHREEL	4657-1363	1	1.48	3,250	13,000	6.0	.94

(Meets Flame Resistance Acceptance Designation “MSHA 2G”, and ISO11237 R17)

MegaTuff® hose lasts up to 300 times longer than standard hose during hose-to-hose and hose-to-metal abrasion tests per ISO 6945.

Recommended For: High-pressure hydraulic oil lines. Exceeds SAE 100R17 and ISO11237 R17 working pressure, minimum bend radius requirements and performance requirements of EN 857 1SC. M3KH hose has smaller exterior dimensions and significantly tighter bend radius than other SAE 100R1 and 100R2 hose.

Tube: Black, oil resistant, synthetic rubber (Nitrile - Type C). See Hose Stock Characteristics.

Reinforcement: One braid of high-tensile steel wire.

Cover: Black, oil, abrasion and weather resistant MegaTuff® cover with synthetic rubber (Neoprene - Type A) base, with color coded layline. Also available in Standard cover. See Hose Stock Characteristics.

Temperature Range: -40°F to +250°F (-40°C to +121°C). For water emulsions see Temperature Limits Table.

Coupling Recommendation (See Crimp Data Manual 35019 or E-crimp):

GlobalSpiral™ Couplings (Section E)
MegaCrimp® Couplings (Section G)
Stainless Steel “B” Couplings (Section H)



Description	Product No.	⊖	⊕	⊙	⊙	R ₂	Weight (Lbs.)
4M3KH-MTFXREEL	4657-2321	1/4	0.48	3,250	13,000	2.0	.13
6M3KH-MTFXREEL	4657-2323	3/8	0.63	3,250	13,000	2.5	.21
8M3KH-MTFXREEL	4657-2324	1/2	0.80	3,250	13,000	3.5	.27
10M3KH-MTFXREEL	4657-2325	5/8	0.99	3,250	13,000	4.0	.51
12M3KH-MTFXREEL	4657-2326	3/4	1.15	3,250	13,000	4.8	.63
16M3KH-MTFXREEL	4657-2327	1	1.48	3,250	13,000	6.0	1.04



**M2T® MegaFlex® 2-Wire Braid Hose—SAE 100R16**

High Pressure

(Meets Flame Resistance Acceptance Designation “MSHA 2G”, and ISO11237 2SC R16)

Recommended For: High-pressure hydraulic oil lines. Exceeds SAE 100R16 and ISO11237 2SC R16 requirements and performance requirements of EN 857 2SC. M2T hose has smaller exterior dimensions and significantly tighter bend radius.

Tube: Black, oil resistant, synthetic rubber (Nitrile - Type C). See Hose Stock Characteristics.

Reinforcement: Two braids of high-tensile steel wire.






Cover: Black, oil, abrasion and weather resistant, synthetic rubber (Modified Nitrile - Type C2), with color coded layline. Also available with unique abrasion resistant MegaTuff® or XtraTuff™ cover. See Hose Stock Characteristics.

Temperature Range: -40°F to +212°F (-40°C to +100°C). For water emulsions see Temperature Limits Table.

Coupling Recommendation (See Crimp Data Manual 35019 or E-crimp):

GlobalSpiral™ Couplings (Section E)
MegaCrimp® Couplings (Section G)
Stainless Steel “B” Couplings (Section H)



Description	Product No.						Weight (Lbs.)
4M2TXBALE	4657-5728	1/4	0.56	6,000	24,000	1.5	.22
4M2TXREEL	4657-1552	1/4	0.56	6,000	24,000	1.5	.21
6M2TXBALE	4657-5729	3/8	0.69	5,000	20,000	2.0	.31
6M2TXLRG REEL	4657-1492	3/8	0.70	5,000	20,000	2.0	.30
6M2TXREEL	4657-1555	3/8	0.70	5,000	20,000	2.0	.30
8M2TXBALE	4657-5730	1/2	0.82	4,300	17,200	2.8	.37
8M2TXLRG REEL	4657-1493	1/2	0.82	4,300	17,200	2.8	.37
8M2TXREEL	4657-1559	1/2	0.82	4,300	17,200	2.8	.35
10M2TXBALE	4657-5577	5/8	0.95	3,800	15,200	3.0	.45
10M2TXREEL	4657-1563	5/8	0.95	3,800	15,200	3.0	.44
12M2TXBALE	4657-5732	3/4	1.11	3,500	14,000	3.8	.54
12M2TXREEL	4657-1567	3/4	1.11	3,500	14,000	3.8	.54
16M2TXREEL	4657-1571	1	1.39	2,500	10,000	4.5	.73



(Meets Flame Resistance Acceptance Designation “MSHA 2G”, and ISO11237 2SC R16)

MegaTuff® hose lasts up to 300 times longer than standard hose during hose-to-hose and hose-to-metal abrasion tests per ISO 6945.

Recommended For: High-pressure hydraulic oil lines. Exceeds SAE 100R16 and ISO11237 2SC R16 working pressure, minimum bend radius requirements and performance requirements of EN 857 2SC. M2T hose has smaller exterior dimensions and significantly tighter bend radius.

Tube: Black, oil resistant, synthetic rubber (Nitrile - Type C). See Hose Stock Characteristics.

Reinforcement: Two braids of high-tensile steel wire.






Cover: Black, oil, abrasion and weather resistant MegaTuff® cover with synthetic rubber (Neoprene - Type A) base, with color coded layline. Also available in Standard or XtraTuff™ cover. See Hose Stock Characteristics.

Temperature Range: -40°F to +212°F (-40°C to +100°C). For water emulsions see Temperature Limits Table.

Coupling Recommendation (See Crimp Data Manual 35019 or E-crimp):

- GlobalSpiral™ Couplings (Section E)
- MegaCrimp® Couplings (Section G)
- Stainless Steel “B” Couplings (Section H)



Description	Product No.						Weight (Lbs.)
4M2T-MTFXBALE	4657-5764	1/4	0.56	6,000	24,000	1.5	.22
4M2T-MTFXREEL	4657-0222	1/4	0.56	6,000	24,000	1.5	.22
6M2T-MTFXBALE	4657-5765	3/8	0.70	5,000	20,000	2.0	.31
6M2T-MTFXREEL	4657-0223	3/8	0.70	5,000	20,000	2.0	.31
8M2T-MTFXBALE	4657-5766	1/2	0.82	4,300	17,200	2.8	.38
8M2T-MTFXREEL	4657-0224	1/2	0.82	4,300	17,200	2.8	.38
10M2T-MTFXREEL	4657-0225	5/8	0.95	3,800	15,200	3.0	.46
12M2T-MTFXREEL	4657-0226	3/4	1.11	3,500	14,000	3.8	.55
16M2T-MTFXREEL	4657-0227	1	1.39	2,500	10,000	4.5	.75





M2T® MegaFlex® 2-Wire Braid Hose—XtraTuff™

High Pressure

(Meets Flame Resistance Acceptance Designation “MSHA 2G”, and ISO11237 2SC R16)

XtraTuff™ hose lasts up to 25 times longer than standard hose during hose-to-hose and hose-to-metal abrasion tests per ISO 6945.

Recommended For: High-pressure hydraulic oil lines. Exceeds SAE 100R16 and ISO11237 2SC R16 working pressure, minimum bend radius requirements and performance requirements of EN 857 2SC. M2T hose has smaller exterior dimensions and significantly tighter bend radius.

Tube: Black, oil resistant, synthetic rubber (Nitrile - Type C). See Hose Stock Characteristics.

Reinforcement: Two braids of high-tensile steel wire.

Cover: Black, oil, abrasion and weather resistant, synthetic rubber (Modified Nitrile - Type C2), with color coded layline. Also available in Standard or MegaTuff® cover. See Hose Stock Characteristics.

Temperature Range: -40°F to +212°F (-40°C to +100°C). For water emulsions see Temperature Limits Table.

Coupling Recommendation (See Crimp Data Manual 35019 or E-crimp):

- GlobalSpiral™ Couplings (Section E)
- MegaCrimp® Couplings (Section G)
- Stainless Steel “B” Couplings (Section H)



Description	Product No.	⌀	IO	⊙	⊙	⊙	Weight (Lbs.)
4M2T-XTFXREEL	4657-4138	1/4	0.56	6,000	24,000	1.5	.21
6M2T-XTFXREEL	4657-4302	3/8	0.70	5,000	20,000	2.0	.31
8M2T-XTFXREEL	4657-4304	1/2	0.82	4,300	17,200	2.8	.36
10M2T-XTFXREEL	4657-4307	5/8	0.95	3,800	15,200	3.0	.46
12M2T-XTFXREEL	4657-4310	3/4	1.11	3,500	14,000	3.8	.57
16M2T-XTFXREEL	4657-4313	1	1.39	2,500	10,000	4.5	.77

CM2T MegaFlex® Connected Twin-Line 2-Wire Braid—SAE 100R16

High Pressure

(Meets Flame Resistance Acceptance Designation “MSHA 2G”)

Recommended For: High-pressure hydraulic oil lines joined together for easier plumbing and routing. Meets SAE 100R16 requirements. CM2T hose has smaller exterior dimensions and significantly tighter bend radius. Exceeds performance standards of EN 857 2SC and ISO/DIS 1436.

Tube: Black, oil resistant, synthetic rubber (Nitrile - Type C). See Hose Stock Characteristics.

Reinforcement: Two braids of high-tensile steel wire.

Cover: Black, oil, abrasion and weather resistant, synthetic rubber (Modified Nitrile - Type C2), with color coded layline. See Hose Stock Characteristics.

Temperature Range: -40°F to +212°F (-40°C to +100°C). For water emulsions see Temperature Limits Table.

Coupling Recommendation (See Crimp Data Manual 35019 or E-crimp):

- MegaCrimp® Couplings (Section G)



Description	Product No.	⌀	IO	⊙	⊙	⊙	Weight (Lbs.)
6CM2TDL-XTFXCTN	4657-4974	3/8	0.70	4,800	19,200	3.5	.58
8CM2TDL-XTFXCTN	4657-4975	1/2	0.82	4,000	16,000	5.0	.72



(Meets Flame Resistance Acceptance Designation “MSHA 2G”)

Recommended For: High-pressure hydraulic oil lines. Meets or exceeds the requirements of SAE 100R2, ISO1436 2SN R2 and EN 853 2SN.

Tube: Black, oil resistant, synthetic rubber (Nitrile - Type C). See Hose Stock Characteristics.

Reinforcement: Two braids of high-tensile steel wire.

Cover: Black, oil and abrasion resistant, thin synthetic rubber (Modified Nitrile - Type C2). See Hose Stock Characteristics.

Temperature Range: -40°F to +212°F (-40°C to +100°C). For water emulsions see Temperature Limits Table.

Coupling Recommendation (See Crimp Data Manual 35019 or E-crimp):

- Field Attachable Type T Couplings (Section O)
- GSP Couplings (-24 and -32) (Section E)
- GlobalSpiral™ Couplings (Section E)
- MegaCrimp® Couplings (except -24 and -32) (Section G)
- Stainless Steel “B” Couplings (Section H)



Description	Product No.	⊖	⊕	⊙	⊙	⊙	Weight (Lbs.)
3G2XREEL	4657-2182	3/16	0.52	6,025	24,100	3.5	.21
4G2XBALE	4657-5708	1/4	0.59	5,800	23,200	4.0	.27
4G2XREEL	4657-0125	1/4	0.59	5,800	23,200	4.0	.27
6G2XBALE	4657-5709	3/8	0.74	4,800	19,200	5.0	.36
6G2XREEL	4657-0126	3/8	0.74	4,800	19,200	5.0	.34
8G2XBALE	4657-5710	1/2	0.86	4,000	16,000	7.0	.45
8G2XREEL	4657-0127	1/2	0.86	4,000	16,000	7.0	.44
10G2XBALE	4657-5711	5/8	0.99	3,625	14,500	8.0	.54
10G2XREEL	4657-0132	5/8	0.99	3,625	14,500	8.0	.54
12G2XBALE	4657-5712	3/4	1.15	3,100	12,400	9.5	.63
12G2XREEL	4657-0128	3/4	1.15	3,100	12,400	9.5	.63
16G2XBALE	4657-1094	1	1.48	2,400	9,600	12.0	.96
16G2XREEL	4657-0129	1	1.48	2,400	9,600	12.0	.96
20G2XCTN	4657-0644	1 1/4	1.86	1,825	7,300	16.5	1.50
24G2XCTN	4657-2491	1 1/2	2.11	1,300	5,200	20.0	1.77
32G2XCTN	4657-2492	2	2.62	1,175	4,700	25.0	2.25



G2XH 2-Wire Braid Extreme Heat Hose—SAE 100R2

High Pressure

(Meets Flame Resistance Acceptance Designation "MSHA 2G")

Recommended For: High-pressure hydraulic applications where pressure or temperature requirements exceed SAE 100R2, ISO1436 2SN R2 and EN 853 2SN or where resistance to either petroleum-base or phosphate ester fluids is required. Meets SAE J1942 requirements.

Tube: Black, oil and chemical resistant, synthetic rubber (CPE).


Reinforcement: Two braids of high-tensile steel wire.

Cover: Blue, oil and abrasion resistant, thin synthetic rubber Hypalon®. Flame resistance - U.S. MSHA 2G.

Temperature Range: Petroleum-base fluids: -40°F to +300°F (-40°C to +149°C). Phosphate esters fluids as recommended by the fluid manufacturer, but within a range of -40°F to +212°F. For water emulsions: Max. +225°F Pressure lines, Max +180°F Return lines.

Coupling Recommendation (See Crimp Data Manual 35019 or E-crimp):

- GlobalSpiral™ Couplings (Section E)
- MegaCrimp® Couplings (Section G)



Description	Product No.	⊖	⊕	⊙	⊚	⊛	Weight (Lbs.)
4G2XHXREEL	4657-2541	1/4	0.59	6,000	24,000	4.0	.30
6G2XHXREEL	4657-2542	3/8	0.74	5,000	20,000	5.0	.39
8G2XHXREEL	4657-2543	1/2	0.86	4,250	17,000	7.0	.47
10G2XHXREEL	4657-2544	5/8	0.99	3,625	14,500	8.0	.56
12G2XHXREEL	4657-2545	3/4	1.15	3,100	12,400	9.5	.68
16G2XHXREEL	4657-2546	1	1.48	2,500	10,000	12.0	1.02
20G2XHXCTN	4657-4005	1 1/4	1.86	2,250	9,000	16.5	1.51

† Hypalon® is a Registered Trademark of DuPont.

Global G2H High-Temp 2-Wire Braid Hose

High Pressure

(Meets Flame Resistance Acceptance Designation "MSHA 2G")

Recommended For: High-pressure hydraulic oil lines. Meets or exceeds the requirements of SAE 100R2, ISO1436 2SN R2 and EN 853 2SN.

Tube: Black, oil resistant, synthetic rubber (Nitrile - Type C). See Hose Stock Characteristics.

Reinforcement: Two braids of high-tensile steel wire.

Cover: Black, oil resistant, synthetic rubber (Hypalon® - Type M). Also available with unique abrasion resistant MegaTuff® cover. See Hose Stock Characteristics.

Temperature Range: -40°F to +275°F (-40°C to +135°C) constant and +300°F (+149°C) intermittent (up to 10% of operating time). For water emulsions see Temperature Limits Table.

Coupling Recommendation (See Crimp Data Manual 35019 or E-crimp):

- Field Attachable Type T Couplings (Section O)
- GSP Couplings (-24 and -32) (Section E)
- MegaCrimp® Couplings (-20) (Section G)



Description	Product No.	⊖	⊕	⊙	⊚	⊛	Weight (Lbs.)
20G2HXCTN	4657-0930	1 1/4	1.86	1,650	6,500	16.5	1.52
24G2HXCTN	4657-0931	1 1/2	2.11	1,300	5,200	20.0	1.80
32G2HXCTN	4657-0932	2	2.62	1,175	4,700	25.0	2.29

† Hypalon® is a Registered Trademark of DuPont.



High Pressure

Global G2H High-Temp—MegaTuff® Cover

(Meets Flame Resistance Acceptance Designation “MSHA 2G”)

MegaTuff® hose lasts up to 300 times longer than standard hose during hose-to-hose and hose-to-metal abrasion tests per ISO 6945.

Recommended For: High-pressure hydraulic oil lines. Meets or exceeds the requirements of SAE 100R2, ISO1436 2SN R2 and EN 853 2SN.

Tube: Black, oil resistant, synthetic rubber (Nitrile - Type C). See Hose Stock Characteristics.

Reinforcement: Two braids of high-tensile steel wire.

Cover: Black, oil and abrasion resistant, synthetic rubber and MegaTuff® cover. Also available in Standard cover. See Hose Stock Characteristics.

Temperature Range: -40°F to +275°F (-40°C to +135°C) constant and +300°F (+149°C) intermittent (up to 10% of operating time). For water emulsions see Temperature Limits Table.

Coupling Recommendation (See Crimp Data Manual 35019 or E-crimp):

Field Attachable Type T Couplings (Section O)

GSP Couplings (-24 and -32) (Section E)

MegaCrimp® Couplings (-20) (Section G)



Description	Product No.	⊖	⊕	⊙	⊙	⊙	Weight (Lbs.)
20G2H-MTFXCTN	4657-2573	1 1/4	1.87	1,650	6,500	16.5	1.52
24G2H-MTFXCTN	4657-2151	1 1/2	2.15	1,300	5,200	20.0	1.41
32G2H-MTFXCTN	4657-2152	2	2.65	1,175	4,700	25.0	1.79

High Pressure

Global G2L PolarFlex® Hose—SAE 100R2 Type AT

(Meets Flame Resistance Acceptance Designation “MSHA 2G”)

Recommended For: High-pressure hydraulic oil lines. Meets or exceeds the requirements of SAE 100R2, ISO1436 2SN R2 and EN 853 2SN. Qualified to Mil-DTL-13531 Type II Class B.

Tube: Black, oil resistant, synthetic rubber (Nitrile - Type C). See Hose Stock Characteristics.

Reinforcement: Two braids of high-tensile steel wire.

Cover: Black, oil and abrasion resistant, thin synthetic rubber (Neoprene - Type A). See Hose Stock Characteristics.

Temperature Range: -70°F to +212°F (-57°C to +100°C). For water emulsions see Temperature Limits Table.

Coupling Recommendation (See Crimp Data Manual 35019 or E-crimp):

Field Attachable Type T Couplings (Section O)

GSP Couplings (-24 and -32) (Section E)

MegaCrimp® Couplings (except -24 and -32) (Section G)



Description	Product No.	⊖	⊕	⊙	⊙	⊙	Weight (Lbs.)
4G2LXREEL	4657-2202	1/4	0.59	5,800	23,200	4.0	.26
6G2LXREEL	4657-2203	3/8	0.74	4,800	19,200	5.0	.38
8G2LXREEL	4657-2204	1/2	0.86	4,000	16,000	7.0	.46
10G2LXREEL	4657-2205	5/8	0.99	3,625	14,500	8.0	.55
12G2LXREEL	4657-2206	3/4	1.15	3,100	12,400	9.5	.65
16G2LXREEL	4657-2207	1	1.48	2,400	9,600	12.0	.98
20G2LXCTN	4657-2208	1 1/4	1.84	1,825	7,300	16.5	1.53
24G2LXCTN	4657-2315	1 1/2	2.12	1,300	5,200	20.0	.90
32G2LXCTN	4657-2316	2	2.62	1,175	4,700	25.0	2.15



Powering Progress.

gates.com/hydraulics

A45



J2AT 2-Wire Braid Jack Hose—10,000 Static Pressure Only

High Pressure

(Meets Flame Resistance Acceptance Designation "MSHA 2G")

Recommended For: Hydraulic jack applications. Meets Material Handling Institute specification IJ 100 for hydraulic hose and assemblies used with jacking systems. 10,000 Static Pressure Only

Tube: Black, oil resistant, synthetic rubber (Nitrile - Type C). See Hose Stock Characteristics.

Reinforcement: Two braids of high-tensile steel wire.

Cover: Black, oil and abrasion resistant, synthetic rubber (Modified Nitrile - Type C2). Also available with unique abrasion resistant MegaTuff® cover. See Hose Stock Characteristics.

Temperature Range: -40°F to +120°F (-40°C to +49°C).

Coupling Recommendation (See Crimp Data Manual 35019 or E-crimp):

Use MegaCrimp® Male Pipe Long Nose Couplings on jack end of assembly for engagement. (Section G)



Description	Product No.						Weight (Lbs.)
4J2ATXREEL	4657-1400	1/4	0.59	10,000	20,000	4.0	.27
6J2ATXREEL	4657-1404	3/8	0.74	10,000	20,000	5.0	.38

J2AT 2-Wire Braid Jack Hose—MegaTuff® Cover—10,000 Static Pressure Only

High Pressure

(Meets Flame Resistance Acceptance Designation "MSHA 2G")

MegaTuff® hose lasts up to 300 times longer than standard hose during hose-to-hose and hose-to-metal abrasion tests per ISO 6945.

Recommended For: Hydraulic jack applications. Meets Material Handling Institute specification IJ 100 for hydraulic hose and assemblies used with jacking systems. 10,000 Static Pressure Only

Tube: Black, oil resistant, synthetic rubber (Nitrile - Type C). See Hose Stock Characteristics.

Reinforcement: Two braids of high-tensile steel wire.

Cover: Black, oil and abrasion resistant, synthetic rubber and MegaTuff® cover. Also available in Standard cover. See Hose Stock Characteristics.

Temperature Range: -40°F to +120°F (-40°C to +49°C).

Coupling Recommendation (See Crimp Data Manual 35019 or E-crimp):

Use MegaCrimp® Male Pipe Long Nose Couplings on jack end of assembly for engagement. (Section G)



Description	Product No.						Weight (Lbs.)
4J2AT-MTFXREEL	4657-1188	1/4	0.59	10,000	20,000	4.0	.27
6J2AT-MTFXREEL	4657-1189	3/8	0.74	10,000	20,000	5.0	.39



(Meets Flame Resistance Acceptance Designation “MSHA 2G”)

Recommended For: Medium pressure hydraulic lines. Meets or exceeds the requirements of SAE 100R1, ISO 1436 1SNR1 and EN 853 1SN.

Tube: Black, oil resistant, synthetic rubber (Nitrile - Type C). See Hose Stock Characteristics.

Reinforcement: One braid of high-tensile steel wire.

Cover: Black, oil and abrasion resistant, synthetic rubber (Modified Nitrile - Type C2). See Hose Stock Characteristics.

Temperature Range: -40°F to +212°F (-40°C to +100°C). For water emulsions see Temperature Limits Table.

Coupling Recommendation (See Crimp Data Manual 35019 or E-crimp):

Field Attachable Type T Couplings (Section O)

GSP Couplings (-3 only) (Section E)

MegaCrimp® Couplings (except -3, -24 and -32) (Section G)

Stainless Steel “B” Couplings (Section H)



Description	Product No.	⊖	⊕	⊙	⊙	⊙ ^R	Weight (Lbs.)
3G1XBALE	4657-5700	3/16	0.47	3,625	14,500	3.0	.13
3G1XREEL	4657-0599	3/16	0.47	3,625	14,500	3.0	.13
4G1XBALE	4657-5717	1/4	0.53	3,275	13,100	4.0	.16
4G1XREEL	4657-0120	1/4	0.53	3,275	13,100	4.0	.16
5G1XREEL	4657-0116	5/16	0.60	3,125	12,500	4.5	.18
6G1XBALE	4657-5703	3/8	0.68	2,600	10,400	5.0	.24
6G1XREEL	4657-0121	3/8	0.68	2,600	10,400	5.0	.23
8G1XBALE	4657-5704	1/2	0.80	2,325	9,300	7.0	.29
8G1XLG REEL	4657-2645	1/2	0.80	2,325	9,300	7.0	.29
8G1XREEL	4657-0122	1/2	0.80	2,325	9,300	7.0	.29
10G1XBALE	4657-5705	5/8	0.93	1,900	7,600	8.0	.34
10G1XREEL	4657-0115	5/8	0.93	1,900	7,600	8.0	.33
12G1XBALE	4657-5706	3/4	1.09	1,525	6,100	9.0	.43
12G1XREEL	4657-0123	3/4	1.09	1,525	6,100	9.0	.42
16G1XBALE	4657-5707	1	1.40	1,275	5,100	12.0	.62
16G1XREEL	4657-0124	1	1.40	1,275	5,100	12.0	.62
20G1XBALE	4657-5702	1 1/4	1.71	925	3,700	16.0	.92
20G1XCTN	4657-0646	1 1/4	1.71	925	3,700	16.0	.92
24G1XCTN	4657-2489	1 1/2	1.96	725	2,900	20.0	1.04
32G1XCTN	4657-2490	2	2.51	600	2,400	25.0	1.48





G1H 1-Wire Braid Hose—High-Temp—SAE 100R1 Type AT

Medium Pressure

(Meets Flame Resistance Acceptance Designation “MSHA 2G”)

Recommended For: Medium pressure hydraulic oil lines. Meets or exceeds requirements of SAE 100R1 Type AT.

Tube: Black, oil resistant, synthetic rubber (Nitrile - Type C). See Hose Stock Characteristics.

Reinforcement: One braid of high-tensile steel wire.

Cover: Black, oil and abrasion resistant, synthetic rubber (Hypalon® - Type M).

Temperature Range: -40°F to +275°F (-40°C to +135°C) constant and +300°F (+149°C) intermittent (up to 10% of operating time). For water emulsions see Temperature Limits Table.

Coupling Recommendation (See Crimp Data Manual 35019 or E-crimp):

- GSP Couplings (-24 and -32) (Section E)
- MegaCrimp® Couplings (except -24 and -32) (Section G)
- Stainless Steel “B” Couplings (-24 and -32 only) (Section H)



Description	Product No.	⊖	⊘	⊙	⊙	⊙ _R	Weight (Lbs.)
4G1HXREEL	4657-2175	1/4	0.53	2,750	11,000	4.0	.16
6G1HXREEL	4657-2176	3/8	0.69	2,250	9,000	5.0	.25
8G1HXREEL	4657-2177	1/2	0.80	2,000	8,000	7.0	.30
10G1HXREEL	4657-2178	5/8	0.94	1,500	6,000	8.0	.36
12G1HXBALE	4657-2536	3/4	1.10	1,250	5,000	9.5	.44
12G1HXREEL	4657-2179	3/4	1.10	1,250	5,000	9.5	.44
16G1HXREEL	4657-2180	1	1.41	1,000	4,000	12.0	.65
20G1HXCTN	4657-0940	1 1/4	1.71	925	3,700	16.0	.93
24G1HXCTN	4657-0934	1 1/2	1.96	725	2,900	20.0	1.06
32G1HXCTN	4657-0935	2	2.51	600	2,400	25.0	1.50

† Hypalon® is a Registered Trademark of DuPont.

RFS Red Fire Suppressant Hose

Medium Pressure

(Meets Flame Resistance Acceptance Designation “MSHA 2G”)

Recommended For: Low-pressure powder fire suppressant applications in mining, forestry and fire fighting equipment. The red cover is for easy visual identification in these applications. Meets performance requirements of SAE 100R1.

Tube: Black, oil resistant, synthetic rubber (Nitrile - Type C). See Hose Stock Characteristics.


Reinforcement: One braid of high-tensile steel wire.

Cover: Red, oil and abrasion resistant (Modified Nitrile - Type C2).

Temperature Range: -40°F to +212°F (-40°C to +100°C). For water emulsions see Temperature Limits Table.

Coupling Recommendation (See Crimp Data Manual 35019 or E-crimp):

- MegaCrimp® Couplings (Section G)
- Power Crimp® Couplings (-3 only) (Section I)



Description	Product No.	⊖	⊘	⊙	⊙	⊙ _R	Weight (Lbs.)
3RFSXREEL	4657-2145	3/16	0.45	3,000	12,000	3.0	.13
4RFSXREEL	4657-3314	1/4	0.53	2,750	11,000	4.0	.17
6RFSXREEL	4657-3313	3/8	0.68	2,250	9,000	5.0	.25
8RFSXREEL	4657-3315	1/2	0.80	2,000	8,000	7.0	.30
12RFSXREEL	4657-3316	3/4	1.09	1,250	5,000	9.5	.45
16RFSXREEL	4657-2155	1	1.41	1,000	4,000	12.0	.64



Recommended For: Multi-purpose high-pressure, high-temperature, air compressor lines, petroleum-base or phosphate ester hydraulic fluid supply lines. Meets the requirements of SAE J1405 performance specifications for high-temperature transmission and lubricating oil systems using petroleum base oils. Meets or exceeds the requirements of SAE 100R2 and SAE 100R2 Type S.

Tube: Black, oil resistant, synthetic rubber (CPE - Type J). See Hose Stock Characteristics.

Reinforcement: Two braids of high-tensile steel wire.

Cover: Blue, oil and abrasion resistant, polyester braid.

Temperature Range: -40°F to +300°F (-40°C to +149°C).

Coupling Recommendation (See Crimp Data Manual 35019 or E-crimp):

- GSP Couplings (-24 and -32) (Section E)
- MegaCrimp® Couplings (-20 only) (Section G)



Description	Product No.	⊖	⊕	⊙	⊙	⊙	Weight (Lbs.)
20ACP MEGATECHIIIXCTN	4657-8018	1 1/4	1.89	2,250	9,000	15.0	1.58
24ACP MEGATECHIIIXCTN	4657-2484	1 1/2	2.13	1,500	6,000	20.0	1.74
32ACP MEGATECHIIIXCTN	4657-2485	2	2.61	1,300	5,200	25.0	2.18

MegaTech® 3000 High-Temp Oil/Air Return

Recommended For: For pressurized hot oil return lines and rotary oil lines. Meets the requirements of SAE J1405 performance specifications for high-temperature transmission and lubricating oil systems using petroleum base oils.

Tube: True-bore GTS (Gates Technical Spec.) black tube specifically compounded for temperature and chemical resistance (CPE - Type J).

Reinforcement: Two braids of high-tensile steel wire.

Cover: Oil and mildew resistant, textile braid, impregnated with synthetic rubber.

Temperature Range: Petroleum-base fluids: -40°F to +300°F (-40°C to +149°C). Phosphate esters fluids as recommended by the fluid manufacturer, but within a range of -40°F to +212°F (-40°C to +100°C). For water emulsions see Temperature Limits Table.

Coupling Recommendation (See Crimp Data Manual 35019 or E-crimp):

- MegaCrimp® Couplings (Section G)



Description	Product No.	⊖	⊕	⊙	⊙	⊙	Weight (Lbs.)
4MEGATECH 3000XREEL	4657-2373	1/4	0.59	3,000	12,000	2.0	.25
6MEGATECH 3000XREEL	4657-2374	3/8	0.74	3,000	12,000	2.5	.35
8MEGATECH 3000XREEL	4657-2319	1/2	0.86	3,000	12,000	3.5	.37





MegaTech® 1000 High-Temp Oil/Air Return

Fleet Application

Recommended For: Air brake, pressurized hot oil return lines and rotary oil/air compressor lines. Meets the requirements of DOT FMVSS 106-74, SAE J1402, for Air Brake Hose (-4, 6, 8, 10), and SAE J1405 performance specifications for high-temperature transmission and lubricating oil systems using petroleum base oils. Not recommended for gasoline or diesel fuel applications.

Tube: GTS (Gates Technical Spec.) black tube specifically compounded for temperature and chemical resistance (CPE - Type J). See Hose Stock Characteristics.

Reinforcement: One braid of high-tensile steel wire.

Cover: Oil and mildew resistant, textile braid, impregnated with synthetic rubber.

Temperature Range: Petroleum-base fluids: -40°F to +300°F (-40°C to +149°C). Phosphate esters fluids as recommended by the fluid manufacturer, but within a range of -40°F to +212°F (-40°C to +100°C). For water emulsions see Temperature Limits Table.

Coupling Recommendation (See Crimp Data Manual 35019 or E-crimp):
MegaCrimp® Couplings (Section G)



Description	Product No.	⊖	⊕	⊙	⊙	⊙	Weight (Lbs.)
4MEGATECH 1000XREEL	4657-2332	1/4	0.52	1,000	4,000	2.0	.11
6MEGATECH 1000XREEL	4657-2297	3/8	0.66	1,000	4,000	2.5	.20
8MEGATECH 1000XREEL	4657-2334	1/2	0.80	1,000	4,000	3.5	.24
10MEGATECH 1000XREEL	4657-2335	5/8	0.93	1,000	4,000	4.0	.33
12MEGATECH 1000XREEL	4657-2336	3/4	1.15	1,000	4,000	4.7	.40
16MEGATECH 1000XREEL	4657-2337	1	1.37	1,000	4,000	6.0	.52
20MEGATECH 1000XCTN	4657-2338	1 1/4	1.64	1,000	4,000	8.5	.83

NOTE: Federal law requires registration with the Department of Transportation for anyone producing air brake hose assemblies with swaged or crimped fittings. See Engineering and Technical Data Section for compliance.

MegaTech® 500 High-Temp Oil/Air Return

Fleet Application

Recommended For: For air brake hose, pressurized hot oil return lines and rotary oil/air compressor lines. Meets the requirements of SAE J1405 performance specifications for high-temperature transmission and lubricating oil systems using petroleum base oils. Not recommended for gasoline or diesel fuel applications.

Tube: GTS (Gates Technical Spec.) black tube specifically compounded for temperature and chemical resistance (CPE - Type J). See Hose Stock Characteristics.

Reinforcement: One braid of high-tensile steel wire.

Cover: Oil and mildew resistant, textile braid, impregnated with synthetic rubber.

Temperature Range: Petroleum-base fluids: -40°F to +300°F (-40°C to +149°C). Phosphate esters fluids as recommended by the fluid manufacturer, but within a range of -40°F to +212°F (-40°C to +100°C). For water emulsions see Temperature Limits Table.

Coupling Recommendation (See Crimp Data Manual 35019 or E-crimp):
GL Couplings (Section J)
GSP Couplings (-24 and -32) (Section E)



Description	Product No.	⊖	⊕	⊙	⊙	⊙	Weight (Lbs.)
24MEGATECH 500XCTN	4657-0204	1 1/2	1.95	500	2,000	15.0	1.00
32MEGATECH 500XCTN	4657-0205	2	2.48	500	2,000	18.0	1.38
40MEGATECH 500XCTN	4657-0206	2 1/2	2.97	500	2,000	22.0	1.47
48MEGATECH 500XCTN	4657-0207	3	3.50	500	2,000	24.0	1.84



MegaTech® 250 High-Temp Transmission Oil Cooler (TOC) Hose

Recommended For: High-temperature (300°F) transmission oil cooler lines, pressurized hot oil return lines and turbocharger oil supplies. Meets or exceeds SAE J1405 performance specifications for high-temperature transmission and lubricating oil systems using petroleum base oils. Not recommended for gasoline or diesel fuel applications.

Tube: GTS (Gates Technical Spec.) black tube specifically compounded for temperature and chemical resistance (CPE - Type J). See Hose Stock Characteristics.

Reinforcement: One braid of high-tensile steel wire.

Cover: Oil and mildew resistant, textile braid, impregnated with synthetic rubber.

Temperature Range: Petroleum-base fluids: -40°F to +300°F (-40°C to +149°C). Phosphate esters fluids as recommended by the fluid manufacturer, but within a range of -40°F to +212°F (-40°C to +100°C). For water emulsions see Temperature Limits Table.

Coupling Recommendation (See Crimp Data Manual 35019 or E-crimp):

GLP Couplings (-4 through -12) (Section J)
MegaCrimp® Couplings (Section G)



Description	Product No.							Weight (Lbs.)
4MEGATECH 250XREEL	4657-2339	1/4	0.52	250	1,000	1.0		.09
6MEGATECH 250XREEL	4657-2340	3/8	0.64	250	1,000	1.8		.13
8MEGATECH 250XREEL	4657-2341	1/2	0.78	250	1,000	2.5		.17
10MEGATECH 250XREEL	4657-2342	5/8	0.93	250	1,000	3.0		.24
12MEGATECH 250XREEL	4657-2343	3/4	1.06	250	1,000	3.5		.28
16MEGATECH 250XREEL	4657-2344	1	1.36	250	1,000	4.0		.44
20MEGATECH 250XCTN	4657-2345	1 1/4	1.65	250	1,000	4.5		.56

MegaTech® G5TB Extreme Heat Oil/Air Return

Recommended For: For pressurized hot oil return lines and rotary oil lines. Meets the requirements of SAE J1405 performance specifications for high-temperature transmission and lubricating oil systems using petroleum base oils.

Tube: True-bore GTS (Gates Technical Spec.) black tube specifically compounded for temperature and chemical resistance (CPE - Type J).

Reinforcement: Two braids of high-tensile steel wire.

Cover: Blue, oil and mildew resistant textile braid, impregnated with synthetic rubber.

Temperature Range: Petroleum-base fluids: -40°F to +300°F (-40°C to +149°C). Phosphate esters fluids as recommended by the fluid manufacturer, but within a range of -40°F to +212°F (-40°C to +100°C). For water emulsions see Temperature Limits Table.

Coupling Recommendation (See Crimp Data Manual 35019 or E-crimp):

GL Couplings (-24 and -32 only) (Section J)
MegaCrimp® Couplings (Section G)



Description	Product No.							Weight (Lbs.)
4MEGATECH G5TBXREEL	4657-2183	1/4	0.59	3,000	12,000	2.0		.24
6MEGATECH G5TBXREEL	4657-2184	3/8	0.74	3,000	12,000	2.5		.35
8MEGATECH G5TBXREEL	4657-2185	1/2	0.86	3,000	12,000	3.5		.37
10MEGATECH G5TBXREEL	4657-2186	5/8	0.95	2,000	8,000	4.0		.39
12MEGATECH G5TBXREEL	4657-2187	3/4	1.10	2,000	8,000	4.7		.59
16MEGATECH G5TBXREEL	4657-2188	1	1.37	1,000	4,000	6.0		.52
20MEGATECH G5TBXCTN	4657-2189	1 1/4	1.67	1,000	4,000	8.5		.95
24MEGATECH G5TBXCTN	4657-2190	1 1/2	1.95	500	2,000	9.5		1.11
32MEGATECH G5TBXCTN	4657-2191	2	2.53	500	2,000	10.5		1.61





M500 Wire Braid Hose

Low Pressure

(Meets Flame Resistance Acceptance Designation "MSHA 2G")

Recommended For: Pilot lines, grease lines and pressure return lines, 500 psi or less pressure applications.

Tube: Black, oil resistant, synthetic rubber (NBR).

Reinforcement: One braid of high-tensile steel wire.


Cover: Black, oil and abrasion resistant, synthetic rubber, flame resistance. Also available with unique abrasion resistant XtraTuff™ cover. See Hose Stock Characteristics.

Temperature Range: -40°F to +212°F (-40°C to +100°C).

Coupling Recommendation (See Crimp Data Manual 35019 or E-crimp):

GLP Couplings (Section J)

MegaCrimp® Couplings (Section G)



Description	Product No.	⊖	∅	⌚	⌚	⌚	Weight (Lbs.)
4M500XREEL	4657-8027	1/4	0.48	500	2,000	2.0	.12
6M500XREEL	4657-8028	3/8	0.63	500	2,000	2.5	.19
8M500XREEL	4657-8029	1/2	0.76	500	2,000	3.5	.26
10M500XREEL	4657-8030	5/8	0.93	500	2,000	4.0	.34
12M500XREEL	4657-8031	3/4	1.09	500	2,000	4.7	.46
16M500XREEL	4657-8032	1	1.40	500	2,000	6.0	.63

M500 XtraTuff™ Wire Braid Hose

Low Pressure

(Meets Flame Resistance Acceptance Designation "MSHA 2G")

Recommended For: Pilot lines, grease lines and pressure return lines, 500 psi or less pressure applications.

Tube: Black, oil resistant, synthetic rubber (NBR).

Reinforcement: One braid of high-tensile steel wire.

Cover: Black, oil and abrasion resistant, synthetic rubber, flame resistance. Also available in Standard cover. See Hose Stock Characteristics.

Temperature Range: -40°F to +212°F (-40°C to +100°C).

Coupling Recommendation (See Crimp Data Manual 35019 or E-crimp):

GLP Couplings (Section J)

MegaCrimp® Couplings (Section G)



Description	Product No.	⊖	∅	⌚	⌚	⌚	Weight (Lbs.)
4M500-XTFXREEL	4657-8033	1/4	0.48	500	2,000	2.0	.11
6M500XTFXREEL	4657-8034	3/8	0.63	500	2,000	2.5	.18
8M500-XTFXREEL	4657-8035	1/2	0.76	500	2,000	3.5	.26
10M500-XTFXREEL	4657-8036	5/8	0.93	500	2,000	4.0	.35
12M500XTFXREEL	4657-8037	3/4	1.09	500	2,000	4.7	.45
16M500-XTFXREEL	4657-8038	1	1.40	500	2,000	6.0	.64



TR500 High-Temp/Air Brake/Engine Hose

Recommended For: Air brake hose, high temperature pressurized oil return lines and rotary oil/air compressor lines, engine and transmission coolant lines and lube oil lines. Meets or exceeds DOT FMVSS 106-74, SAE J1402 for air brake hose (4, 6, 8, 10). Not recommended for gasoline or diesel fuel applications.

Tube: Black (Nitrile - Type C). See Hose Stock Characteristics.

Reinforcement: One braid of high-tensile steel wire.


Cover: Oil and mildew resistant, textile braid, impregnated with synthetic rubber.

Temperature Range: -40°F to +250°F (-40°C to +121°C). For water emulsions see Temperature Limits Table.

Coupling Recommendation (See Crimp Data Manual 35019 or E-crimp):

GLP Couplings (Section J)

MegaCrimp® Couplings (Section G)



Description	Product No.	⊖	⊕	⊙	⊙	⊙	Weight (Lbs.)
4TR500XREEL	4657-2228	1/4	0.51	500	2,000	1.0	.12
6TR500XREEL	4657-2520	3/8	0.66	500	2,000	1.8	.19
8TR500XREEL	4657-2521	1/2	0.80	500	2,000	2.3	.23
10TR500XREEL	4657-2229	5/8	0.93	500	2,000	2.8	.29
12TR500XREEL	4657-2230	3/4	1.04	500	2,000	3.5	.34
16TR500XREEL	4657-2231	1	1.30	500	2,000	4.5	.45

NOTE: Federal law requires registration with the Department of Transportation for anyone producing air brake hose assemblies with swaged or crimped fittings. See Engineering and Technical Data Section for compliance.

Medium Pressure

G3H High-Temp 2-Fiber Braid Hose—SAE 100R3

Recommended For: Hydraulic oil lines, anti-freeze solutions or water. Meets or exceeds requirements of SAE 100R3.

Tube: Black, synthetic rubber (Nitrile - Type C). See Hose Stock Characteristics.

Reinforcement: Two fiber braids.

Cover: Black, oil and abrasion resistant, synthetic rubber (Neoprene - Type A). See Hose Stock Characteristics.

Temperature Range: For hydraulic oil lines -40°F to +275°F (-40°C to +135°C) constant and +300°F (+149°C) intermittent (up to 10% of operating time). For water emulsions see Temperature Limits Table.

Coupling Recommendation (See Crimp Data Manual 35019 or E-crimp):

MegaCrimp® Couplings (-4, -6, -8, -10) (Section G)



Description	Product No.	⊖	⊕	⊙	⊙	⊙	⊙	Weight (Lbs.)
4G3HXCTN	3319-0088	1/4	0.56	1,250	5,000	3.0	28	.13
5G3HXCTN	3319-4287	5/16	0.66	1,200	4,800	3.5	28	.24
6G3HXCTN	3319-0087	3/8	0.75	1,125	4,500	4.0	28	.22
8G3HXCTN	3319-0090	1/2	0.94	1,000	4,000	5.0	28	.32
10G3HXCTN	3319-4288	5/8	1.10	900	3,600	5.5	28	.38
12G3HXCTN	3319-0091	3/4	1.25	750	3,000	6.0	28	.48
16G3HXCTN	3319-0092	1	1.50	565	2,260	8.0	20	.62
20G3HXCTN	3319-0071	1 1/4	1.75	375	1,500	10.0	15	.74
24G3HXCTN	3319-4289	1 1/2	1.94	300	1,200	12.0	10	.88



Powering Progress.

gates.com/hydraulics

A53



GTH High-Temp 1-Fiber Braid Hose—SAE 100R6

Low Pressure

Recommended For: Hydraulic oil lines, heavy-duty transmission oil cooler lines and glycol anti-freeze solutions. Meets or exceeds requirements of SAE 100R6.

Tube: Black, specially compounded, synthetic rubber (Nitrile - Type C). See Hose Stock Characteristics.


Reinforcement: One fiber braid.







Cover: Black, oil and abrasion resistant, synthetic rubber (Neoprene - Type A). See Hose Stock Characteristics.

Temperature Range: For hydraulic oil lines -40°F to +275°F (-40°C to +135°C) constant and +300°F (+149°C) intermittent (up to 10% of operating time). For water emulsions see Temperature Limits Table.

Coupling Recommendation (See Crimp Data Manual 35019 or E-crimp):

- GLP Couplings (except -3 and -5) (Section J)
- MegaCrimp® Couplings (except -3) (Section G)
- Power Crimp® Couplings (-3 only) (Section I)



Description	Product No.							Weight (Lbs.)
3GTHXCTN	3319-3301	3/16	0.44	500	2,000	2.0	28	.08
4GTHXCTN	3319-3305	1/4	0.50	400	1,600	2.5	28	.09
5GTHXCTN	3319-3310	5/16	0.56	400	1,600	3.0	28	.11
8GTHXCTN	3319-3320	1/2	0.78	400	1,600	4.0	18	.18
10GTHXCTN	3319-3325	5/8	0.91	350	1,400	5.0	15	.21
12GTHXCTN	3319-3335	3/4	1.06	300	1,200	5.5	15	.29
16GTHXCTN	3319-3345	1	1.13	250	1,000	8.0	10	.40

GTHX High-Temp Fiber Spiral Hose—SAE 100R6

Low Pressure

Recommended For: Hydraulic oil lines, heavy-duty transmission oil cooler lines and glycol anti-freeze solutions. Meets or exceeds requirements of SAE 100R6.

Tube: Black, specially compounded, synthetic rubber (Nitrile - Type C). See Hose Stock Characteristics.

Reinforcement: Spiraled synthetic fiber.

Cover: Black, oil and abrasion resistant, synthetic rubber (Neoprene - Type A). See Hose Stock Characteristics.

Temperature Range: For hydraulic oil lines -40°F to +275°F (-40°C to +135°C) constant and +300°F (+149°C) intermittent (up to 10% of operating time). For water emulsions see Temperature Limits Table.

Coupling Recommendation (See Crimp Data Manual 35019 or E-crimp):

- GLP Couplings (Section J)
- MegaCrimp® Couplings (Section G)



Description	Product No.							Weight (Lbs.)
6GTHXREEL	3289-0002	3/8	0.63	400	1,600	3.0	28	.13



Low Pressure

GMV Global MegaVac® Return Line and Suction Hose

(Meets Flame Resistance Acceptance Designation "MSHA 2G")

Recommended For: Petroleum and water-base hydraulic fluids in suction lines or in low pressure return lines. Meets or exceeds requirements of SAE 100R4. Uses half the bend radius of SAE 100R4. Meets marine ABS with use of HeatGuard® high temp sleeve.

Tube: Black, synthetic rubber is specifically designed for resistance to high temperatures (Nitrile - Type C). See Hose Stock Characteristics.

Reinforcement: Double spiral textile (braid for -12, -16 and -20) reinforced with a helical spiral-wire to prevent collapse.

Cover: Black synthetic rubber is oil and abrasion resistant (Neoprene - Type A). See Hose Stock Characteristics.

Temperature Range: -40°F to +275°F (-40°C to +135°C) constant and +300°F (+149°C) intermittent (up to 10% of operating time). For water emulsions see Temperature Limits Table.

Coupling Recommendation (See Crimp Data Manual 35019 or E-crimp):

GL Couplings (Section J)

MegaCrimp® Couplings (-12 through -20) (Section G)



Description	Product No.	⊖	⊕	⊙	⊙	⊙	⊙	Weight (Lbs.)
12GMVXCTN	4504-0123	3/4	1.22	350	1,400	2.5	25	.45
16GMVXCTN	4504-0003	1	1.45	300	1,200	3.0	25	.54
20GMVXCTN	4504-0004	1 1/4	1.76	250	1,000	4.0	25	.77
24GMVX100FT	3105-0004	1 1/2	2.01	162	648	5.0	25	.91
32GMVX100FT	3105-0006	2	2.51	112	448	6.0	25	1.16
36GMVXCTN*	3105-0008	2 1/4	2.76	88	352	7.0	25	1.26
40GMVX100FT	3105-0010	2 1/2	3.02	68	272	7.0	25	1.39
48GMVX100FT	3105-0014	3	3.51	62	248	9.0	25	1.63
56GMVX100FT	3105-0015	3 1/2	4.01	56	224	10.0	25	1.80
64GMVX100FT	3105-0018	4	4.51	56	224	12.0	25	2.05

* Stem and clamp only, no Gates couplings available.

Low Pressure

G4H MegaVac® Return Line and Suction Hose

(Meets Flame Resistance Acceptance Designation "MSHA 2G")

Recommended For: Petroleum and water-base hydraulic fluids in suction lines or in low pressure return lines. Meets or exceeds requirements of SAE 100R4 (except 1" I.D.). Uses half the bend radius of SAE 100R4.

Tube: Black, synthetic rubber is specifically designed for resistance to high temperatures (Nitrile - Type C). See Hose Stock Characteristics.

Reinforcement: Double spiral textile reinforced with a helical spiral-wire to prevent collapse.

Cover: Black synthetic rubber is oil and abrasion resistant (Neoprene - Type A). See Hose Stock Characteristics.

Temperature Range: -40°F to +275°F (-40°C to +135°C) constant and +300°F (+149°C) intermittent (up to 10% of operating time). For water emulsions see Temperature Limits Table.

Coupling Recommendation (See Crimp Data Manual 35019 or E-crimp):

GL Couplings (Section J)

MegaCrimp® Couplings (Section G)

Use clamp over beaded nipple.



Description	Product No.	⊖	⊕	⊙	⊙	⊙	⊙	Weight (Lbs.)
12G4HXCTN	3105-0022	3/4	1.17	300	1,200	2.5	25	.42
16G4HXCTN	3105-0001	1	1.43	212	848	3.0	25	.54
20G4HXCTN	3105-0036	1 1/4	1.68	200	800	4.0	25	.62



Powering Progress.

gates.com/hydraulics

A55



RLA 1-Fiber Braid Return Line and Low Pressure Hose

Low Pressure

Recommended For: Low-pressure hydraulic oil return lines for general purpose water, glycol antifreeze solutions, conveying diesel fuel, gasoline or air. Meets SAE 30R2 performance requirements of both Type 1 and Type 2 for fuel and B20 constant contact up to 125°F biodiesel fuel transfer applications.

Tube: Black, oil resistant, synthetic rubber (Nitrile - Type C). See Hose Stock Characteristics.

Reinforcement: One fiber braid (-3 to -10). Spiral braid (-12 to -16).







Cover: Black, synthetic rubber. Oil and abrasion resistant (Modified Nitrile - Type C2). See Hose Stock Characteristics.

Temperature Range: -40°F to +212°F (-40°C to +100°C). Air to +160°F (+71°C) only. For water emulsions see Temperature Limits Table.

Coupling Recommendation (See Crimp Data Manual 35019 or E-crimp):

- GLP Couplings (except -3, -5 and -16) (Section J)
- MegaCrimp® Couplings (except -3) (Section G)
- Power Crimp® Couplings (-3 only) (Section I)



Description	Product No.							Weight (Lbs.)
3RLAXREEL	3284-0110	3/16	0.41	250	1,000	3.0	28	.07
4RLAXREEL	3284-0120	1/4	0.50	250	1,000	3.0	28	.10
5RLAXREEL	3284-0130	5/16	0.56	250	1,000	4.0	28	.11
6RLAXREEL	3284-0140	3/8	0.66	250	1,000	4.0	28	.15
8RLAXREEL	3284-0150	1/2	0.81	200	800	5.0	20	.23
10RLAXREEL	3284-0160	5/8	0.94	200	800	6.0	15	.26
12RLAXREEL	3284-0170	3/4	1.09	200	800	6.0	10	.32
16RLAXREEL	3284-0180	1	1.34	160	640	8.0	10	.41

RLC 3-Fiber Braid Return Line and Low Pressure Hose

Low Pressure

Recommended For: Petroleum-base hydraulic oils, glycol antifreeze, air or water in low pressure fluid transfer or hydraulic system return lines. Generally connected to 100R4 stems, beaded nipples, or tube type ports with worm gear clamps.

Tube: Black, oil resistant, synthetic rubber (Nitrile - Type C). See Hose Stock Characteristics.


Reinforcement: Three fiber braids.







Cover: Black, oil and abrasion resistant, synthetic rubber (Modified Nitrile - Type C2). See Hose Stock Characteristics.

Temperature Range: For hydraulic oil lines -40°F to +275°F (-40°C to +135°C) constant and +300°F (+149°C) intermittent (up to 10% of operating time); air to +160°F (+71°C) only. For water emulsions see Temperature Limits Table.

Coupling Recommendation (See Crimp Data Manual 35019 or E-crimp):

- Use barbed stem or beaded-tube with clamps only.



Description	Product No.							Weight (Lbs.)
16RLCXCTN	3319-0261	1	1.62	200	800	9.0	25	.91
20RLCXCTN	3319-0263	1 1/4	1.88	200	800	10.0	25	.88
24RLCXCTN	3319-0264	1 1/2	2.12	200	800	11.0	25	.95
28RLCXCTN	3319-0265	1 3/4	2.38	200	800	12.0	25	1.05
32RLCXCTN	3319-0266	2	2.56	200	800	13.0	25	1.06
36RLCXCTN	3319-0267	2 1/4	2.87	150	600	14.0	25	1.33
40RLCXCTN	3319-0268	2 1/2	3.12	150	600	16.0	25	1.81
48RLCXCTN	3319-0270	3	3.62	150	600	20.0	25	2.28
56RLCXCTN	3319-0272	3 1/2	4.12	150	600	24.0	25	2.58
72RLCX10FT	3319-0273	4 1/2	5.19	100	400	54.0	25	2.48



Low Pressure

MegaTech® LOC 1-Fiber Braid High-Temp Lock-On Hose

Recommended For: High-temperature (300°F) transmission oil cooler lines, pressurized hot oil return lines and turbocharger oil supply lines. Meets or exceeds SAE J1405 performance specifications for high-temperature transmission and lubricating oil systems using petroleum base oils. Not recommended for gasoline or diesel fuel applications.

Tube: True-bore GTS (Gates Technical Spec.) black tube specifically compounded for temperature and chemical resistance (CPE - Type J).

Reinforcement: One fiber braid.

Cover: Oil and mildew resistant, textile braid, impregnated with synthetic rubber.

Temperature Range: -40°F to +300°F (-40°C to +149°C).

Coupling Recommendation (See Crimp Data Manual 35019 or E-crimp):

Field Attachable LOC Couplings (Section J)

GLP Couplings (-4 to -12) (Section J)

MegaCrimp® Couplings (-16) (Section G)



Description	Product No.						Weight (Lbs.)
4MEGATECHLOCXREEL	4319-0106	1/4	0.50	300	1,200	3.0	.10
6MEGATECHLOCXREEL	4319-0107	3/8	0.64	300	1,200	3.0	.12
8MEGATECHLOCXREEL	4319-0108	1/2	0.78	300	1,200	5.0	.16
10MEGATECHLOCXREEL	4319-0109	1/2	0.91	300	1,200	6.0	.21
12MEGATECHLOCXREEL	4319-0110	3/4	1.08	300	1,200	7.0	.25
16MEGATECHLOCXREEL	4319-0111	1	1.33	300	1,200	7.0	.34

Low Pressure

LOC 1-Fiber Braid Lock-On Hose

Recommended For: Petroleum-base hydraulic oils, glycol antifreeze compounds, water, engine lubricating oils and air. Lock-On hose and couplings are NOT recommended for vibration or pressure surge applications, such as permanent piping in residential or commercial buildings. Meets SAE 30R2, SAE 30R6 and SAE 30R7 performance requirements for fuel and B20 biodiesel fuel transfer applications up to +125°F.

Tube: Black, oil resistant, synthetic rubber (Nitrile - Type C). See Hose Stock Characteristics.

Reinforcement: One fiber braid.


Cover: Oil and mildew resistant, textile braid, impregnated with synthetic rubber.

Temperature Range: -40°F to +250°F (-40°C to +121°C). For air: -40°F to +160°F (-40°C to +71°C). For water emulsions see Temperature Limits Table.

Coupling Recommendation (See Crimp Data Manual 35019 or E-crimp):

Field Attachable LOC Couplings (Section J)

GLP Couplings (Section J)



Description	Product No.						Weight (Lbs.)
4LOCXREEL	4319-0112	1/4	0.52	300	1,200	3.0	.09
6LOCXREEL	4319-0113	3/8	0.64	300	1,200	3.0	.12
8LOCXREEL	4319-0114	1/2	0.80	300	1,200	5.0	.15
10LOCXREEL	4319-0115	5/8	0.90	300	1,200	6.0	.21
12LOCXREEL	4319-0116	3/4	1.00	300	1,200	7.0	.25



Powering Progress.

gates.com/hydraulics

A57



LOL Plus Lock-On Hose

Low Pressure

(Black Cover Meets Flame Resistance Acceptance Designation "MSHA 2G")

Recommended For: Petroleum-base hydraulic oils, water, glycol antifreeze solutions, engine lubricating oils, and air. Lock-On hose and couplings are NOT recommended for pressure surge applications or critical applications, such as permanent piping in residential or commercial buildings. Do not use for gasoline or diesel fuels, unless approved by Gates H/C Product Application.

Tube: Black, oil resistant, synthetic rubber highly resistant to oil and heat (Nitrile - Type C). See Hose Stock Characteristics.

Reinforcement: One fiber braid.

Cover: Oil and abrasion resistant synthetic rubber (Modified Nitrile - Type C2). Available in black Neoprene (LOLA), blue (LOLB), green (LOLG), red (LOLR), yellow (LOLY) and gray (LOLC) colors.

Temperature Range: -40°F to +212°F (-40°C to +100°C). Air to +160°F (+71°C) only. For water emulsions see Temperature Limits Table.

Coupling Recommendation (See Crimp Data Manual 35019 or E-crimp):

- Field Attachable LOC Couplings (Section J)
GLP Couplings (except -3) (Section J)
Use clamp over beaded nipple.




Table with 9 columns: Description, Product No., and various hose specifications (ID, OD, length, weight, etc.).

NOTE: LOL Lock-On Hose is packaged in UPS shippable reels. The use of clamps with LOC Couplings is not recommended. * Special hose, subject to minimum order requirements if not in inventory.



C5C Hydraulic Hose—SAE 100R5

Recommended For: Medium pressure hydraulic petroleum-based oil lines in impulse applications, lube oil, air and water in applications such as air brakes, power steering (CAUTION: Intended for heavy-duty commercial vehicle use only), turbocharger oil supplies, tilt cab cylinders, transmission coolant and filtration lines. Meets or exceeds requirements of SAE 100R5 for traditional hydraulic applications, DOT FMVSS 106-74 Type All and SAE J1402 Type All for air brake applications (-4 to -12). Not recommended for gasoline or diesel fuel.

Tube: -4 and -5: black, oil and heat resistant synthetic rubber (Neoprene - Type A); -6 through -40: (Nitrile - Type C). See Hose Stock Characteristics.

Reinforcement: One braid of high-tensile carbon steel wire over one braid of polyester.

Cover: Black, oil and mildew resistant, polyester braid.

Temperature Range: Under SAE 100R5 (hydraulic) conditions -40°F to +212°F (-40°C to +100°C). All-purpose fleet application (hot lube oil lines) -40°F to +300°F (-40°C to +149°C). Air to +160°F (+71°C) only. Avoid continuous use at maximum temperature concurrent with maximum working pressures. For water emulsions see Temperature Limits Table.

Coupling Recommendation (See Crimp Data Manual 35019 or E-crimp):
C5 Field Attachable Couplings (Section P)



Description	Product No.	⊖	⊕	⊖	⊕	⊖	Weight (Lbs.)
4C5CXREEL	3658-1775	3/16	0.52	3,000	12,000	3.0	.16
5C5CXREEL	3658-1776	1/4	0.58	3,000	12,000	3.4	.19
6C5CXREEL	3658-1777	5/16	0.67	2,250	9,000	4.0	.24
8C5CXREEL	3658-1778	13/32	0.77	2,000	8,000	4.6	.28
10C5CXREEL	3658-1779	1/2	0.92	1,750	7,000	5.5	.38
12C5CXREEL	3658-1780	5/8	1.08	1,500	6,000	6.5	.47
16C5CXREEL	3658-1781	7/8	1.23	800	3,200	7.4	.45
20C5CXCTN	3658-1758	1 1/8	1.50	625	2,500	9.0	.54
24C5CXCTN	3658-1759	1 3/8	1.75	500	2,000	10.5	.60
32C5CXCTN	3658-1760	1 13/16	2.22	350	1,400	13.3	.84
40C5CXCTN	3658-1761	2 3/8	2.88	350	1,400	24.0	1.23

NOTE: Federal law requires registration with the Department of Transportation for anyone producing air brake hose assemblies with swaged or crimped fittings. See Engineering and Technical Data Section for compliance.





C5D High-Temp Multi-Fluid Hose

Recommended For: Petroleum-base or phosphate ester fluids; diesel fuels and filtration lines, transmission coolant lines, hot lube oil lines, power steering (CAUTION: Intended for heavy-duty commercial vehicle use only), gasoline and turbocharger oil supplies. Tilt cab cylinder and air brakes. C5D (-4 to -12) meets or exceeds DOT FMVSS 106-74 Type All, SAE J1402 Type All and SAE J1405 and fuel resistance of SAE J30R2. Not approved for bio diesel.


Tube: Black, oil and heat resistant, synthetic rubber (CPE - Type J). See Hose Stock Characteristics.

Reinforcement: One braid of high-tensile steel wire over one braid of polyester.

Cover: Green for easy identification, oil and mildew resistant, polyester braid impregnated with synthetic rubber.

Temperature Range: -40°F to +300°F (-40°C to +149°C). Air to +250°F (+121°C) only, maximum phosphate esters to +212°F (+100°C). For water emulsions see Temperature Limits Table.

Coupling Recommendation (See Crimp Data Manual 35019 or E-crimp):
C5 Field Attachable Couplings (Section P)



Description	Product No.	⊖	⊕	⊙	⊙	⊙	Weight (Lbs.)
4C5DXREEL	3658-0020	3/16	0.52	1,500	6,000	1.0	.14
5C5DXREEL	3658-0027	1/4	0.58	1,500	6,000	1.5	.15
6C5DXREEL	3658-0021	5/16	0.67	1,500	6,000	1.8	.22
8C5DXREEL	3658-0022	13/32	0.77	1,250	5,000	2.0	.23
10C5DXREEL	3658-0028	1/2	0.92	1,250	5,000	2.0	.27
12C5DXREEL	3658-0029	5/8	1.08	750	3,000	2.3	.40
16C5DXREEL	3658-0030	7/8	1.23	400	1,600	3.5	.46

NOTE: Federal law requires registration with the Department of Transportation for anyone producing air brake hose assemblies with swaged or crimped fittings. See Engineering and Technical Data Section for compliance.

C5M Marine Fuel Line Hose

Recommended For: On-shore/off-shore and marine diesel fuel and gasoline applications and hot oil lines up to +212°F. Meets USCG marine fuel line specifications, SAE J1527 B100 to +125°F Type A Class 1 and SAE J1942 requirements. Exceeds performance requirements of SAE J30R2 for non-marine applications.


Tube: Nitrile - Type C. See Hose Stock Characteristics.

Reinforcement: One wire braid

Cover: Modified Nitrile - Type C2. Blue. See Hose Stock Characteristics.

Temperature Range: -4°F to +212°F (-20°C to +100°C).

Coupling Recommendation (See Crimp Data Manual 35019 or E-crimp):
C5 Field Attachable Couplings (Section P)



Description	Product No.	⊖	⊕	⊙	⊙	⊙	Weight (Lbs.)
5C5MXREEL	3658-1965	1/4	0.58	500	2,000	1.3	.21
6C5MXREEL	3658-1969	5/16	0.67	500	2,000	1.3	.27
8C5MXREEL	3658-1973	13/32	0.77	500	2,000	1.8	.29
10C5MXREEL	3658-1977	1/2	0.92	500	2,000	2.3	.40
12C5MXREEL	3658-1981	5/8	1.08	500	2,000	2.8	.51
16C5MXREEL	3658-1985	7/8	1.23	500	2,000	3.5	.51



C5E High-Temp Flexline Hose

DOT FMVSS 106 Type A1, SAE J1405 and SAE J1402 Type A1 (-4 to -12).

Recommended For: Air brake hose, power steering (CAUTION: Intended for heavy-duty commercial vehicle use only), fuel filter, engine and transmission coolant lines, and hot (+300°F) lube oil lines.


Tube: Black, oil and heat resistant, synthetic rubber (Nitrile - Type C). See Hose Stock Characteristics.

Reinforcement: One braid of high-tensile steel wire over one braid of polyester.

Cover: Black, oil and heat resistant, textile braid impregnated with synthetic rubber. Green stripe for easy identification.

Temperature Range: -40°F to +300°F (-40°C to +149°C). Air +250°F (+121°C) maximum only. For water emulsions see Temperature Limits Table.

Coupling Recommendation (See Crimp Data Manual 35019 or E-crimp):
C5E Field Attachable Couplings (Section P)



Description	Product No.	⊖	⊕	⌚	⌚	⌚ _R	Weight (Lbs.)
4C5EXREEL	3658-0210	3/16	0.49	1,500	6,000	.8	.12
5C5EXREEL	3658-0211	1/4	0.55	1,500	6,000	1.0	.14
6C5EXREEL	3658-0212	5/16	0.61	1,500	6,000	1.3	.17
8C5EXCTN	3658-0203	13/32	0.73	1,250	5,000	1.8	.22
8C5EXREEL	3658-0213	13/32	0.73	1,250	5,000	1.8	.22
10C5EXCTN	3658-0204	1/2	0.83	1,250	5,000	2.3	.25
10C5EXREEL	3658-0214	1/2	0.83	1,250	5,000	2.3	.25
12C5EXCTN	3658-0205	5/8	0.95	750	3,000	2.8	.31
12C5EXREEL	3658-0215	5/8	0.95	750	3,000	3.0	.30
16C5EXREEL	3658-0216	7/8	1.20	400	1,600	3.5	.37
20C5EXCTN	3658-0207	1 1/8	1.49	300	1,200	4.5	.52

NOTE: Federal law requires registration with the Department of Transportation for anyone producing air brake hose assemblies with swaged or crimped fittings. See Engineering and Technical Data Section for compliance.





Nylon Air Brake Tubing

Recommended For: Truck, bus and mobile air brake, and service lines where heat and battery acids are not present. Conforms to SAE J844 specifications. Meets D.O.T. FMVSS 106-74.

Tube: Heat and light stabilized seamless extruded nylon.

Reinforcement: Type A: Non-reinforced in sizes 1/8", 5/32", 3/16" and 1/4". NOTE: 1/8" and 5/32" are NOT recognized by D.O.T. for air brake systems, these are for service lines only.

Type B: Reinforced with one open ply of fibrous nylon in sizes 5/16", 3/8", 1/2", 5/8" and 3/4".

Cover: Nylon. Available in black (NABTA), blue (NABTB), green (NABTG), red (NABTR), yellow (NABTY), orange (NABTO), purple (NABTP), brown (NABTN), silver (NABTS) and white (NABTW) colors. Other colors available upon request.

Temperature Range: -40°F to +200°F (-40°C to +93°C).

Coupling Recommendation (See Crimp Data Manual 35019 or E-crimp):
Gates DOT SureLok™ Couplings (Section Q)



Description	Product No.		Type				Weight (Lbs.)
2NABTAXLG REEL	4327-0117	1/8	A	150	800	.37	.01
4NABTAXLG REEL	4327-0101	1/4	A	150	800	1.0	.01
4NABTBXLG REEL	4327-1001	1/4	A	150	800	1.0	.02
4NABTBXREEL	4327-0102	1/4	B	150	800	1.0	.01
4NABTGXREEL	4327-0104	1/4	A	150	800	1.0	.01
4NABTNXREEL	4327-0103	1/4	A	150	800	1.0	.01
4NABTPXLG REEL	4327-0125	1/4	A	150	800	1.0	.01
4NABTRXREEL	4327-0105	1/4	A	150	800	1.0	.01
4NABTSXREEL	4327-0106	1/4	A	150	800	1.0	.01
4NABTYXREEL	4327-0107	1/4	A	150	800	1.0	.01
5NABTAXREEL	4327-0120	5/16	B	150	800	1.25	.02
6NABTAXLG REEL	4327-0201	3/8	B	150	800	1.5	.03
6NABTAXREEL	4327-0126	3/8	B	150	800	1.5	.03
6NABTBXLG REEL	4327-1002	3/8	B	150	800	1.25	.03
6NABTBXREEL	4327-0128	3/8	B	150	800	1.25	.03
6NABTGXLG REEL	4327-1003	3/8	B	150	800	1.25	.04
6NABTGXREEL	4327-0129	3/8	B	150	760	1.25	.03
6NABTNXREEL	4327-0109	3/8	B	150	800	1.25	.03
6NABTOXREEL	4327-1004	3/8	B	150	1,120	1.25	.04
6NABTRXLG REEL	4327-1005	3/8	B	150	800	1.25	.03
6NABTRXREEL	4327-0127	3/8	B	150	800	1.25	.03
6NABTWXREEL	4327-0110	3/8	B	150	800	1.25	.03
6NABTYXREEL	4327-0111	3/8	B	150	800	1.25	.03
8NABTAXREEL	4327-0112	1/2	B	150	760	2.0	.02
8NABTBXREEL	4327-0133	1/2	B	150	760	2.0	.04
8NABTGXREEL	4327-0132	1/2	B	150	720	2.0	.04
8NABTRXREEL	4327-0131	1/2	B	150	760	2.0	.04
8NABTSXREEL	4327-0114	1/2	B	150	760	2.0	.04
10NABTAXREEL	4327-0115	5/8	B	150	720	2.5	.08
10NABTGXREEL	4327-1006	5/8	B	150	640	3.5	.07
10NABTOXREEL	4327-0138	5/8	B	150	720	2.5	.08
10NABTRXREEL	4327-1007	5/8	B	150	720	3.5	.03
12NABTAXREEL	4327-0116	3/4	B	150	640	3.0	.09



C14 PTFE Hose—SAE 100R14 Type A—Nonconductive

Recommended For: Air compressor discharge, hot oil and fluids, hot and greasy environments.

Cover/Reinforcement: One braid of 300 Series stainless steel wire.

Temperature Range: Dynamic: -65°F to +400°F (-54°C to +204°C).
Static: -65°F to +450°F (-54°C to +232°C).

C14 Tube: Type A-Nonconductive white, smooth bore
Polytetrafluoroethylene (PTFE). See Hose Stock Characteristics.

Coupling Recommendation (See Crimp Data Manual 35019 or E-crimp):
C14 Couplings (Section M)



Description	Product No.	⌀	ID	PSI	MPa	R ₂	72°F	72°F	450°F	450°F	Weight (Lbs.)
							(22°C)	(22°C)	(232°C)	(232°C)	
4C14XCTN	7752-0400	3/16	0.31	1,500	6,000	2.0	3,000	12,000	1,500	6,000	.08
5C14XCTN	7752-0500	1/4	0.38	1,500	6,000	3.0	3,000	12,000	1,500	6,000	.10
6C14XCTN	7752-0600	5/16	0.45	1,500	6,000	4.0	2,500	10,000	1,500	6,000	.11
8C14XCTN	7752-0800	13/32	0.55	1,000	4,000	5.3	2,000	8,000	1,000	4,000	.12
10C14XCTN	7752-1000	1/2	0.65	800	3,200	6.5	1,500	6,000	800	3,200	.15
12C14XCTN	7752-1200	5/8	0.79	800	3,200	7.8	1,200	4,800	800	2,600	.17
16C14XCTN	7752-1600	7/8	1.03	800	3,500	9.0	1,000	4,000	800	2,200	.27

NOTE: Electrostatic Discharge: Many applications involving PTFE hose do not require a conductive tube. But you must review the potential for electrostatic discharge for every application and be aware that static electricity can be hazardous. In those cases where electrostatic discharge can occur, conductive PTFE hose with a conductive tube (Gates C14CT) is recommended. For more information on electrostatic discharge, refer to Technical Data Section.

C14CT PTFE Hose—SAE 100R14 Type B—Conductive

Recommended For: Air compressor discharge, hot oil and fluids, hot and greasy environments.

Cover/Reinforcement: One braid of 300 Series stainless steel wire.

Temperature Range: Dynamic: -65°F to +400°F (-54°C to +204°C).
Static: -65°F to +450°F (-54°C to +232°C).

C14CT Tube: Type B-Conductive black/white smooth bore
Polytetrafluoroethylene (PTFE). See Hose Stock Characteristics.

Coupling Recommendation (See Crimp Data Manual 35019 or E-crimp):
C14 Couplings (Section M)



Description	Product No.	⌀	ID	PSI	MPa	R ₂	72°F	72°F	450°F	450°F	Weight (Lbs.)
							(22°C)	(22°C)	(232°C)	(232°C)	
6C14CTXCTN*	7752-3600	5/16	0.45	1,500	6,000	4.0	2,500	10,000	1,500	6,000	.11
8C14CTXCTN*	7752-3800	13/32	0.55	1,000	4,000	5.3	2,000	8,000	1,000	4,000	.12

NOTE: Electrostatic Discharge: Many applications involving PTFE hose do not require a conductive tube. But you must review the potential for electrostatic discharge for every application and be aware that static electricity can be hazardous. In those cases where electrostatic discharge can occur, conductive PTFE hose with a conductive tube (Gates C14CT) is recommended. For more information on electrostatic discharge, refer to Technical Data Section.

* Type B-Conductive Tube.





TH8 Hydraulic Hose—SAE 100R8

Thermoplastic

Recommended For: Use with petroleum, water base and synthetic hydraulic fluids. Applications include: power and telephone mobile equipment (cherry pickers), lubrication lines, blowout preventer control lines, hydraulic lifts and farm and construction machinery. TH8 hose meets or exceeds performance requirements of SAE 100R8 with a significantly tighter bend radius. Multiline available.

Tube: 100% seamless Nylon - Type Z that easily handles a broad range of hydraulic fluids, including phosphate esters and water glycol. See Hose Stock Characteristics.


Reinforcement: Two polyester braids.

Cover: Black urethane resists hydraulic fluids, high temperatures, aging and weathering. Black TH8 cover is perforated for use in general hydraulic and pneumatic service.

Temperature Range: -65°F to +200°F (-54°C to +93°C) continuous service for petroleum and synthetic oils. Maximum of +158°F (+70°C) for water, water/oil emulsions and water glycol.

Coupling Recommendation (See Crimp Data Manual 35019 or E-crimp):

- MegaCrimp® Couplings (-4 through -16) (Section G)
- Swage PCTS Couplings (-3 only) (Section N)



Description	Product No.	⌀	⊘	⊙	⊙	⊙ _R	Weight (Lbs.)
3TH8XCTN	4467-1178	3/16	0.50	5,000	20,000	1.5	.09
4TH8XCTN	4467-1179	1/4	0.61	5,000	20,000	2.0	.13
6TH8XCTN	4467-1181	3/8	0.75	4,000	16,000	2.5	.18
8TH8XCTN	4467-1183	1/2	0.87	3,500	14,000	4.0	.22
12TH8XCTN	4467-1184	3/4	1.13	2,250	9,000	6.5	.28
16TH8XCTN	4467-1185	1	1.45	2,000	8,000	10.0	.46

TH8NC Non Conductive Hydraulic Hose—SAE 100R8

Thermoplastic

Recommended For: Use with petroleum, water base and synthetic hydraulic fluids. Applications include: power and telephone mobile equipment (cherry pickers), lubrication lines, blowout preventer control lines, hydraulic lifts and farm and construction machinery. TH8NC hose (orange cover) meets SAE 100R8 non-conductivity requirements. TH8NC hose meets or exceeds performance requirements of SAE 100R8 with a significantly tighter bend radius. Multiline available.

Tube: 100% seamless Nylon - Type Z that easily handles a broad range of hydraulic fluids, including phosphate esters and water glycol. See Hose Stock Characteristics.


Reinforcement: Two polyester braids.

Cover: Orange urethane resists hydraulic fluids, high temperatures, aging and weathering. TH8NC is non-perforated for applications requiring electrical non-conductivity. Meets SAE 100R8 Electrical Conductivity Test. Maximum leakage shall not exceed 50 microamperes when subjected to 75 kV/Ft. for five minutes. (Orange is industry accepted color for non-conductive hose).

Temperature Range: -65°F to +200°F (-54°C to +93°C) continuous service for petroleum and synthetic oils. Maximum of +158°F (+70°C) for water, water/oil emulsions and water glycol.

Coupling Recommendation (See Crimp Data Manual 35019 or E-crimp):

- MegaCrimp® Couplings (Section G)



Description	Product No.	⌀	⊘	⊙	⊙	⊙ _R	Weight (Lbs.)
4TH8NCXCTN	4467-1186	1/4	0.61	5,000	20,000	2.0	.12
6TH8NCXCTN	4467-1204	3/8	0.75	4,000	16,000	2.5	.17
8TH8NCXCTN	4467-1189	1/2	0.87	3,500	14,000	4.0	.21



Recommended For: Petroleum, water base and synthetic hydraulic fluids. Applications include: power and telephone mobile equipment (cherry pickers), lubrication lines, blowout preventer control lines, hydraulic lifts and farm and construction machinery. TH7 hose meets or exceeds performance requirements of SAE 100R7 with a significantly tighter bend radius.

Tube: 100% seamless Nylon - Type Z that easily handles a broad range of hydraulic fluids, including phosphate esters and water glycol. See Hose Stock Characteristics.

Reinforcement: Braided synthetic fiber (-2, -8, -12 and -16). Spiraled synthetic fiber (-3, -4, -5 and -6).


Cover: Black polyurethane that resists hydraulic fluids, high temperatures, aging and weathering. Black TH7 is perforated for use in general hydraulic and pneumatic service.





Temperature Range: -65°F to +200°F (-54°C to +93°C) continuous service for petroleum and synthetic oils. Maximum of +158°F (+70°C) for water, water/oil emulsions and water glycol.

Coupling Recommendation (See Crimp Data Manual 35019 or E-crimp):

MegaCrimp® Couplings (Section G)

Swage PCTS Couplings (-2 and -3) (Section N)



Description	Product No.						Weight (Lbs.)
2TH7XCTN	4467-1154	1/8	0.32	3,000	12,000	.5	.04
3TH7XCTN	4467-1155	3/16	0.41	3,000	12,000	.8	.05
4TH7XCTN	4467-1157	1/4	0.50	2,750	11,000	1.3	.07
5TH7XCTN	4467-1159	5/16	0.56	2,500	10,000	1.8	.09
6TH7XCTN	4467-1161	3/8	0.64	2,250	9,000	2.0	.11
8TH7XCTN	4467-1207	1/2	0.80	2,000	8,000	3.0	.17
12TH7XCTN	4467-1165	3/4	1.05	1,250	5,000	5.0	.24
16TH7XCTN	4467-1196	1	1.32	1,000	4,000	10.0	.25



TH7NC Non Conductive Hydraulic Hose—SAE 100R7

Thermoplastic

Recommended For: Petroleum and synthetic hydraulic fluids. Applications include: power and telephone mobile equipment (cherry pickers), lubrication lines, blowout preventer control lines, hydraulic lifts and farm and construction machinery. Orange color TH7NC meets SAE 100R7 non-conductivity requirements and meets or exceeds performance requirements of SAE 100R7 with a significantly tighter bend radius. Meets ANSI A92.2 for vehicle mounted aerial devices (-4 to -8).


Tube: -2, -12, and -16: 100% seamless Nylon - Type Z that easily handles a broad range of hydraulic fluids, including phosphate esters and water glycol; -3 through -8 Polyester. See Hose Stock Characteristics.

Reinforcement: Braided synthetic fiber (except -2: Spiraled synthetic fiber).

Cover: Orange urethane that resists hydraulic fluids, high temperatures, aging and weathering. Orange TH7NC is non-perforated for applications requiring electrical non-conductivity. Meets SAE 100R7 Electrical Conductivity Test. Maximum leakage shall not exceed 50 microamperes when subjected to 75 kV/Ft. for five minutes. (Orange is industry accepted color for non-conductive hose).

Temperature Range: -65°F to +200°F (-54°C to +93°C) continuous service for petroleum and synthetic oils. Maximum of +158°F (+70°C) for water, water/oil emulsions and water glycol.

Coupling Recommendation (See Crimp Data Manual 35019 or E-crimp): MegaCrimp® Couplings (Section G) Swage PCTS Couplings (-2 and -3) (Section N)



Description	Product No.	⊖	⊕	⊙	⊙	⊙ _R	Weight (Lbs.)
2TH7NCXCTN	4467-1166	1/8	0.32	3,000	12,000	.5	.24
3TH7NCXCTN	4467-1167	3/16	0.41	3,000	12,000	.8	.07
4TH7NCXCTN	4467-1169	1/4	0.50	2,750	11,000	1.3	.07
5TH7NCXCTN	4467-1171	5/16	0.56	2,500	10,000	1.8	.09
6TH7NCXCTN	4467-1173	3/8	0.64	2,250	9,000	2.0	.11
8TH7NCXCTN	4467-1175	1/2	0.80	2,000	8,000	3.0	.17
12TH7NCXCTN	4467-1177	3/4	1.05	1,250	5,000	5.0	.22
16TH7NCXCTN	4467-1198	1	1.32	1,000	4,000	10.0	.27



Thermoplastic

TH7DL Dual Line Hydraulic Hose—SAE 100R7

Recommended For: Petroleum, water base and synthetic hydraulic fluids. Applications include: power and telephone mobile equipment (cherry pickers), lubrication lines, blowout preventer control lines, hydraulic lifts and farm and construction machinery. TH7DL hose meets or exceeds performance requirements of SAE 100R7 with significantly tighter bend radius.

Tube: 100% seamless Nylon - Type Z that easily handles a broad range of hydraulic fluids, including phosphate esters and water glycol. See Hose Stock Characteristics.

Reinforcement: Spiraled synthetic fiber.

Cover: Black polyurethane that resists hydraulic fluids, high temperatures, aging and weathering. Black TH7DL is perforated for use in general hydraulic and pneumatic service.

Temperature Range: -65°F to +200°F (-54°C to +93°C) continuous service for petroleum and synthetic oils. Maximum of +158°F (+70°C) for water, water/oil emulsions and water glycol.

Coupling Recommendation (See Crimp Data Manual 35019 or E-crimp):
MegaCrimp® Couplings (Section G)



Description	Product No.	⌀	⌀	⌀	⌀	⌀ _{R₂}	Weight (Lbs.)
4TH7DLXCTN	4472-0220	1/4	0.50	2,750	11,000	1.3	.15
5TH7DLXCTN	4472-0221	5/16	0.56	2,500	10,000	1.8	.19
6TH7DLXCTN	4472-0223	3/8	0.64	2,250	9,000	2.0	.21
8TH7DLXCTN	4472-0224	1/2	0.80	2,000	8,000	3.0	.32

Thermoplastic

TH7NCDL Non Conductive Dual Line Hydraulic Hose—SAE 100R7

Recommended For: Petroleum, water base and synthetic hydraulic fluids. Applications include: power and telephone mobile equipment (cherry pickers), lubrication lines, blowout preventer control lines, hydraulic lifts and farm and construction machinery. Orange color TH7NCDL meets SAE 100R7 non-conductivity requirements and meets or exceeds performance requirements of SAE 100R7 with significantly tighter bend radius. Meets ANSI A92.2 for vehicle mounted aerial devices (-3 and -8).

Tube: Polyester.

Reinforcement: Braided synthetic fiber.

Cover: Orange urethane that resists hydraulic fluids, high temperatures, aging and weathering. Orange TH7NCDL is non-perforated for applications requiring electrical non-conductivity. Meets SAE 100R7 Electrical Conductivity Test. Maximum leakage shall not exceed 50 microamperes when subjected to 75 kV/Ft. for five minutes. (Orange is industry accepted color for non-conductive hose.)

Temperature Range: -65°F to +200°F (-54°C to +93°C) continuous service for petroleum and synthetic oils. Maximum of +158°F (+70°C) for water, water/oil emulsions and water glycol.

Coupling Recommendation (See Crimp Data Manual 35019 or E-crimp):
MegaCrimp® Couplings (Section G)



Description	Product No.	⌀	⌀	⌀	⌀	⌀ _{R₂}	Weight (Lbs.)
4TH7NCDLXCTN	4472-0225	1/4	0.50	2,750	11,000	1.3	.16
6TH7NCDLXCTN	4472-0227	3/8	0.64	2,250	9,000	2.0	.22
8TH7NCDLXCTN	4472-0229	1/2	0.80	2,000	8,000	3.0	.32



Powering Progress.

gates.com/hydraulics

A67



TH18 Constant Pressure Non Conductive Hydraulic Hose— SAE 100R18

Thermoplastic

Recommended For: TH18 hose meets or exceeds performance requirements of SAE 100R18 with a significantly tighter bend radius. Suitable for petroleum or synthetic-based hydraulic fluids in hydraulic systems. TH18 is ideal for industrial and agricultural applications exposed to low temperatures or cyclic and quick temperature changes. Remains highly flexible in cold weather conditions and is resistant to hydraulic fluids, high temperatures, aging and weathering.


Tube: Polyester elastomer.

Reinforcement: One band of synthetic fiber.

Cover: Black, special polyester, perforated.

Temperature Range: -67°F to +212°F (-55°C to +100°C) continuous service for petroleum and synthetic oils. Maximum of +158°F (+70°C) for water-based fluids.

Coupling Recommendation (See Crimp Data Manual 35019 or E-crimp):
MegaCrimp® Couplings (Section G)



Description	Product No.						Weight (Lbs.)
4TH18XCTN	4467-0006	1/4	0.48	3,000	12,000	1.4	.07
5TH18XCTN	4467-0007	5/16	0.56	3,000	12,000	1.8	.10
6TH18XCTN	4467-0008	3/8	0.65	3,000	12,000	1.8	.14
8TH18XCTN	4467-0009	1/2	0.89	3,000	12,000	2.8	.22
10TH18XCTN	4467-0010	5/8	1.03	3,000	12,000	3.9	.28

TH18NC Constant Pressure Non Conductive Hydraulic Hose— SAE 100R18

Thermoplastic

Recommended For: TH18NC hose meets or exceeds performance requirements of SAE 100R18 with a significantly tighter bend radius. Suitable for petroleum or synthetic-based hydraulic fluids in hydraulic systems. TH18NC non-conductive hoses are suitable for use in high-voltage applications. Remains highly flexible in cold weather conditions and is resistant to hydraulic fluids, high temperatures, aging and weathering.


Tube: Polyester elastomer.

Reinforcement: Two bands of synthetic fiber.

Cover: Special polyester, orange (industry-accepted color for non-conductive hose), non-perforated for applications requiring electrical non-conductivity. Meets SAE 100R18 Electrical Conductivity Test. Maximum leakage shall not exceed 50 microamperes when subjected to 75kV/ft for five minutes.

Temperature Range: -67°F to +212°F (-55°C to +100°C) continuous service for petroleum and synthetic oils. Maximum of +158°F (+70°C) for water-based fluids.

Coupling Recommendation (See Crimp Data Manual 35019 or E-crimp):
MegaCrimp® Couplings (Section G)



Description	Product No.						Weight (Lbs.)
4TH18NCXCTN	4467-0011	1/4	0.48	3,000	12,000	1.4	.08
5TH18NCXCTN	4467-0012	5/16	0.56	3,000	12,000	1.8	.10
6TH18NCXCTN	4467-0013	3/8	0.65	3,000	12,000	1.8	.13
8TH18NCXCTN	4467-0014	1/2	0.89	3,000	12,000	2.8	.22
10TH18NCXCTN	4467-0015	5/8	1.03	3,000	12,000	3.9	.29

