

# Chrome Plated Service Valve

**Chrome finished service valve allows isolation of a fixture or appliance for emergency or maintenance work**

## Overview

Speedfit chrome plated push-fit service valve for connecting plastic or copper pipe. Using a 1/4 turn screwdriver slot, the valve enables the flow of water to a fixture or appliance to be isolated in the event of an emergency or for maintenance work. It can also be rotated insitu to discourage tampering. Simply push the valve fully onto the pipe. To demount the connection, push the collet towards the body of the fitting and pull the pipe release.

The fitting is up to 40% faster to install than traditional methods and is easier to use in confined spaces by removing the need for hot works and tools.

Designed, manufactured and assembled in the UK.

## Features & Benefits

- DZR brass body with a chrome plate is ideal for surface mounted pipework
- Instant push-fit service valve with 1/4 turn isolation screwdriver slot
- Install and demount in seconds without tools
- Safe flame-free installation, with no hot works, glue or flux
- Grip & Seal collet with stainless steel teeth and main O-Ring seal
- Suitable for use with JG Speedfit PEX and polybutylene barrier pipe (inserts required) and copper pipe
- Suitable for hot and cold water (not suitable for central heating)



Product code	Description	Size	Bag QTY
10HSV	Service Valve	10mm	1
15HSV	Service Valve	15mm	1
22HSV	Service Valve	22mm	1



50 year guarantee when used with  
JG Speedfit Layflat PB and PEX  
Barrier Pipes

# Chrome Plated Service Valve

## Working parameters & specifications

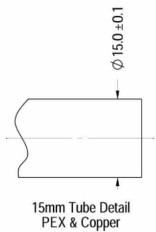
Application	Usual working temperature °C	Maximum working temperature °C	Maximum working pressure, bar
Cold Water (indirect and direct mains)	20	20	12
Hot Water (including unvented cylinders)	65	65	6

## Materials

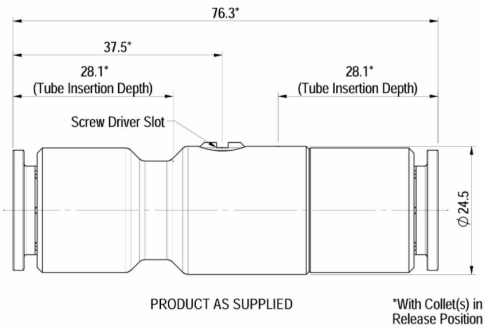
Body	Chrome Plated Brass (CW614N)
O-Ring	Ethylene Polypropylene Diene Monomer (EPDM)
Collet	Acetal Copolymer (Unfilled) Grey, Stainless Steel
Sealing Washers	Ethylene Polypropylene Diene Monomer (EPDM)
Actuating Ball	Chrome Plated Brass (CW614N)
Handle	Polyacrylamide (Glass Filled) Dark Grey
Handle Cover(Blue)	Polyacrylamide (Glass Filled) Blue
Handle Cover(Red)	Polyacrylamide (Glass Filled) Red
Screw & Washer	Stainless Steel (M6 X 6mm Pozidrive Pan Head Screw)

## Dimensions – All measurements in mm unless otherwise stated

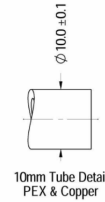
THIS PRODUCT IS MADE FROM NON-DZR BRASS



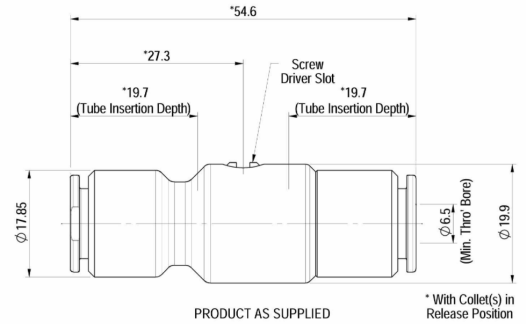
10HSV



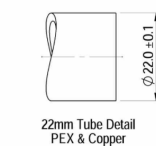
THIS PRODUCT IS MADE FROM NON-DZR BRASS



15HSV



THIS PRODUCT IS MADE FROM NON-DZR BRASS



28HSV

